


Lakewood Police Department Monthly Crime Report



- [NIBRS Incidents for 2Q17 by District](#)
- [2Q17 Motels, Apartment, MHP and Bar Charts](#)
- [2015-2017 Comparison Charts](#)
- [Gang Arrests](#)
- [Call For Service Analysis by Individual District](#)
- [1Q2017 Significant Event Synopsis](#)



2nd Quarter 2017



Lakewood Police Department

2nd Quarter 2017 Calls For Service: 16,513

Lakewood PD Arrests (Felony): 169

Lakewood PD Arrests (Gross Misdemeanor): 3

Lakewood PD Arrests (Misdemeanor): 262

Warrant Arrests: 158

2nd Quarter 2017





City of Lakewood

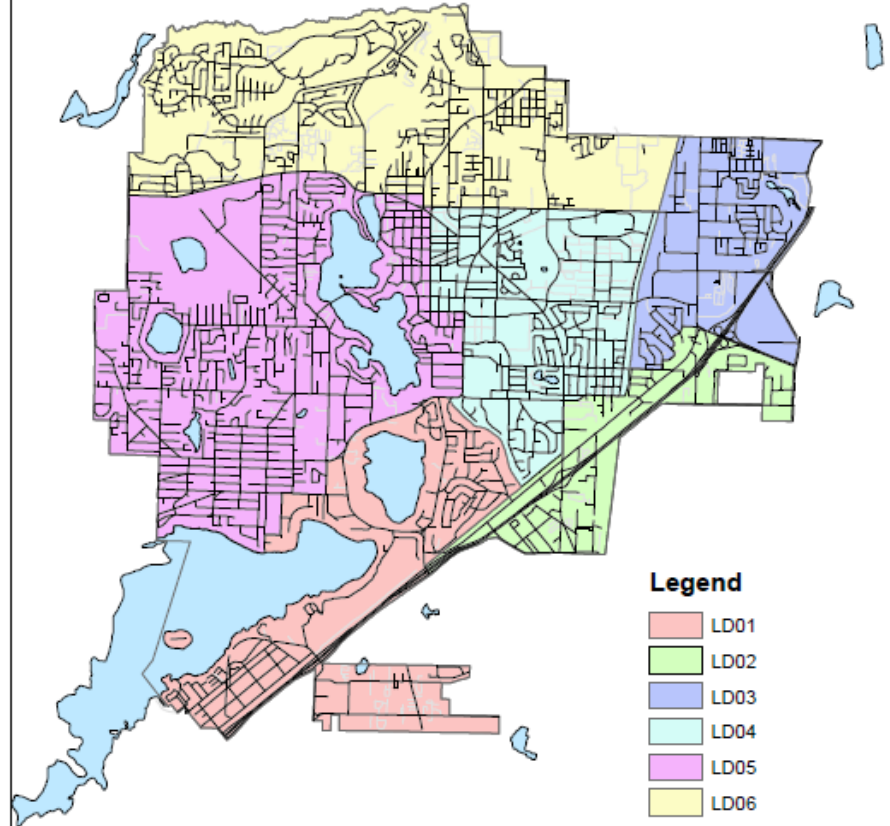


District Map







This product was prepared with care by the Lakewood Police Department Crime Analyst Unit.
City of Lakewood expressly disclaims
any liability for any inaccuracies which may yet be present. This is not a survey.
Call 353-430-0224 for further information.

15 July 2016

\\CIU\CrimAnalyst\Working Folder\GIS Work\Douglas\Map\4020100\lakon11x17_06u.mxd




Legend


-  LD01
-  LD02
-  LD03
-  LD04
-  LD05
-  LD06



City of Lakewood Incident Report 2Q 2017

	2nd Quarter 2017							City		Percent Change
	LD01	LD02	LD03	LD04	LD05	LD06	Outside	1Q2016	1Q2017	1Q2016-2017
	Person Crimes									
Aggravated Assault	9	15	14	21	13	37	1	91	110	20.88%
Simple Assault	35	57	24	71	36	82	2	252	307	21.83%
Homicide	0	0	0	0	0	0	0	0	0	0.00%
Kidnapping	0	1	1	1	0	2	0	5	5	0.00%
Sex (Forcible)	2	3	4	4	1	9	2	15	25	66.67%
Sex (NonForcible)	0	3	4	7	7	3	1	28	25	-10.71%
Totals and Averages	46	79	47	104	57	133	6	391	472	20.72%
Property Crimes										
Arson	0	0	1	1	0	1	0	7	3	0.00%
Bribery	0	0	0	0	0	0	0	0	0	0.00%
Burglary	15	24	16	30	23	19	0	140	127	-9.29%
Counterfeiting	1	3	6	7	3	3	0	26	23	-11.54%
Vandalism	31	36	29	69	37	50	2	207	254	22.71%
Embezzlement	0	0	0	0	0	0	0	0	0	0.00%
Extortion	0	0	0	1	1	0	0	0	2	200.00%
Fraud	3	2	7	12	7	8	0	71	39	-45.07%
Larceny	55	45	63	228	50	74	1	478	516	7.95%
Motor Vehicle Theft	12	19	24	11	6	7	1	63	80	26.98%
Robbery	2	3	3	7	3	4	1	25	23	-8.00%
Stolen Property	0	0	0	0	0	0	0	0	0	0.00%
Totals and Averages	119	132	149	366	130	166	5	1017	1067	4.92%
Society Crimes										
Drug	7	16	17	31	3	4	28	135	106	-21.48%
Pornography	0	0	0	0	1	0	0	0	1	100.00%
Prostitution	0	3	1	3	0	0	8	16	15	-6.25%
Weapon Law Violations	1	7	4	2	2	5	5	37	26	-29.73%
Totals and Averages	8	26	22	36	6	9	5	188	112	-40.43%
Grand Totals and Averages	173	237	218	506	193	308	16	1596	1651	3.45%

City of Lakewood Incident Report 2Q 2017 (Without Society Crime)

	2nd Quarter 2017 (without Society Crime)							City		Percent Change
	LD01	LD02	LD03	LD04	LD05	LD06	Outside	1Q2016	1Q2017	1Q2016-2017
	Person Crimes									
Aggravated Assault	9	15	14	21	13	37	1	91	110	20.88%
Simple Assault	35	57	24	71	36	82	2	252	307	21.83%
Homicide	0	0	0	0	0	0	0	0	0	0.00%
Kidnapping	0	1	1	1	0	2	0	5	5	0.00%
Sex (Forcible)	2	3	4	4	1	9	2	15	25	66.67%
Sex (NonForcible)	0	3	4	7	7	3	1	28	25	-10.71%
Totals and Averages	46	79	47	104	57	133	6	391	472	20.72%
Property Crimes										
Arson	0	0	1	1	0	1	0	7	3	0.00%
Bribery	0	0	0	0	0	0	0	0	0	0.00%
Burglary	15	24	16	30	23	19	0	140	127	-9.29%
Counterfeiting	1	3	6	7	3	3	0	26	23	-11.54%
Vandalism	31	36	29	69	37	50	2	207	254	22.71%
Embezzlement	0	0	0	0	0	0	0	0	0	0.00%
Extortion	0	0	0	1	1	0	0	0	2	200.00%
Fraud	3	2	7	12	7	8	0	71	39	-45.07%
Larceny	55	45	63	228	50	74	1	478	516	7.95%
Motor Vehicle Theft	12	19	24	11	6	7	1	63	80	26.98%
Robbery	2	3	3	7	3	4	1	25	23	-8.00%
Stolen Property	0	0	0	0	0	0	0	0	0	0.00%
Totals and Averages	119	132	149	366	130	166	5	1017	1067	4.92%
Grand Totals and Averages	165	211	196	470	187	299	11	1408	1539	9.30%

Lakewood Motel Report 2Q 2017

(By Incidents per Unit)

Motel Name	Total CFS 2Q17	No. of Units	CFS/Units 2Q17	District
MADIGAN	26	25	1.04	LD02
LAKWOOD INN (NIGHTS INN)	36	45	0.8	LD03
BILTMORE	17	29	0.59	LD02
WESTERN INN	50	103	0.49	LD03
LA CASA	9	20	0.45	LD02

Motel Name	Serious CFS 2Q17	No. of Units	CFS/Units 2Q17	District
MADIGAN	3	25	0.12	LD02
LAKWOOD INN (NIGHTS INN)	3	45	0.07	LD03
LA CASA	1	20	0.05	LD02
BEST VALUE	2	55	0.04	LD03
BILTMORE	1	29	0.03	LD02

Lakewood Apartment Report 2Q 2017

(By Incident per Unit)

Top Ten Apartments Total Calls For Service 2ndQtr 2017	CFS	No. of Units	CFS/Units	District
KELLY PLACE APTS	31	5	6.20	LD05
PARADISE APTS	30	9	3.33	LD01
WESTWOOD PARK APTS	37	8	4.63	LD01
REDWOOD APTS	17	8	2.13	LD04
ORCHARD APTS	14	26	0.54	LD04
MCCHORD TUDOR HAUS APTS	43	25	1.72	LD02
SUNNY PARK APTS	12	15	0.80	LD02
SUBURBAN APTS	11	8	1.38	LD06
AVALON PLACE APTS (Lakewood Gardens 1)	34	14	2.43	LD04
LONE TREE APTS	16	24	0.67	LD02

Top Ten Apartments Serious Calls For Service 2ndQtr 2017	SCFS	No. of Units	CFS/Units	District
REDWOOD APTS	4	8	0.50	LD04
PARADISE APTS	4	9	0.44	LD01
SUNNY PARK APTS	3	8	0.38	LD02
KING APTS	2	6	0.33	LD01
WHISPERING FIRS APTS	8	24	0.33	LD02
MANRESA APTS	6	20	0.30	LD02
WESTWOOD PARK APTS	4	15	0.27	LD02
RAINIER VISTA APTS	3	12	0.25	LD04
SUBURBAN APTS	2	8	0.25	LD06
AVALON PLACE APTS (Lakewood Gardens 1)	6	26	0.23	LD04

Lakewood Mobile Home Parks 2Q 2017

(By Incident per Unit)

Top Ten Mobile Home Park Total Calls For Service 2nd Qtr 2017	CFS	No. of Units	CFS/Units	District
KARWAN VILLAGE MHP	81	46	1.76	LD03
F & T TRAILER COURT	12	12	1.00	LD01
ALPINE PLACE MHP	9	11	0.82	LD01
TERRACE TRAILERS MHP	12	15	0.80	LD01
RANCHO VILLA MHP	44	55	0.80	LD04
MEADOW PARK TRAILER COURT	14	23	0.61	LD06
MERRITT MHP	3	5	0.60	LD01
LONESTAR DOWNS COURT MHP	3	5	0.60	LD01
TILlicUM MANOR MHP	15	27	0.56	LD02
OAKNOLL TRAILER PARK	19	37	0.51	LD02

Top Ten Mobile Home Park Serious Calls For Service 2nd Qtr 2017	SCFS	No. of Units	CFS/Units	District
KARWAN VILLAGE MHP	8	46	0.17	LD03
F & T TRAILER COURT	2	12	0.17	LD01
TERRACE TRAILERS MHP	2	15	0.13	LD01
NORTHWEST TRAILER PARK	2	23	0.09	LD03
TILlicUM MANOR MHP	2	27	0.07	LD02
WOODBROOK MHP	3	43	0.07	LD01
JAMESTOWN ESTATES MHP	3	44	0.07	LD01
CEDRONA PARK MHP	3	50	0.06	LD01
NORTHWEST MOBILE HOME PARK	3	51	0.06	LD02
RANCHO VILLA MHP	2	55	0.04	LD04

Lakewood Bar Report 2Q 2017

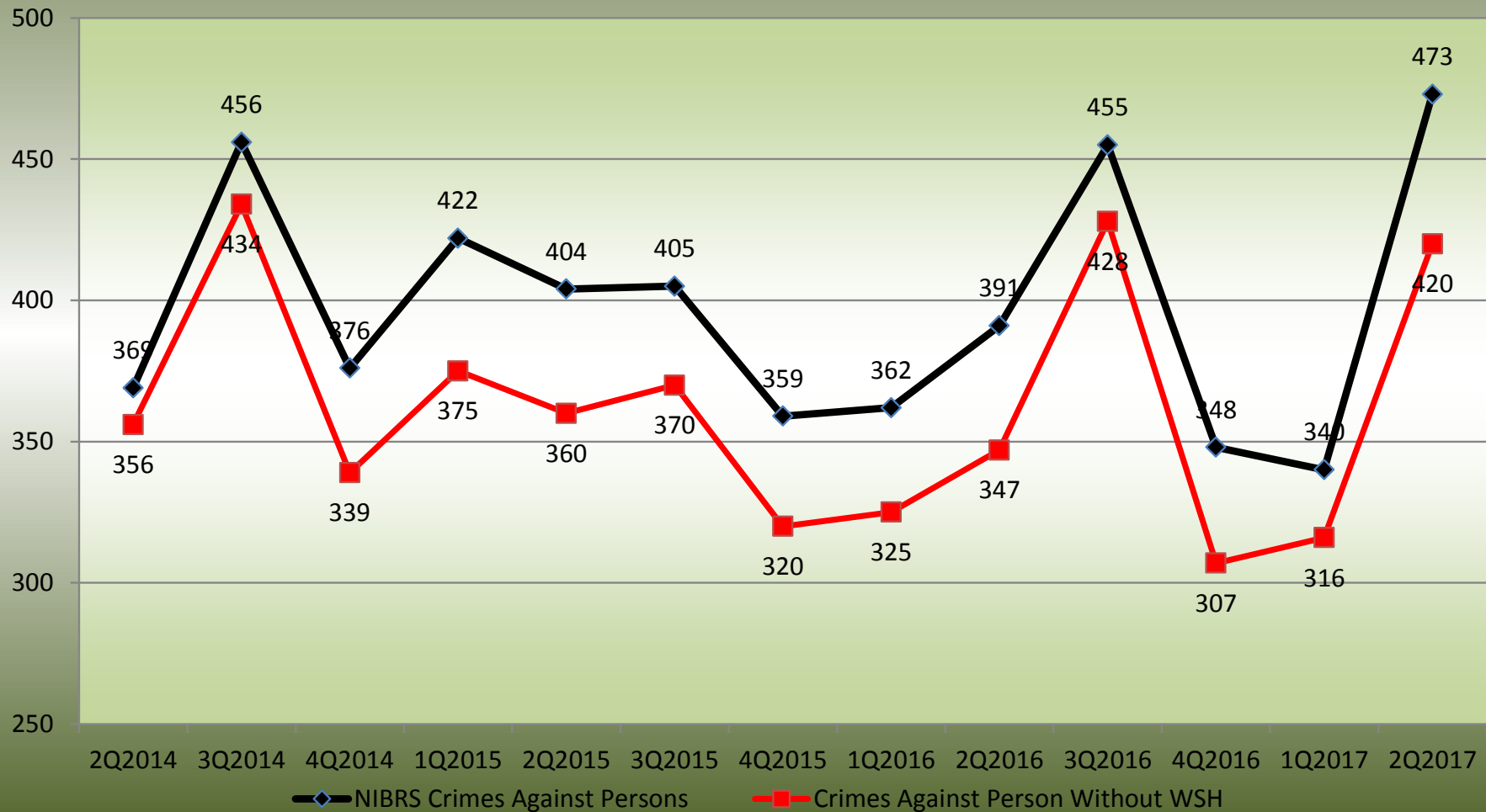
(By Incident per Unit)

Bar Name	3rd Qtr	4th Qtr	1st Qtr	2nd Qtr	2016/17 Total CFS
	2016 CFS	2016 CFS	2017 CFS	2017 CFS	
Great American Casino	14	16	4	9	43
Oaktree Food & Drink	15	9	11	7	42
Chips Casino & Palace Casino	13	7	11	9	40
Dennys (100th St)	16	5	8	9	38
Ram Big Horn	12	6	7	6	31
Cheers	5	11	6	6	28
Bowlero Lanes	9	3	8	5	25
Macau Casino	5	6	8	2	21
Hammer Time Bar and Grill	3	2	3	8	16
Oakhouse Rest&Bar	3	1	8	2	14

Bar Name	3rd Qtr	4th Qtr	1st Qtr	2nd Qtr	2016/17
	2016 SCFS	2016 SCFS	2017 SCFS	2017 SCFS	Serious CFS
Chips Casino & Palace Casino	3	3	3	0	9
Oaktree Food & Drink	2	2	2	1	7
Cheers	0	3	3	0	6
Applebee's (Gravelly)	3	1	1	1	6
HammerTime Bar and Grill	1	1	0	3	5
Great American Casino	1	1	1	2	5
Champions	1	1	1	1	4
Schooners Tavern	0	1	1	1	3
Ram Big Horn	0	0	1	1	2
Dae Won Garden	0	0	0	1	1

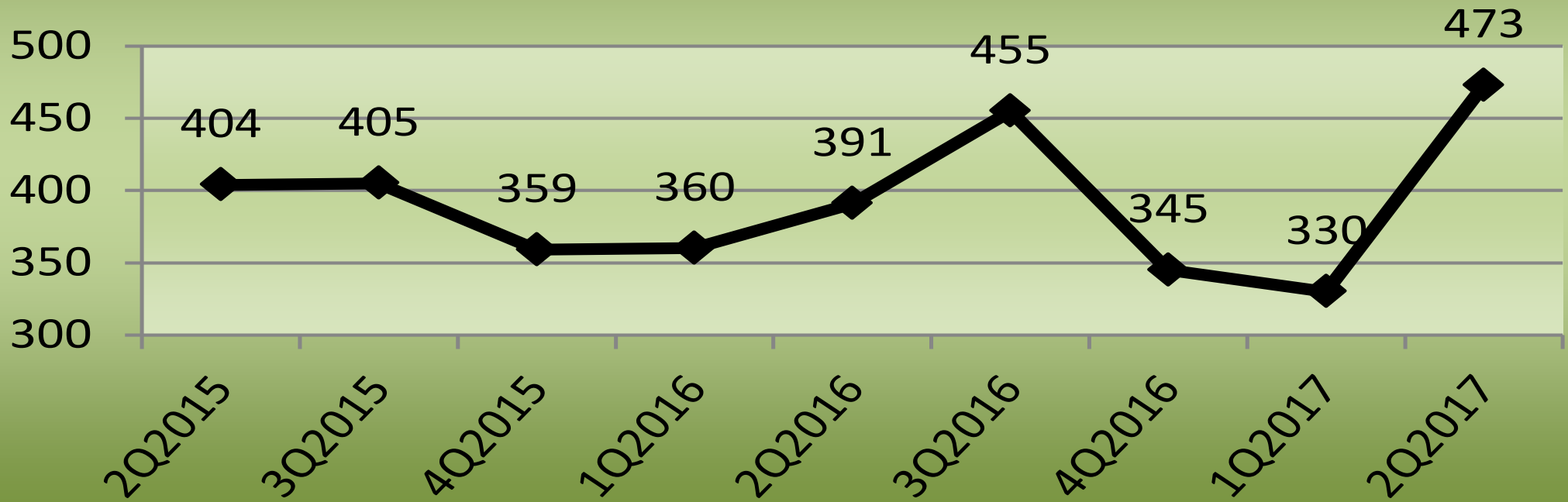
Lakewood Person Crimes Rates

NIBRS Person Crimes By Quarter 2014_2017 (With and Without Western State Hospital)

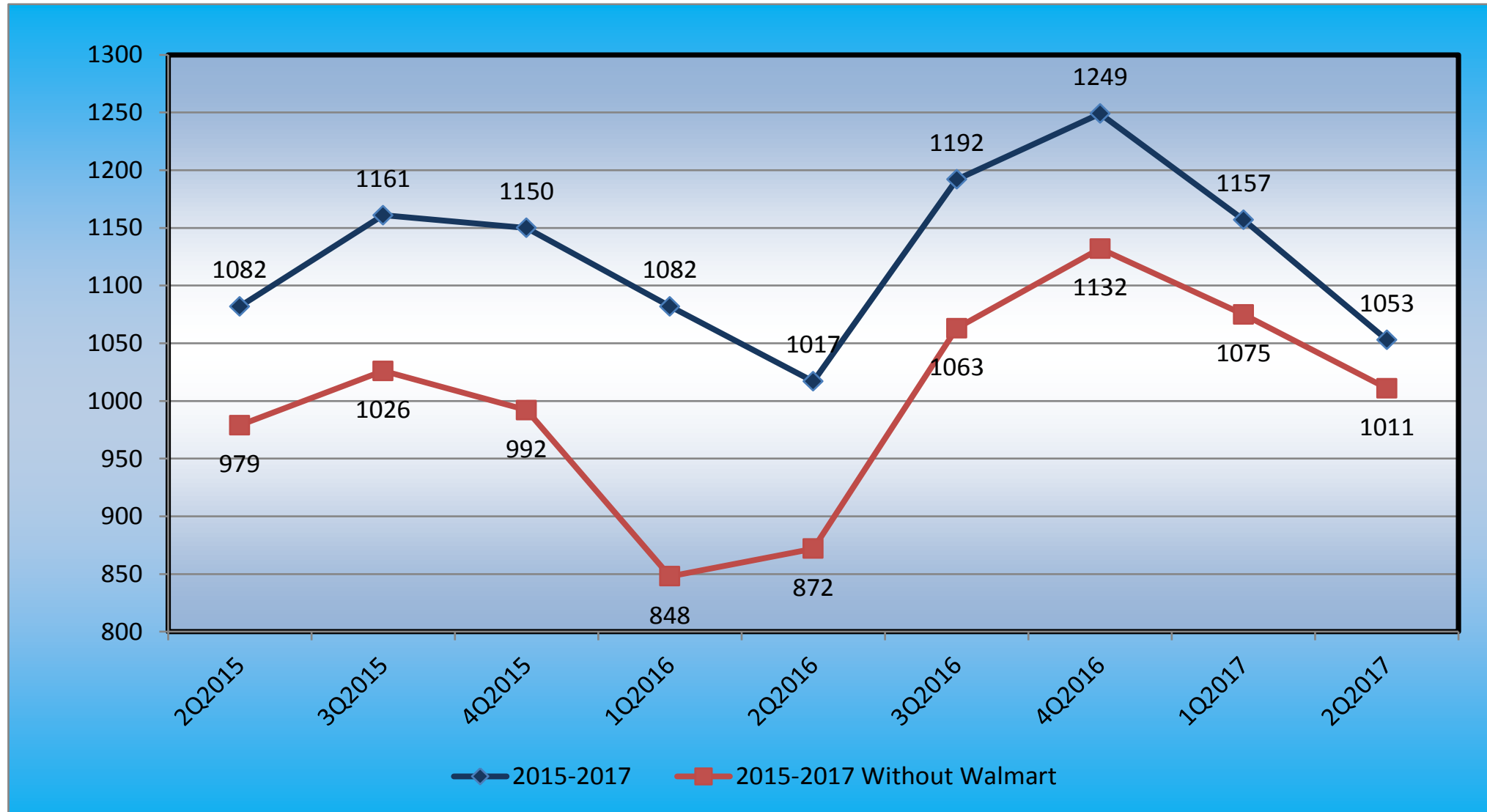


Lakewood Person Crimes Rates

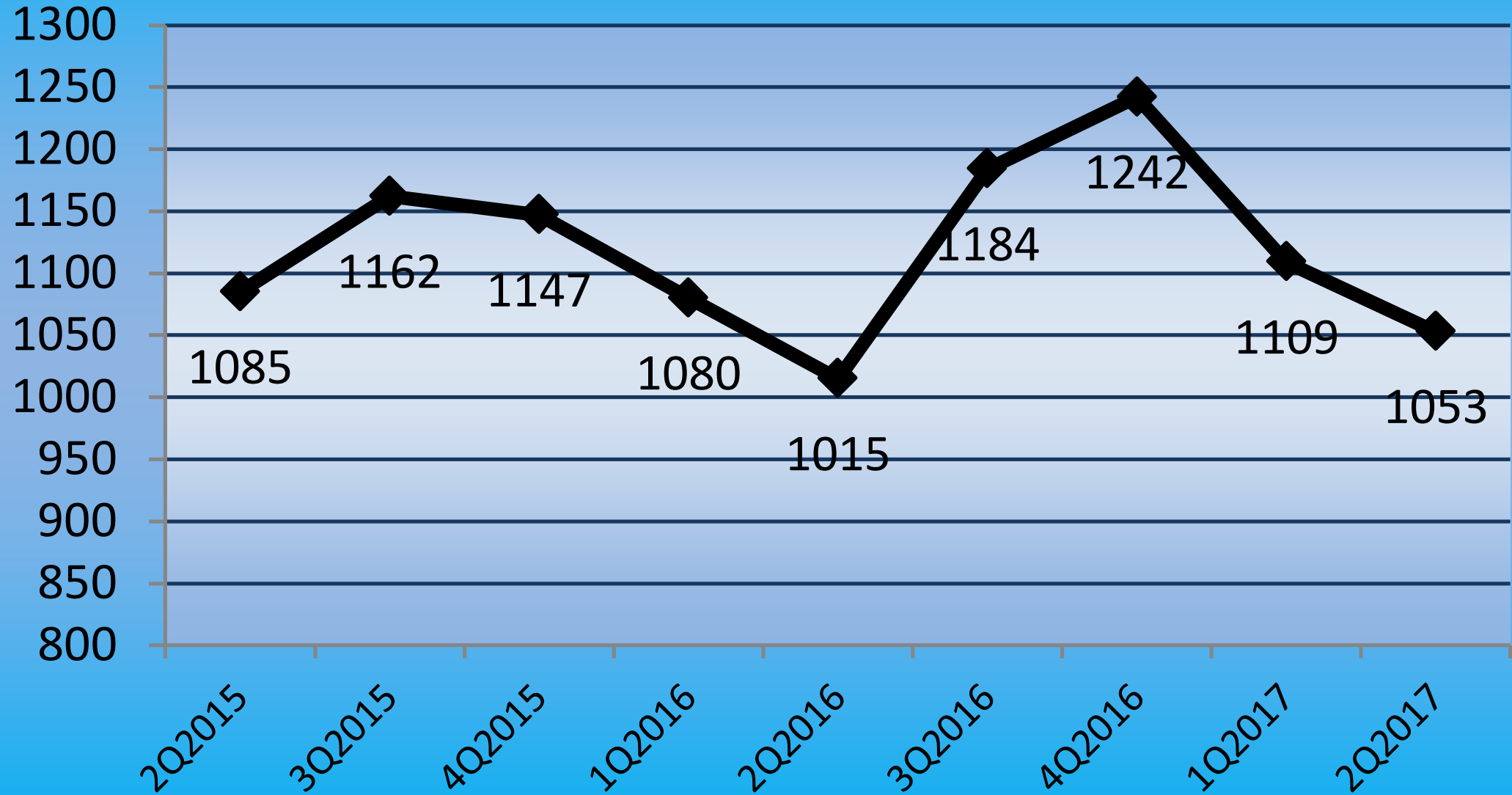
NIBRS Person Crime By Quarter 2015-2017



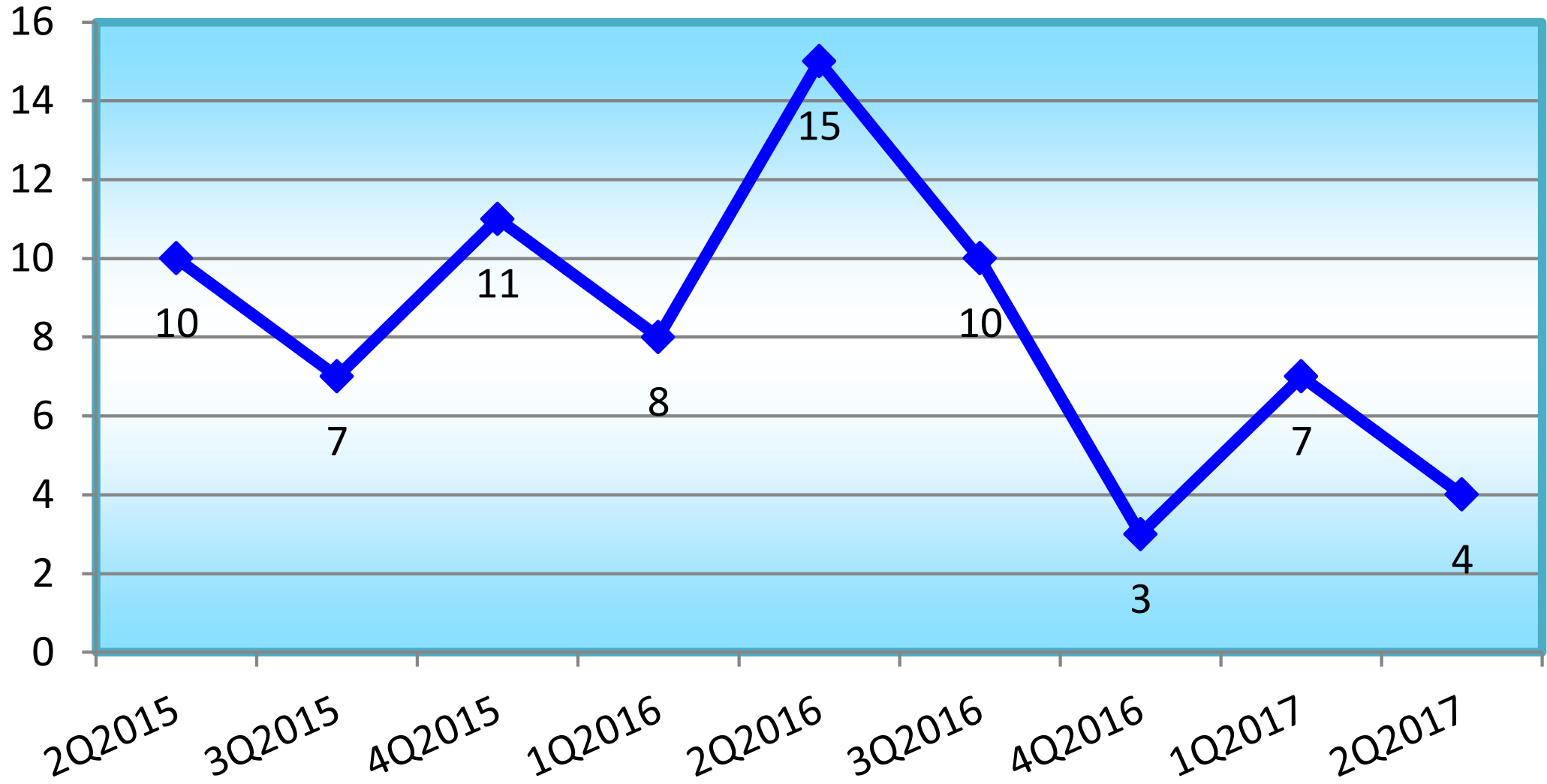
Lakewood Property Crimes (With and Without Walmart) 2015-2017 By Quarter



NIBRS Property Crime By Quarter 2015-2017



Gang Arrests 2015 Thru 2017 By Quarter

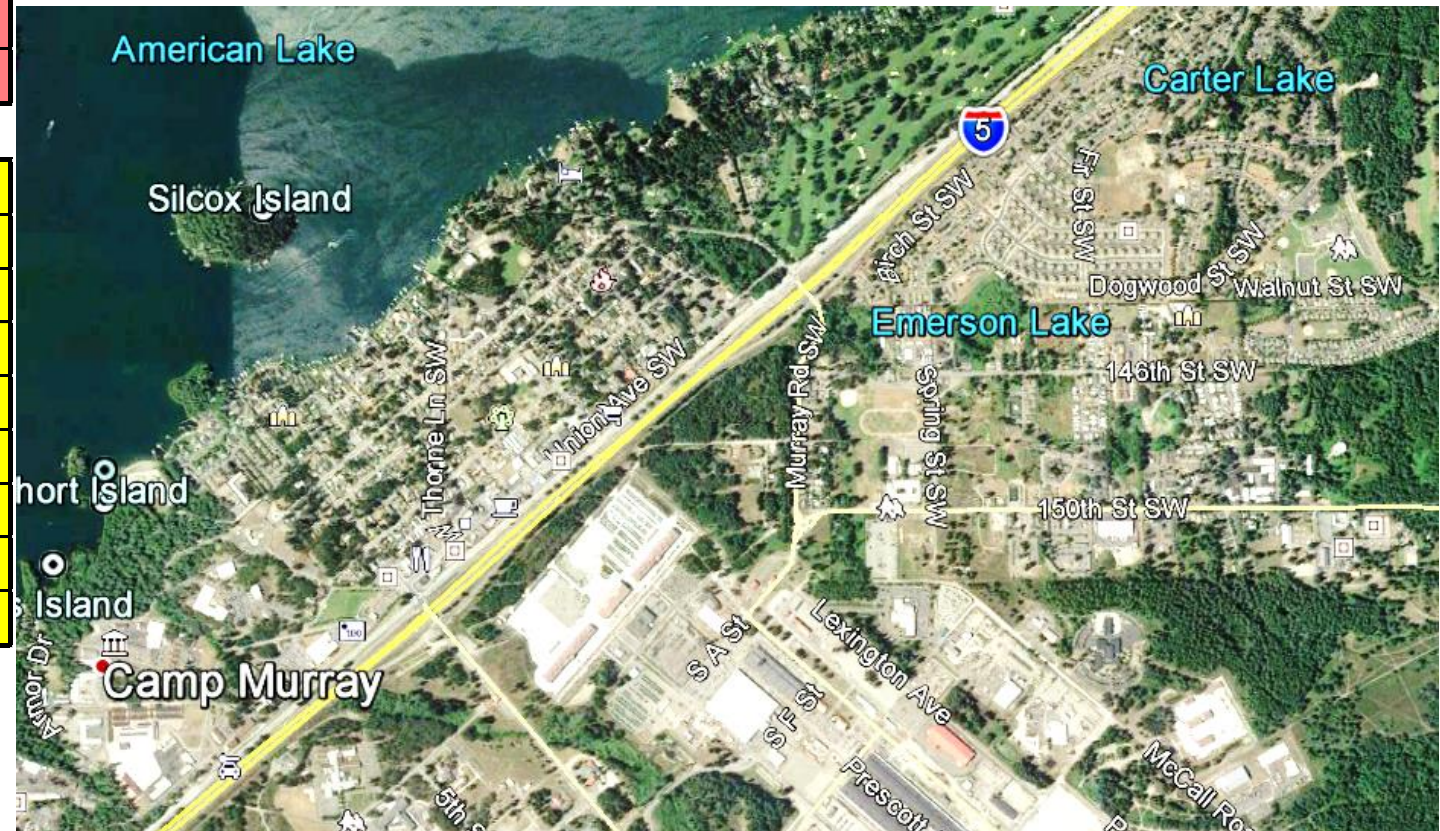


District 1 (LD01) Tillicum-Woodbrook

2nd Quarter 2017 Calls For Service
Total CFS - 1795

Most Common CFS		
T	Traffic	175
SEC	Security Check	132
SUSP or SUSV	Suspicious Person or Vehicle)	120
WEL	Welfare Check	94
DVV	Domestic Violence Verbal	73

Calls of Note		
DVP	Domestic Violence Physical	49
MVC	Motor Vehicle Crash	55
UNW	Unwanted Person	46
THE	Theft (Various)	44
BUR	Burglary	24
MVT	Motor Vehicle Theft	17
WEAP	Weapon Related	11
ASN	Assault	10

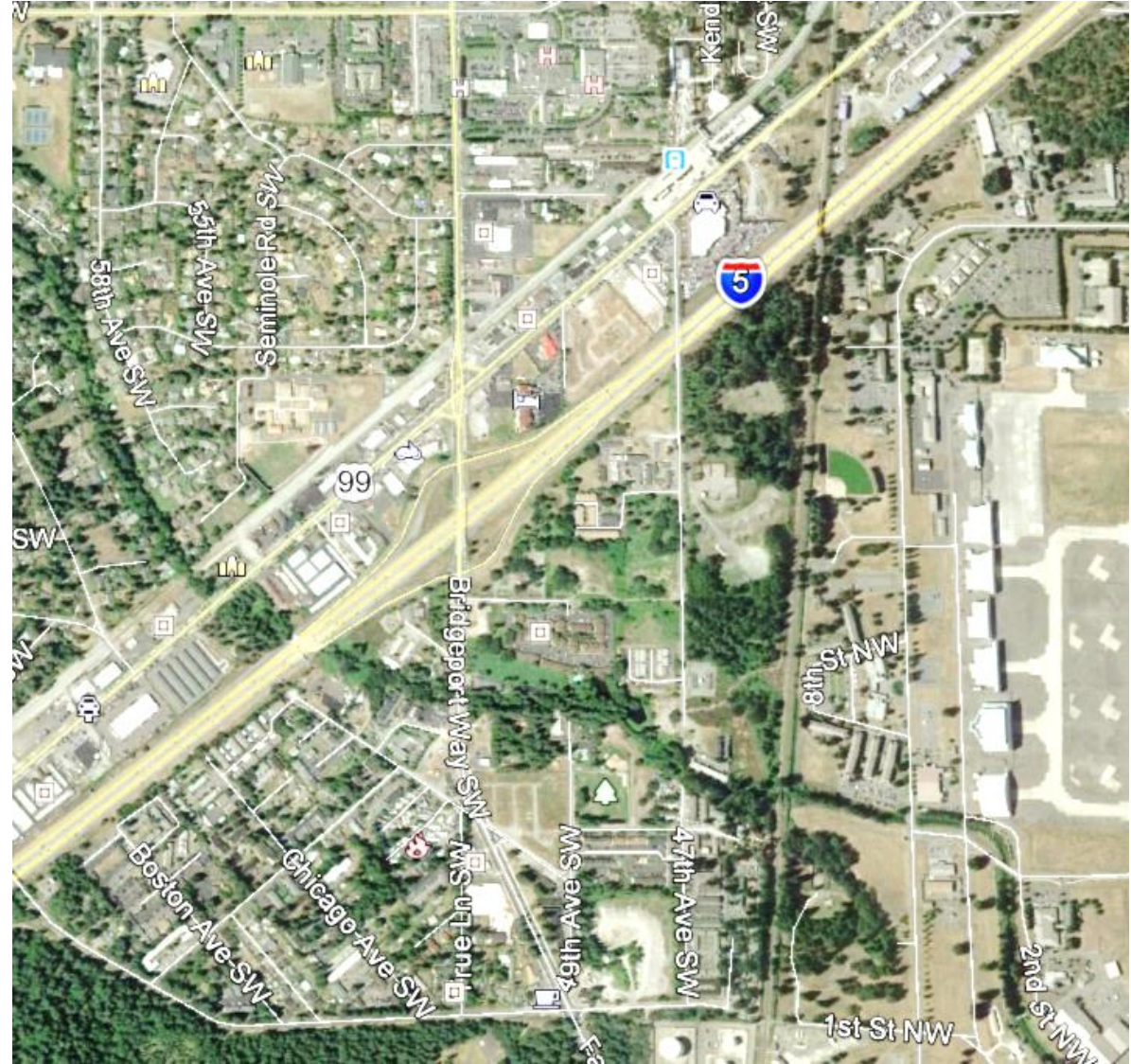


District 2 (LD02) Springbrook-Ponders

2nd Quarter 2017 Calls For Service

Total CFS - 2505

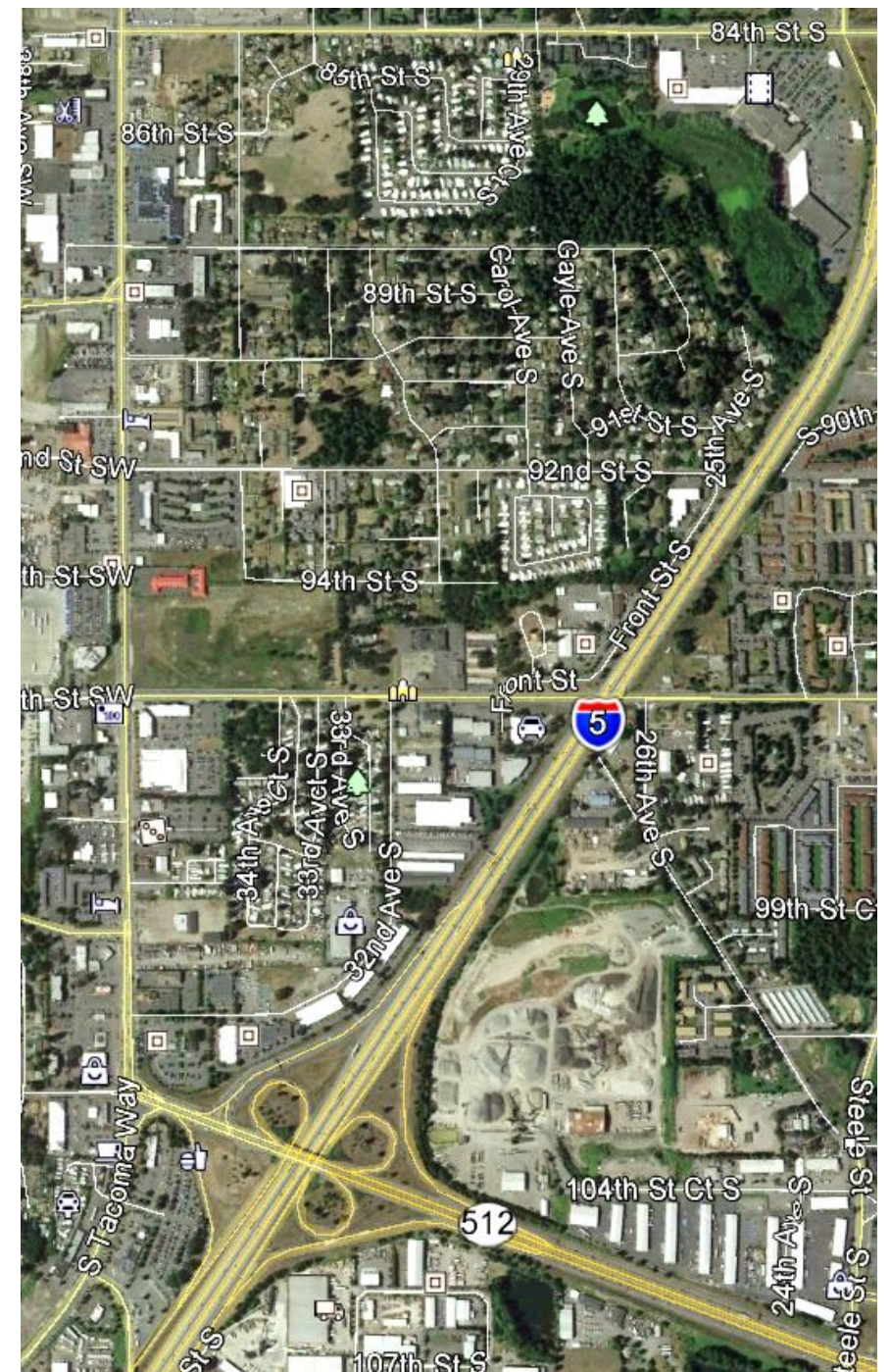
Most Common CFS		
T	Traffic	346
SUSP or SUSV	Suspicious Person or Vehicle	214
WEL	Welfare Check	118
DIS	Disorderly - Verbal Confrontation	94
DVV	Domestic Violence - Verbal	87
Calls of Note		
DVP	Domestic Violence - Physical	68
DISF	Disturbance - Fight	36
BUR	Burglary	35
ASN	Assault	22
WEAP	Weapon Related	13



District 3 (LD03) Lakeview - S Tacoma Way

2nd Quarter 2017 Calls For Service
Total CFS - 2105

Most Common CFS		
T	Traffic	326
SUSP or SUSV	Suspicious Person or Vehicle	145
MVC	Motor Vehicle Crash	119
SEC	Security Check	97
WEL	Welfare Check	67
Calls of Note		
DVV	Domestic Violence - Verbal	50
DIS	Disorderly - Verbal	46
DVP	Domestic Violence Physical	42
MVT	Motor Vehicle Theft	30
ASN	Assault	11
DISF	Disorderly - Fight	10
WEAP	Weapon Related	6
DOAH	Death - Homicide	1



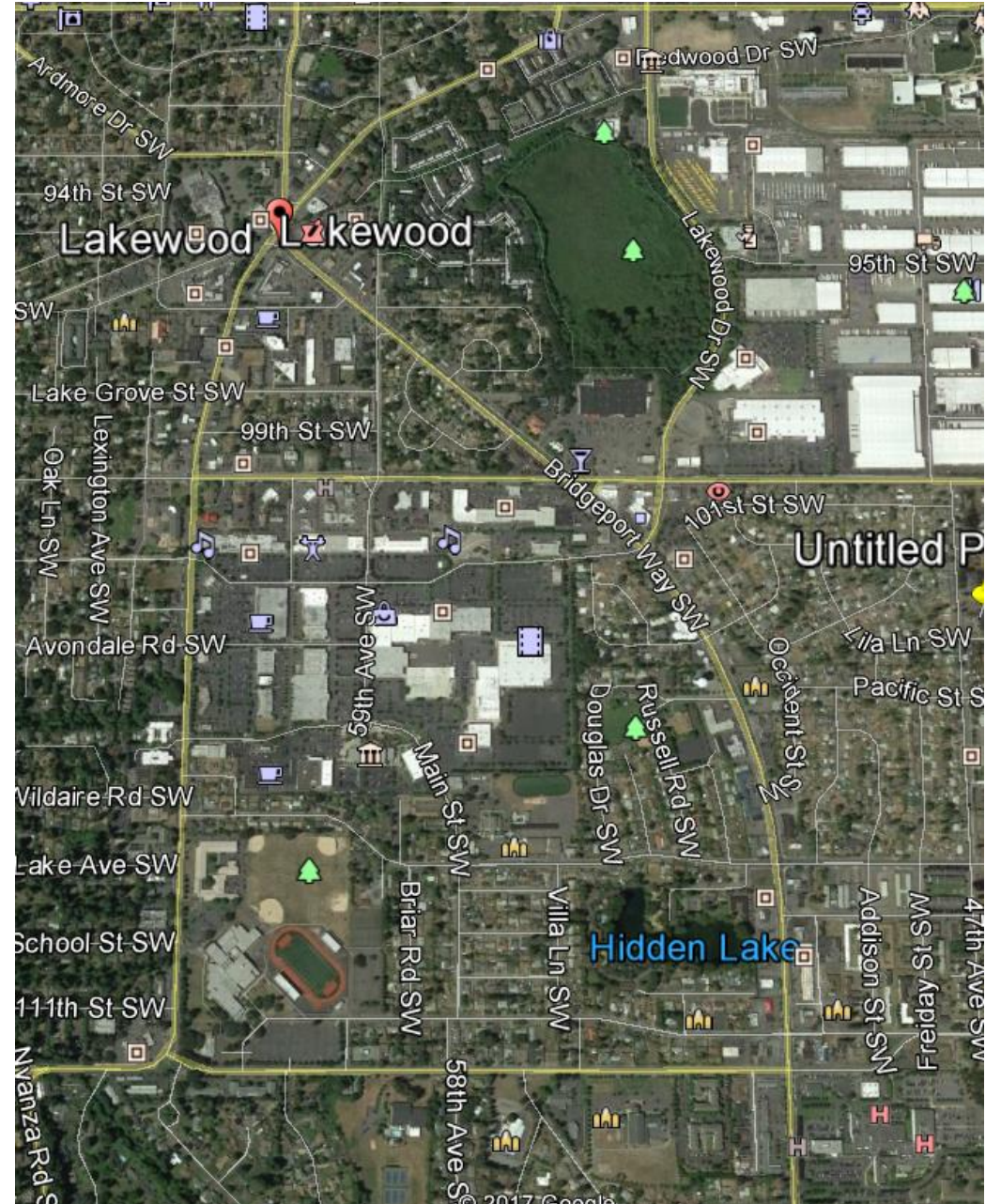
District 4 (LD04)

Lakewood Towne Center

2nd Quarter 2017 Calls For Service
 Total CFS - 4576

Most Common CFS		
T	Traffic	579
911	Hang Ups	365
WEL	Welfare Check	214
SUSP or SUSV	Suspicious Person or Vehicle	229
MVC	Motor Vehicle Crash	139

Calls of Note		
DIS	Disorderly - Verbal	80
DVV	Domestic Violence - Verbal	73
DVP	Domestic Violence - Physical	45
BUR	Burglary	39
THEV	Car Prowl	36
ASN	Assault	30
DISF	Disorderly - Fight	28
SHOTS	Shots or Shooting	16

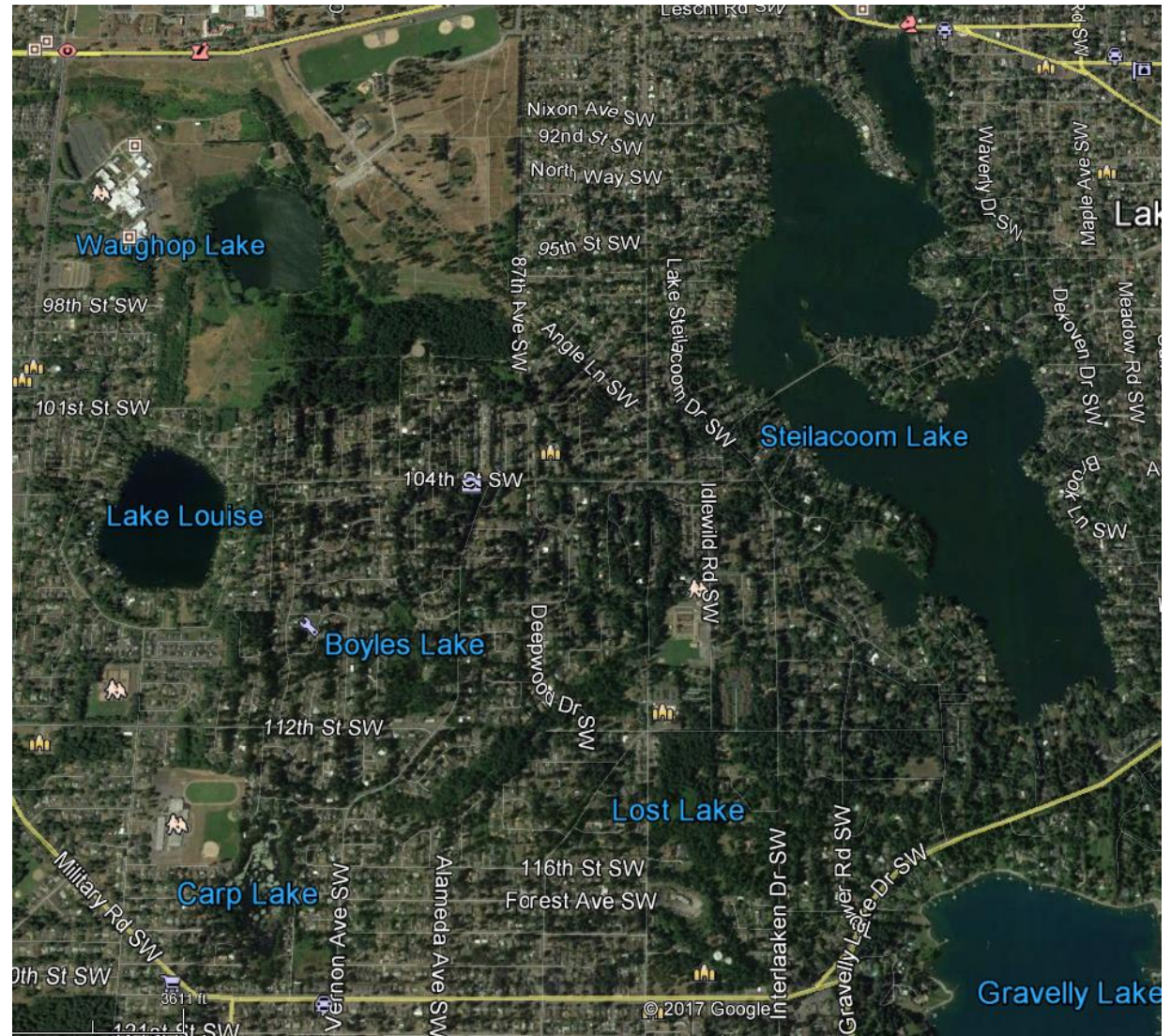


District 5 (LD05) Lake City

2nd Quarter 2017 Calls For Service
Total CFS - 2385

Most Common CFS		
T	Traffic	444
SUSP or SUSV	Suspicious Person or Vehicle	152
SEC	Security Check	128
WEL	Welfare Check	107
DVV	Domestic Violence Verbal	68

Calls of Note		
MVC	Motor Vehicle Crash	64
ALA	Alarm (Various)	61
DIS	Disorderly - Verbal	53
DVP	Domestic Violence - Physical	45
ASN	Assault	10
SHOTS	Shots or Shooting	6
WEAP	Weapon Related	5

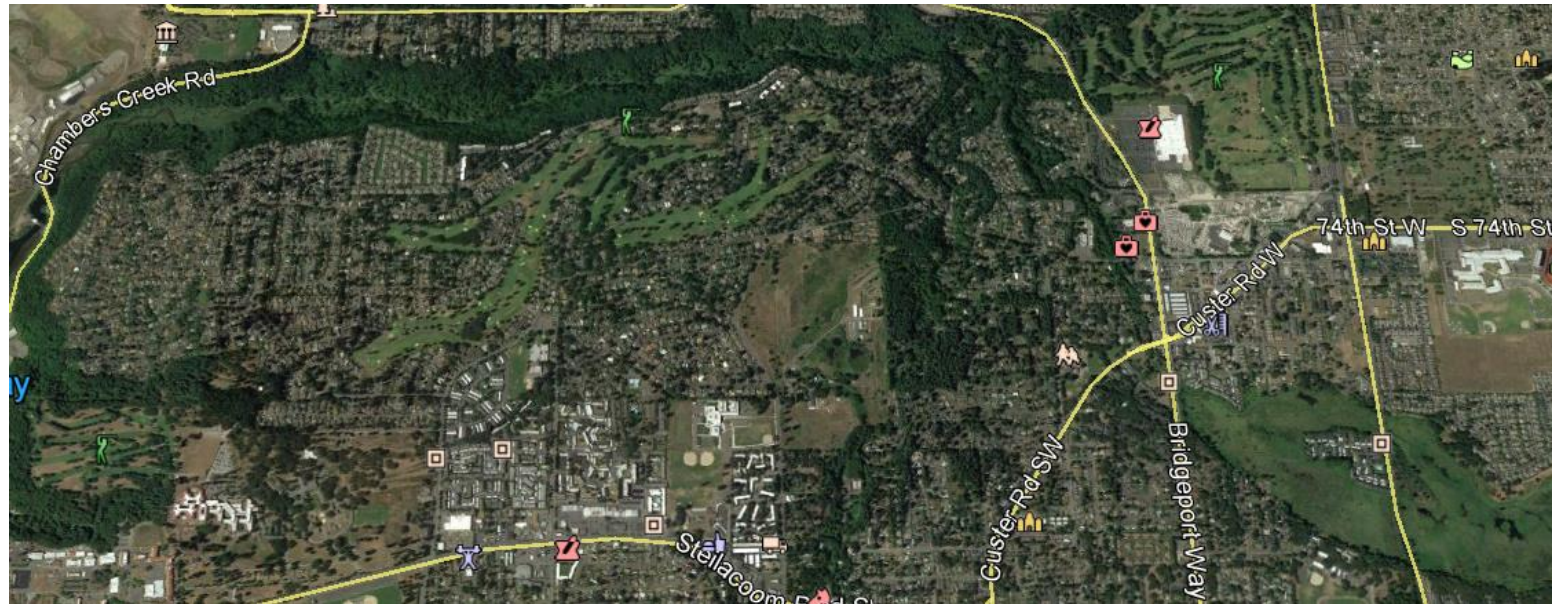


District 6 (LD06) Oakbrook

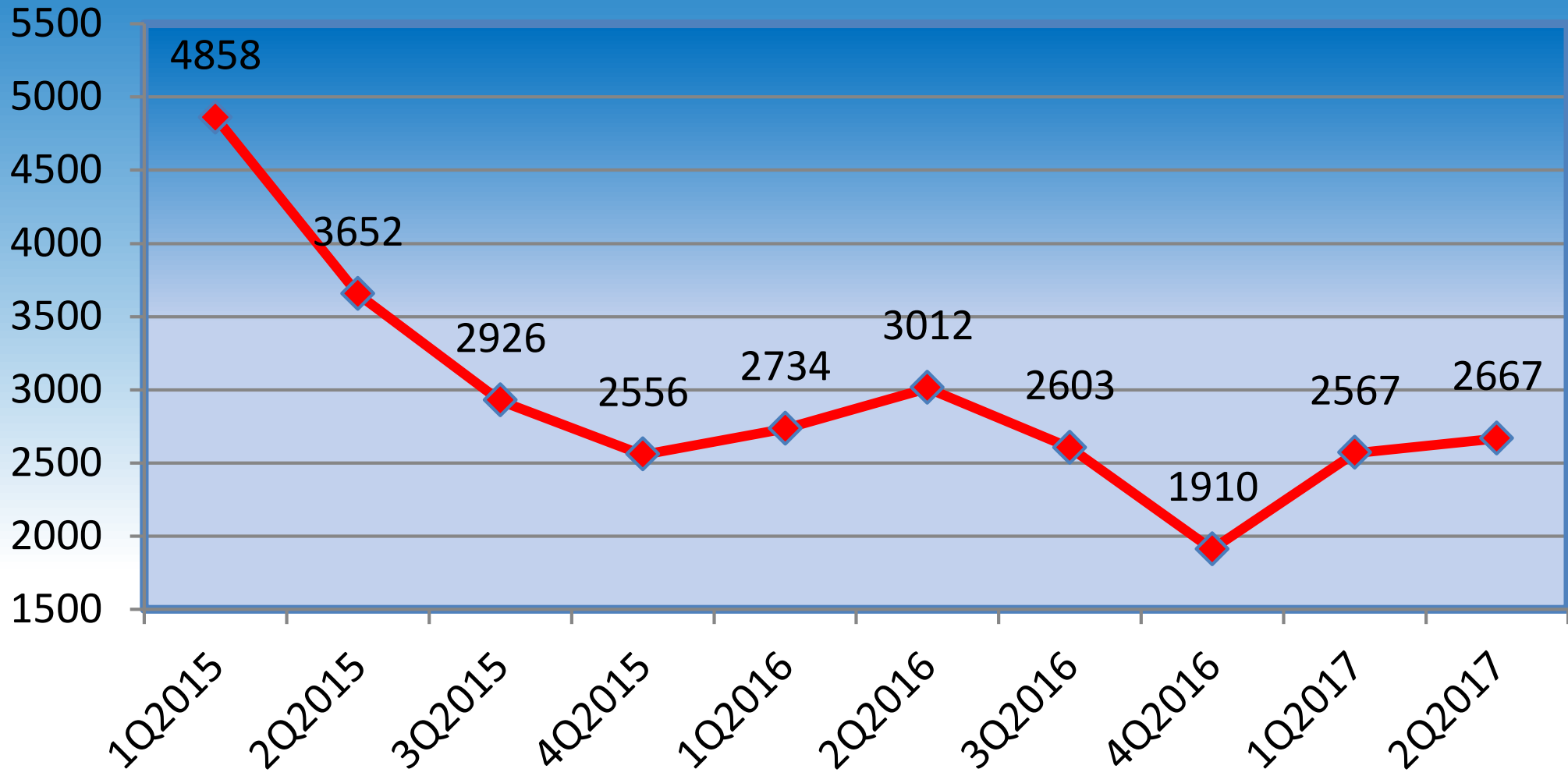
2nd Quarter 2017 Calls For Service
Total CFS - 2701

Most Common CFS		
T	Traffic	410
DVV	Domestic Violence - Verbal	109
SUSP or SUSV	Suspicious Person or Vehicle	108
MVC	Motor Vehicle Crash	86
911	Hang- Ups	84

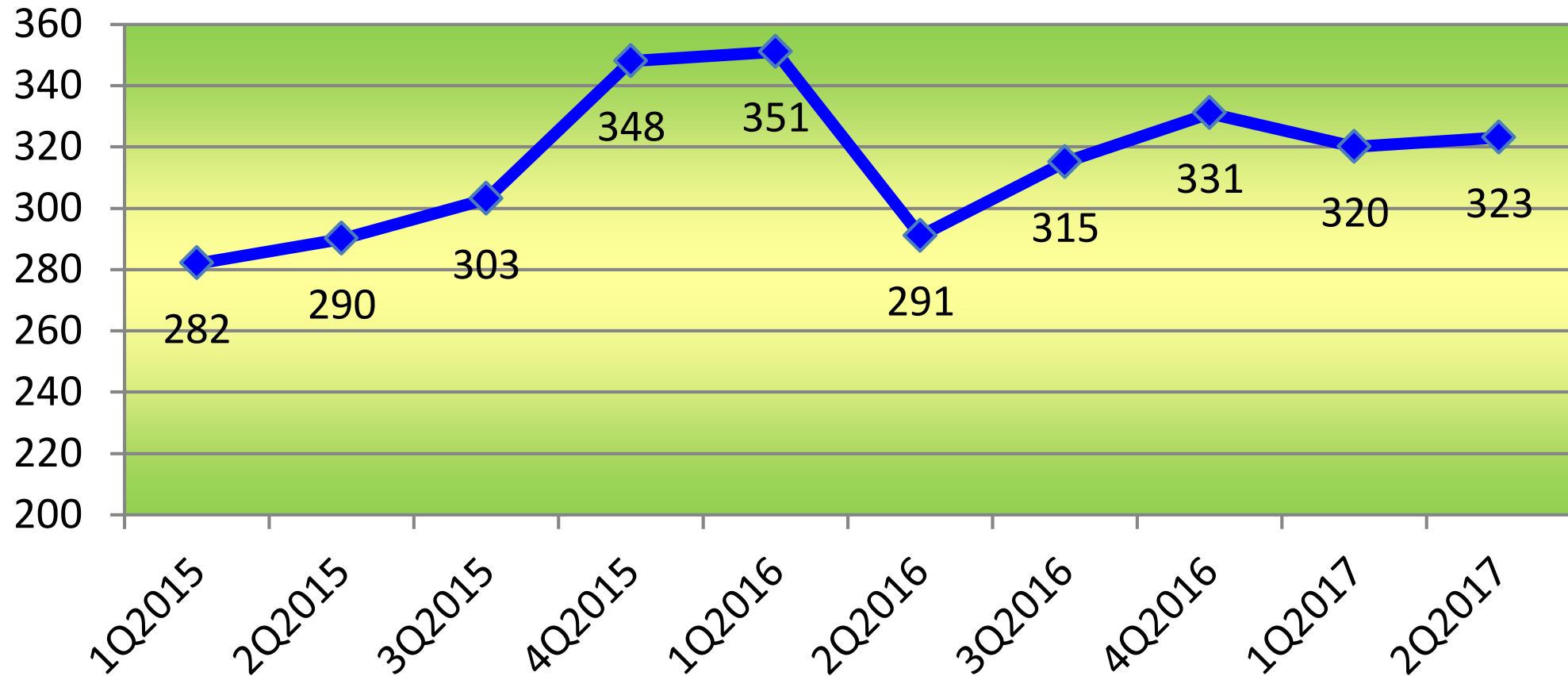
Calls of Note		
DIS	Disorderly - Verbal	81
THE	Theft (Various)	73
DVP	Domestic Violence - Physical	71
ASN	Assault	66
BUR	Burglary	36
DISF	Disturbance - Fight	29
SHOTS	Shots or Shooting	13
WEAP	Weapons Related	11



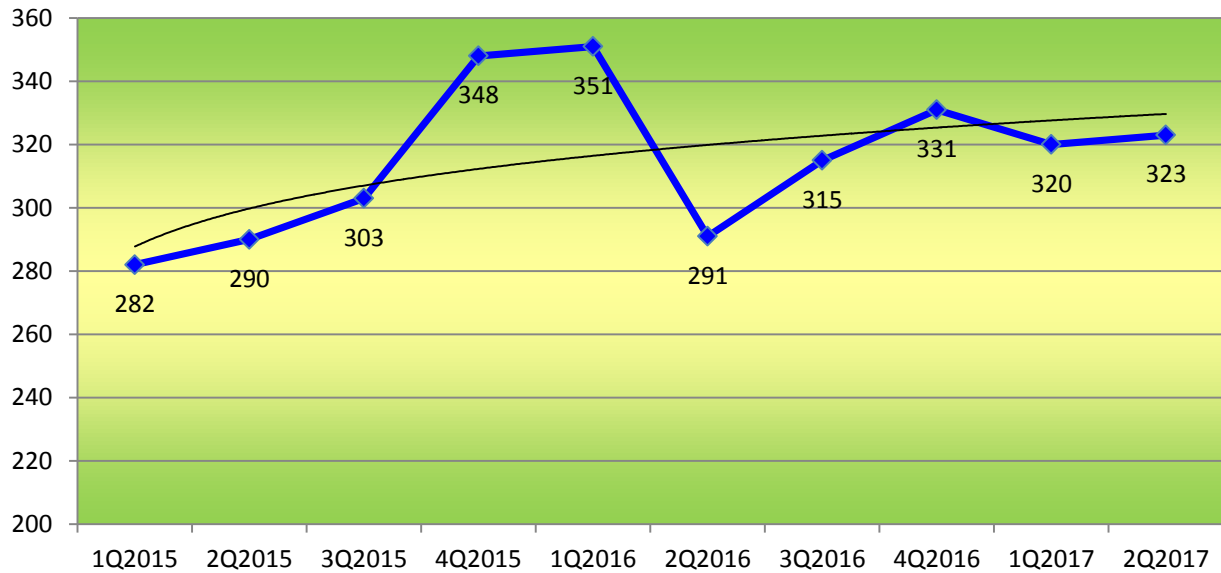
Lakewood Police Department Total Traffic Stops 2015-2017YTD



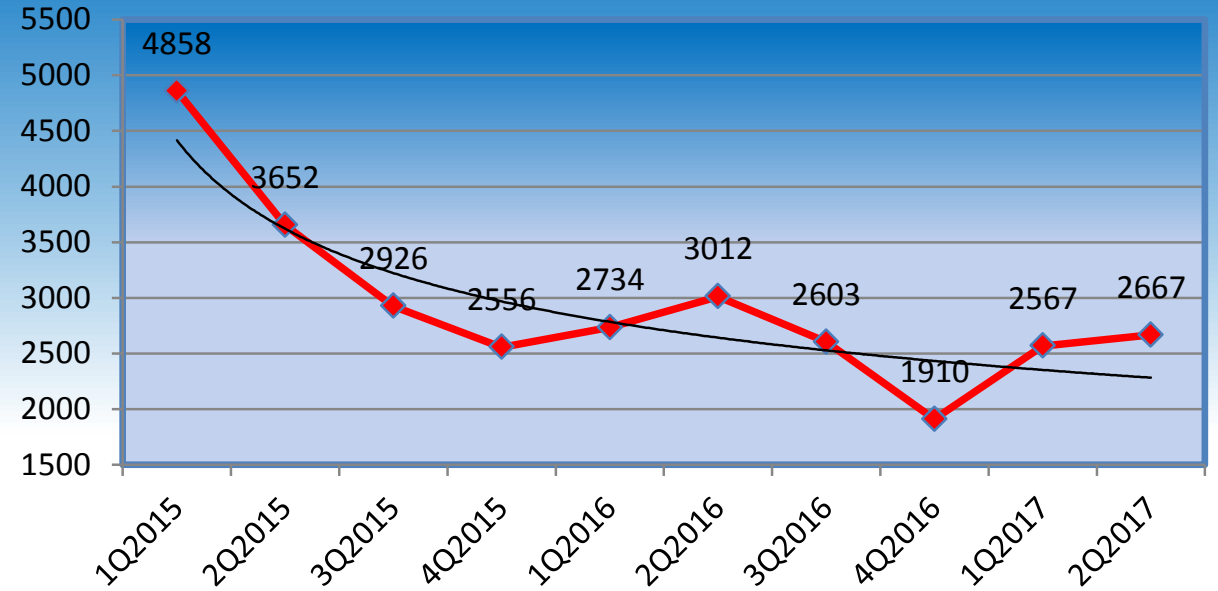
Total Accidents By Quarter (Reports) 2015 and 2017YTD



Total Accidents By Quarter (Reports) 2015 and 2017YTD



Lakewood Police Department Total Traffic Stops 2015-2017YTD



Analysis

- 1709300093- Early April 2nd, an infant child was found lying in the front yard of a house on John Dower. Parents were eventually found and CPS took custody of the child.
- 1712201122- Drive by shooting in the vicinity of the HammerTime Bar & Grill (8900 block S Tacoma Way) resulted in the death of the person who initiated the drive by. The original target was taken into custody and released.
- 1713700021 – Vehicular homicide when intoxicated soldier crashed into a power pole on 108th and Douglas Dr. Driver originally fled leaving his dying friend in the passenger seat. Driver/suspect was found and arrested after resisting arrest.
- 1718100781 – Felony elude and vehicular assault when Traffic Officer attempted to stop a car for speeding. The suspect vehicle fled, striking a number of citizens' vehicles before rolling over and ejecting the driver (suspect). Suspect attempted to run but was apprehended.
- Violent Crime numbers are up for 2Q17 driven mostly by May 2017 aggravated and simple assault numbers and a continuance of the gun violence that seems to have leaked over from Tacoma all this year. YTD violent crime numbers are up 8% with three homicides total (up from 0 in 2016).
- Property crime is slightly up YTD despite burglary numbers being down 8%. Both vandalism and motor vehicle thefts have gone up (30% and 22% respectively). Vehicle prowls continue to be a problem with less of the daytime, parking lot type prowls and more of the late night/early morning apartment parking lot prowls.
- Apartments have noted some newer, small type apartments topping the charts of Serious CFS. The top four (by index) have between six and nine units each. Little communities like The Village at Seeley Lake have a proportionate (or less) amount of crime.
- Bars and motels have been relatively quiet in Lakewood. The Golden Lion was torn down and the Colonial Motel has recently burned. The five names that top the shrinking list of motels/hotels for Serious CFS are five of the older, usual locations for prostitution, narcotics and domestic violence crime.

Notable incidents

- Investigations
- Patrol
- CSRT
- Traffic
- Arron
- Thomas Law suit
- Phlebotomy numbers

