


Lakewood Police Department Quarterly Crime Report



- [NIBRS Incidents for 2Q17 by District](#)
- [3Q17 Motels, Apartment, MHP and Bar Charts](#)
- [2015-2017 Comparison Charts](#)
- [Gang Arrests](#)
- [Call For Service Analysis by Individual District](#)
- [3Q2017 Significant Event Synopsis](#)



3rd Quarter 2017



Lakewood Police Department

3rd Quarter 2017 Calls For Service: 17,256 (2Q -16,513)

Lakewood PD Arrests (Felony):126 (2Q -169)

Lakewood PD Arrests (Gross Misdemeanor): 4 (2Q- 3)

Lakewood PD Arrests (Misdemeanor): 257 (2Q – 262)

Warrant Arrests: 146 (2Q – 158)

3rd Quarter 2017





City of Lakewood

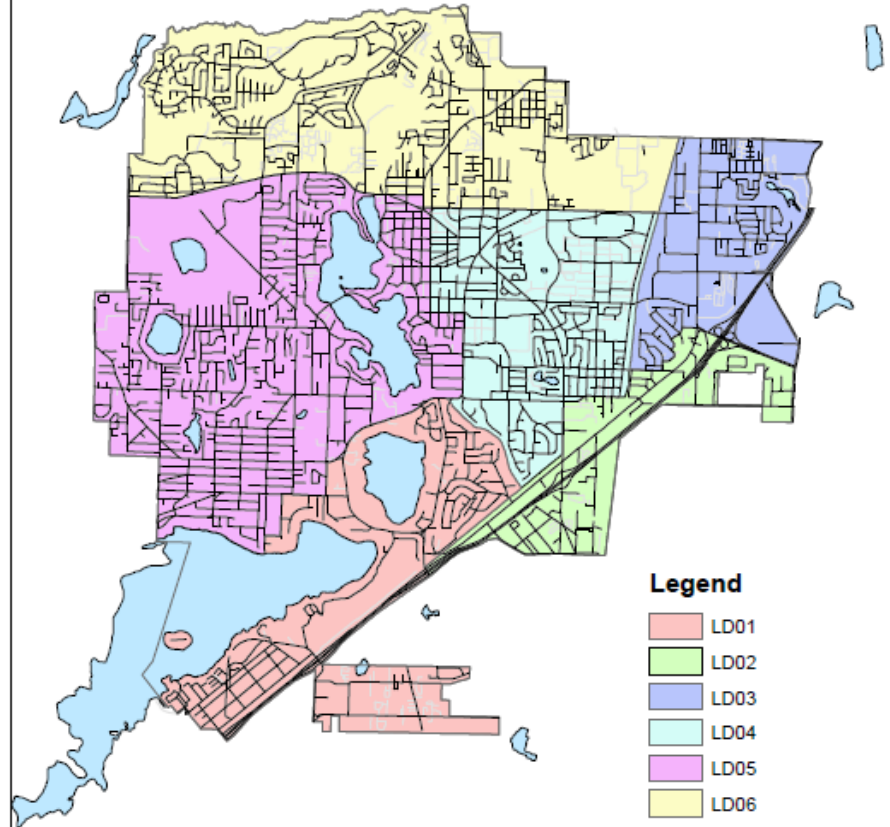


District Map

This product was prepared with care by the Lakewood Police Department Crime Analyst Unit.
City of Lakewood expressly disclaims
any liability for any inaccuracies which may yet be present. This is not a survey.
Call 353-430-0224 for further information.

15 July 2016

\\CIU\CrimAnalyst\Working Folder\GIS Work\Douglas\Map\4020100\lakon11117_000.mxd




Legend


- LD01
- LD02
- LD03
- LD04
- LD05
- LD06



City of Lakewood Incident Report 3Q 2017

	3rd Quarter 2017										
	3rd Quarter 2017							City		Percent Change	
	LD01	LD02	LD03	LD04	LD05	LD06	Outside	3Q2016	3Q2017	1Q2016-2017	
Person Crimes											
Aggravated Assault	13	12	7	18	4	8	0	121	62	-48.76%	
Simple Assault	43	43	25	43	27	65	2	282	248	-12.06%	
Homicide	0	0	0	0	0	0	0	0	0	0.00%	
Kidnapping	0	2	2	1	1	1	0	5	7	40.00%	
Sex (Forcible)	1	3	0	2	1	5	0	18	12	-33.33%	
Sex (NonForcible)	2	2	0	8	1	4	0	32	17	-46.88%	
Totals and Averages	59	62	34	72	34	83	2	458	346	-24.45%	
Property Crimes											
Arson	0	1	0	1	0	2	0	2	4	0.00%	
Bribery	0	0	0	0	0	0	0	0	0	0.00%	
Burglary	20	20	13	36	24	22	0	164	135	-17.68%	
Counterfeiting	2	2	4	7	0	3	0	46	18	-60.87%	
Vandalism	38	24	21	52	26	53	0	222	214	-3.60%	
Embezzlement	0	0	0	0	0	0	0	0	0	0.00%	
Extortion	0	0	0	1	0	1	0	0	2	200.00%	
Fraud	5	5	7	19	6	15	0	79	57	-27.85%	
Larceny	45	55	36	172	35	97	1	550	441	-19.82%	
Motor Vehicle Theft	7	15	15	25	8	10	3	112	83	-25.89%	
Robbery	2	3	1	9	1	9	0	22	25	13.64%	
Stolen Property	0	0	0	0	0		0	0	0	0.00%	
Totals and Averages	119	125	97	322	100	212	4	1197	979	-18.21%	
Society Crimes											
Drug	14	18	16	33	5	3	6	106	95	-10.38%	
Pornography	0	0	0	0	1	0	0	1	1	100.00%	
Prostitution	0	1	2	6	0	0	1	11	10	-9.09%	
Weapon Law Violations	0	6	4	5	2	1	0	35	18	-48.57%	
Totals and Averages	14	25	22	44	8	4	5	153	122	-20.26%	
Grand Totals and Averages	192	212	153	438	142	299	11	1808	1447	-19.97%	

City of Lakewood Incident Report 3Q 2017 (Without Society Crime)

	2nd Quarter 2017 (without Society Crime)										
							City		Percent Change		
	LD01	LD02	LD03	LD04	LD05	LD06	Outside	1Q2016	1Q2017	1Q2016-2017	
Person Crimes											
Aggravated Assault	13	12	7	18	4	8	0	121	62	-48.76%	
Simple Assault	43	43	25	43	27	65	2	282	248	-12.06%	
Homicide	0	0	0	0	0	0	0	0	0	0.00%	
Kidnapping	0	2	2	1	1	1	0	5	7	40.00%	
Sex (Forcible)	1	3	0	2	1	5	0	18	12	-33.33%	
Sex (NonForcible)	2	2	0	8	1	4	0	32	17	-46.88%	
Totals and Averages	59	62	34	72	34	83	2	458	346	-24.45%	
Property Crimes											
Arson	0	1	0	1	0	2	0	2	4	0.00%	
Bribery	0	0	0	0	0	0	0	0	0	0.00%	
Burglary	20	20	13	36	24	22	0	164	135	-17.68%	
Counterfeiting	2	2	4	7	0	3	0	46	18	-60.87%	
Vandalism	38	24	21	52	26	53	0	222	214	-3.60%	
Embezzlement	0	0	0	0	0	0	0	0	0	0.00%	
Extortion	0	0	0	1	0	1	0	0	2	200.00%	
Fraud	5	5	7	19	6	15	0	79	57	-27.85%	
Larceny	45	55	36	172	35	97	1	550	441	-19.82%	
Motor Vehicle Theft	7	15	15	25	8	10	3	112	83	-25.89%	
Robbery	2	3	1	9	1	9	0	22	25	13.64%	
Stolen Property	0	0	0	0	0		0	0	0	0.00%	
Totals and Averages	119	125	97	322	100	212	4	1197	979	-18.21%	
Grand Totals and Averages	178	187	131	394	134	295	6	1655	1325	-19.94%	

Lakewood Motel Report 3Q 2017

(By Incidents per Unit)

Motel Name	Total CFS 3Q17	No. of Units	CFS/Units 3Q17	District
LA CASA	18	20	0.90	LD02
LAKWOOD INN	33	45	0.73	LD03
MADIGAN	17	25	0.68	LD02
BILTMORE	10	29	0.34	LD02
WESTERN INN	35	103	0.34	LD03

Motel Name	Serious CFS 3Q17	No. of Units	CFS/Units 3Q17	District
LAKWOOD INN	6	45	0.13	LD03
MADIGAN	2	25	0.08	LD02
HOME	1	26	0.04	LD02
WESTERN INN	4	103	0.04	LD03
BILTMORE	1	29	0.03	LD02

Lakewood Apartment Report 3Q 2017

(By Incident per Unit)

Top Ten Apartments Total Calls For Service 3rdQtr 2017	No. of Units	2Q17 CFS	CFS/Unit 2Q17	3Q17 CFS	CFS/Units 3Q17	District
CASCADES COURT APTS/LOCHBURN VILLA	18	19	1.06	24	1.33	LD06
GREENWOOD II APTS	16	9	0.56	24	1.50	LD02
KELLY PLACE APTS	5	31	6.20	19	3.80	LD05
KENMAR APTS	10	3	0.30	14	1.40	LD04
LONE TREE APTS	14	16	1.14	17	1.21	LD04
PARADISE APTS	9	30	3.33	35	3.89	LD01
REDWOOD APTS	8	17	2.13	26	3.25	LD01
SHANONN COURT APTS	5	4	0.80	6	1.20	LD04
WASHINGTON AVE APTS	12	13	1.08	15	1.25	LD01
WESTWOOD PARK APTS	15	37	2.47	26	1.73	LD02

Top Ten Apartments Serious Calls For Service 3rdQtr 2017	No. of Units	2Q17 SCFS	SCFS/Unit 2Q17	3Q17 SCFS	SCFS/Units 3Q17	District
KING APTS	6	2	0.33	2	0.33	LD01
PARADISE APTS	9	4	0.44	3	0.33	LD01
COPPERSTONE APTS (GIANT FIRS)	8	0	0.00	2	0.25	LD06
SUNSHINE APTS	8	1	0.13	2	0.25	LD03
WASHINGTON AVE APTS	12	2	0.17	3	0.25	LD01
CASCADES APTS	14	3	0.21	3	0.21	LD04
LONE TREE APTS	14	0	0.00	3	0.21	LD04
KELLY PLACE APTS	5	0	0.00	1	0.20	LD05
EVERGREEN RIDGE APTS	16	3	0.19	3	0.19	LD02
CASCADES COURT APTS/LOCHBURN VILLA	18	1	0.06	3	0.17	LD06

Lakewood Mobile Home Parks 3Q 2017

(By Incident per Unit)

Top Ten Mobile Home Park Total Calls For Service 3rd Qtr 2017	CFS	No. of Units	CFS/Units	District
LONESTAR DOWNS COURT MHP	14	5	2.80	LD01
F & T TRAILER COURT	17	12	1.42	LD01
MERRITT MHP	7	5	1.40	LD01
WAGONS WEST MHP	10	10	1.00	LD01
KARWAN VILLAGE MHP	44	46	0.96	LD03
WASHINGTON PARK RENTALS MHP	9	13	0.69	LD01
RANCHO VILLA MHP	33	55	0.60	LD04
JAMESTOWN ESTATES MHP	23	44	0.52	LD01
OAKNOLL TRAILER PARK	16	37	0.43	LD02
TERRACE TRAILERS MHP	6	15	0.40	LD01

Top Ten Mobile Home Park Serious Calls For Service 3rd Qtr 2017	SCFS	No. of Units	CFS/Units	District
F & T TRAILER COURT	3	12	0.25	LD01
TERRACE TRAILERS MHP	3	15	0.20	LD01
RANCHO VILLA MHP	5	55	0.09	LD04
KARWAN VILLAGE MHP	4	46	0.09	LD03
WASHINGTON PARK RENTALS MHP	1	13	0.08	LD01
TILlicUM MANOR MHP	2	27	0.07	LD02
JAMESTOWN ESTATES MHP	2	44	0.05	LD01
MEADOW PARK TRAILER COURT	1	23	0.04	LD06
NORTHWEST MOBILE HOME PARK	2	51	0.04	LD02
WOODBROOK MHP	1	43	0.02	LD01

Lakewood Bar Report 3Q 2017

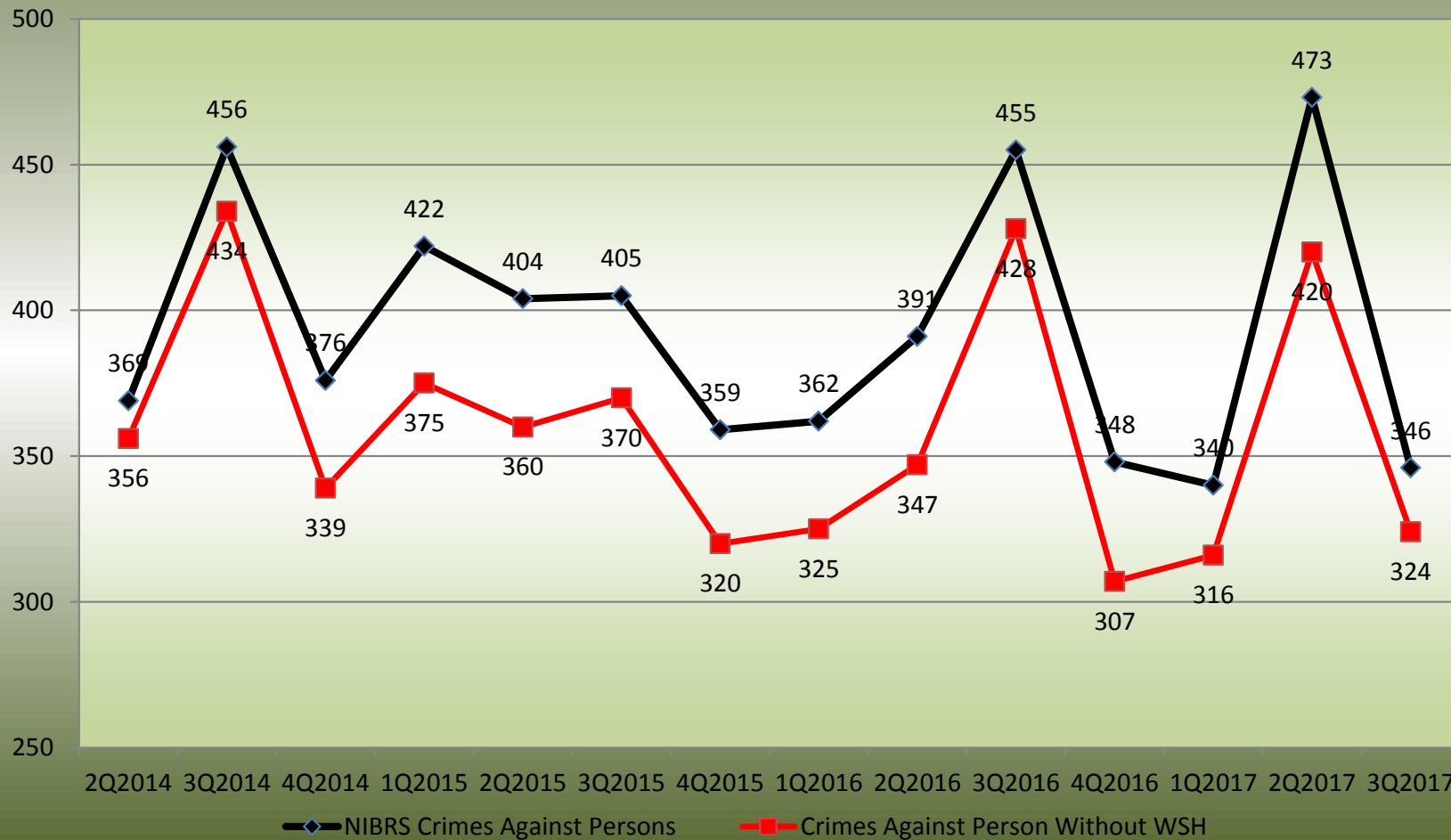
(By Incident per Unit)

Bar Name	4th Qtr	1st Qtr	2nd Qtr	3rd Qtr	2016/17 Total CFS
	2016 CFS	2017 CFS	2017 CFS	2017 CFS	
Great American Casino	16	4	9	16	45
Champion	1	3	2	12	18
Chips Casino & Palace Casino	7	11	9	11	38
Cheers	11	6	6	10	33
Oaktree Food & Drink	9	11	7	9	36
Black Angus	7	6	2	8	23
Dennys (100th St)	5	8	9	8	30
Galloping Gerties	2	2	2	8	14
Applebee's (Gravelly)	5	3	4	6	18
Bowlero Lanes	3	8	5	6	22

Bar Name	4th Qtr	1st Qtr	2nd Qtr	3rd Qtr	2016/17
	2016 CFS	2017 CFS	2017 CFS	2017 CFS	Serious CFS
Chips Casino & Palace Casino	3	3	0	3	9
Champion	1	1	1	2	5
Applebee's (Gravelly)	1	1	1	1	4
Hammer Time	1	0	3	1	5
BPO Elks Lakewood Lodge	0	0	0	1	1
Dennys (100th St)	0	0	0	1	1
Galloping Gerties	0	0	0	1	1
Rollie's Tavern	0	0	0	1	1

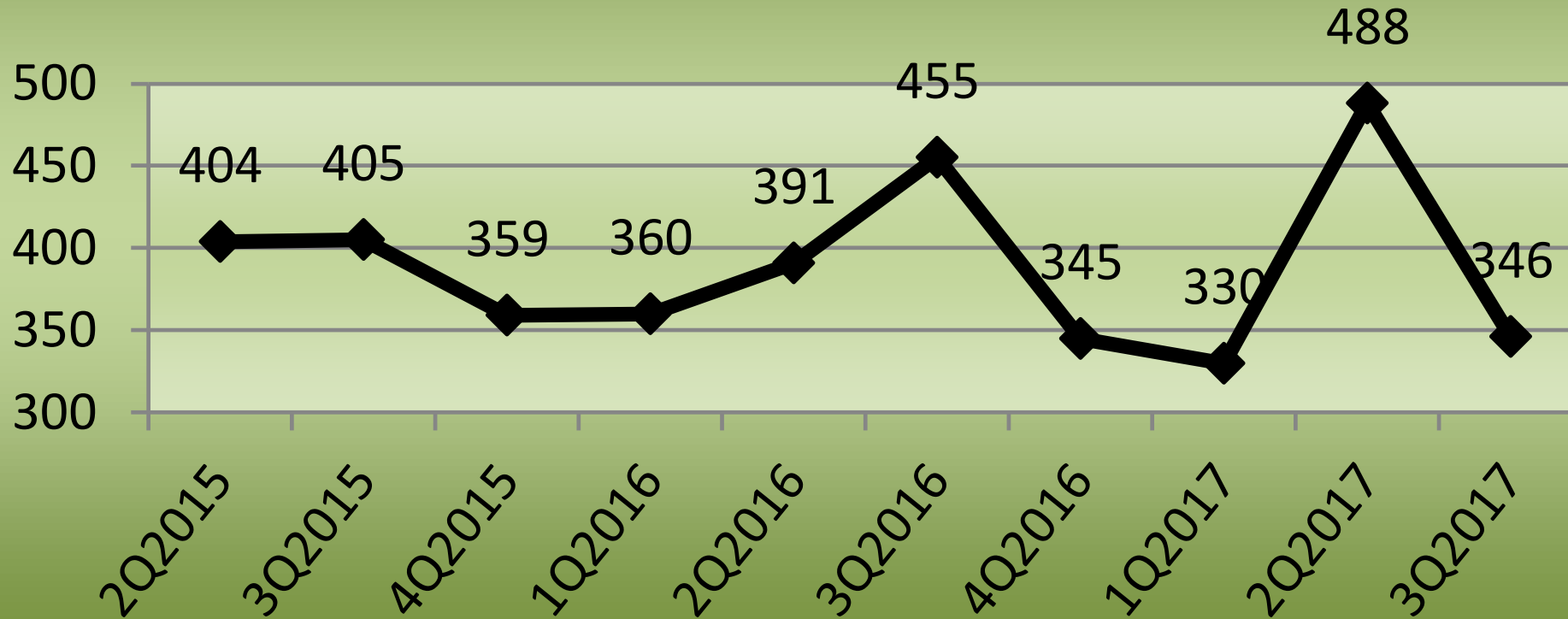
Lakewood Person Crimes Rates

NIBRS Person Crimes By Quarter 2014_2017 (With and Without Western State Hospital)

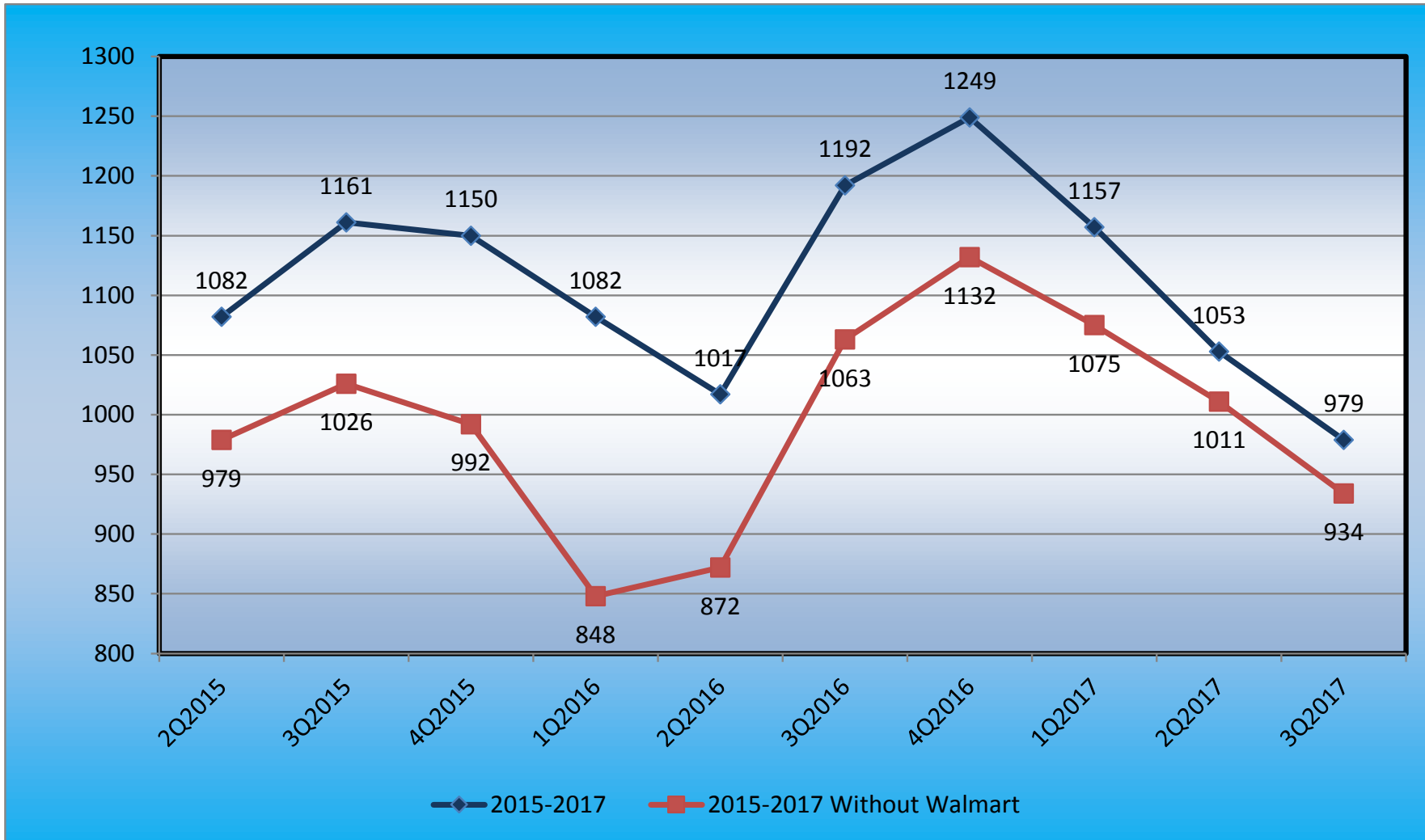


Lakewood Person Crimes Rates

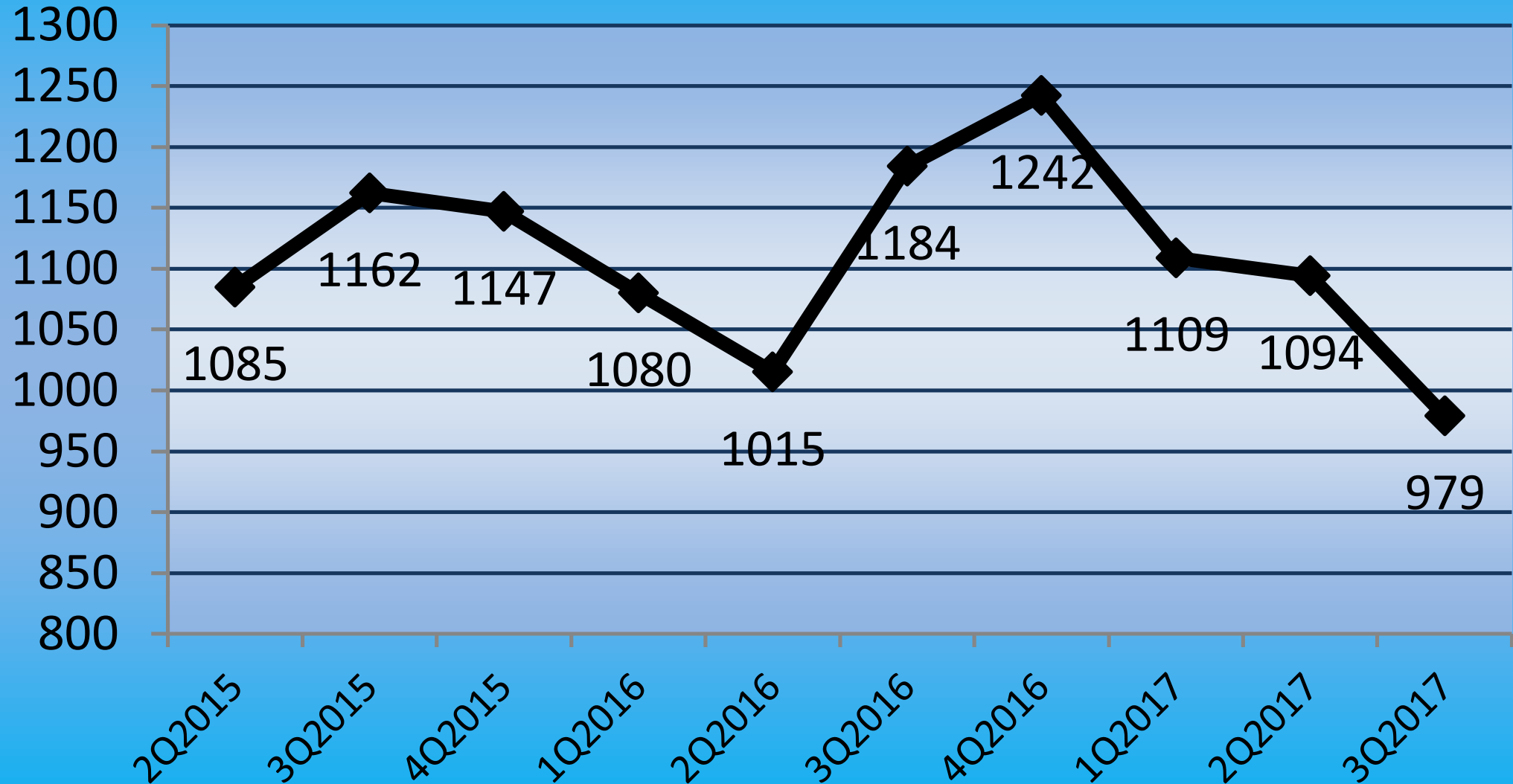
NIBRS Person Crime By Quarter 2015-2017



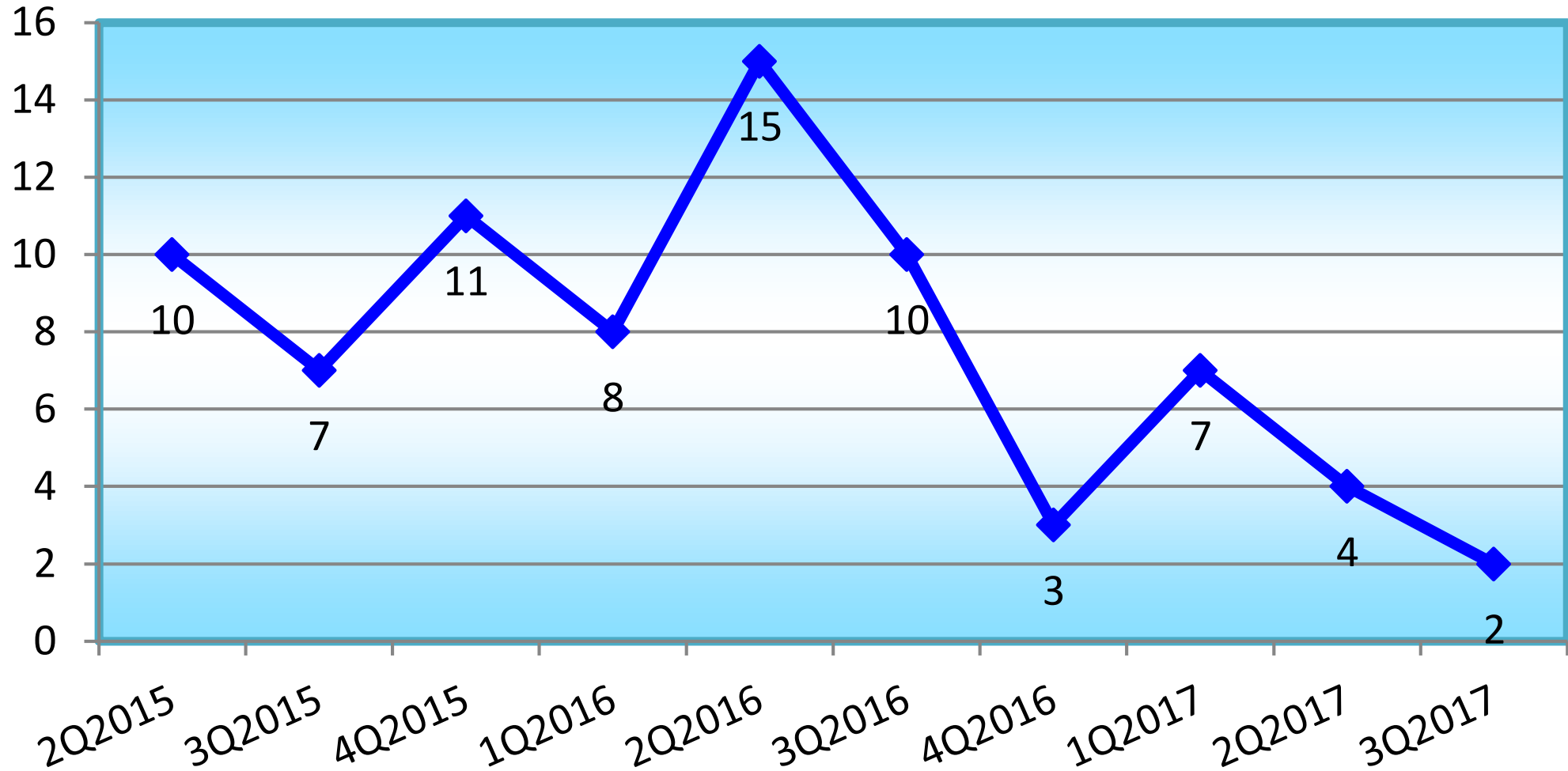
Lakewood Property Crimes (With and Without Walmart) 2015-2017 By Quarter



NIBRS Property Crime By Quarter 2015-2017



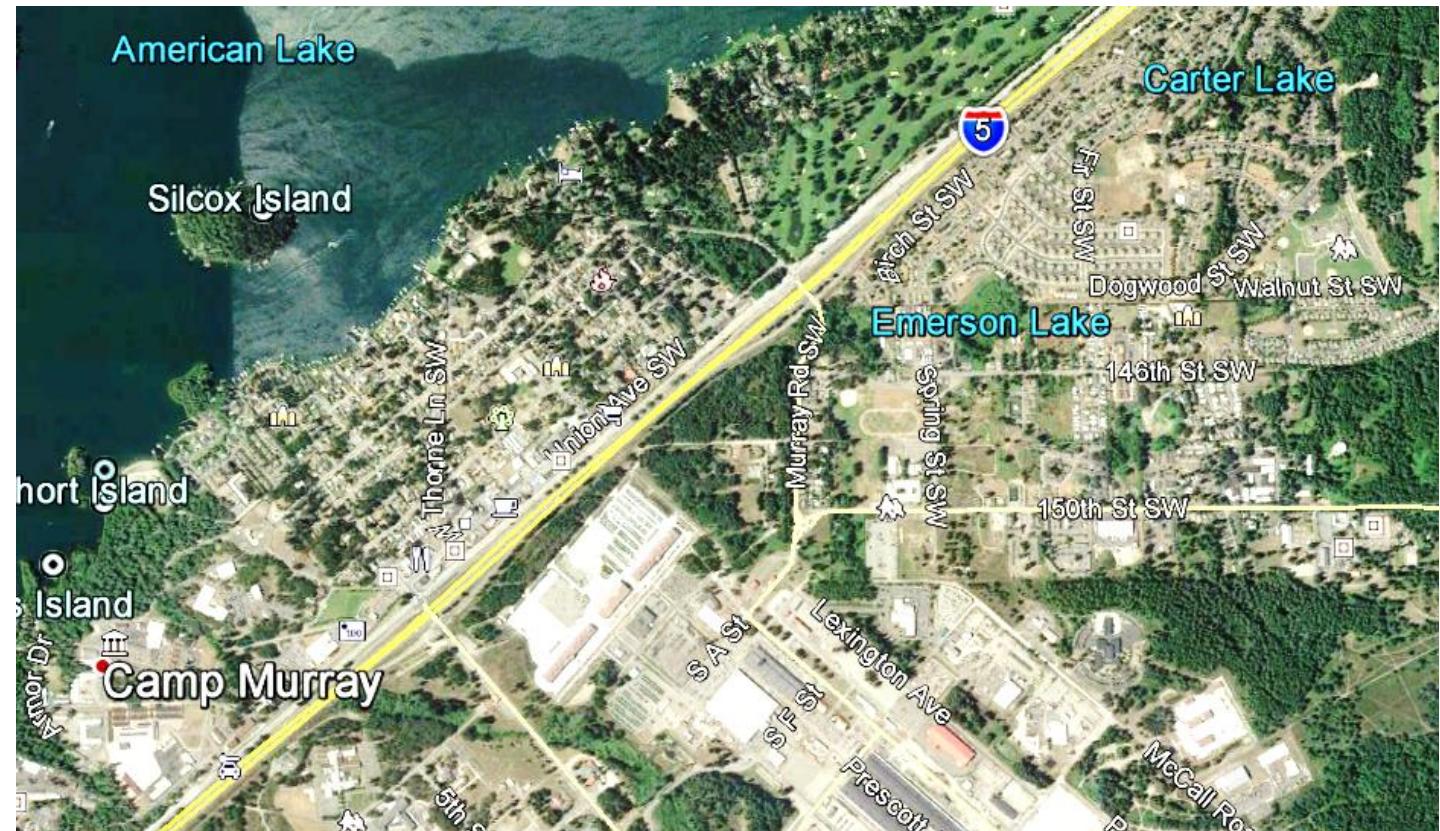
Gang Arrests 2015 Thru 2017 By Quarter



District 1 (LD01) Tillicum-Woodbrook

3rd Quarter 2017 Calls For Service
Total CFS - 2025

Most Common CFS		
T	Traffic	226
SEC	Security Check	180
SUSP	Suspicious Person/Vehicle	169
WEL	Welfare Check	82
DIS	Disturbance	66
Calls of Note		
DVP	Domestic Violence Physical	35
UNWL	Unwanted Loitering	22
NAR	Narcotics	21
DISF	Disturbance - Fight	17
SHOTS	Shots Fired	6
DVW	Domestic Violence With Weapon	4



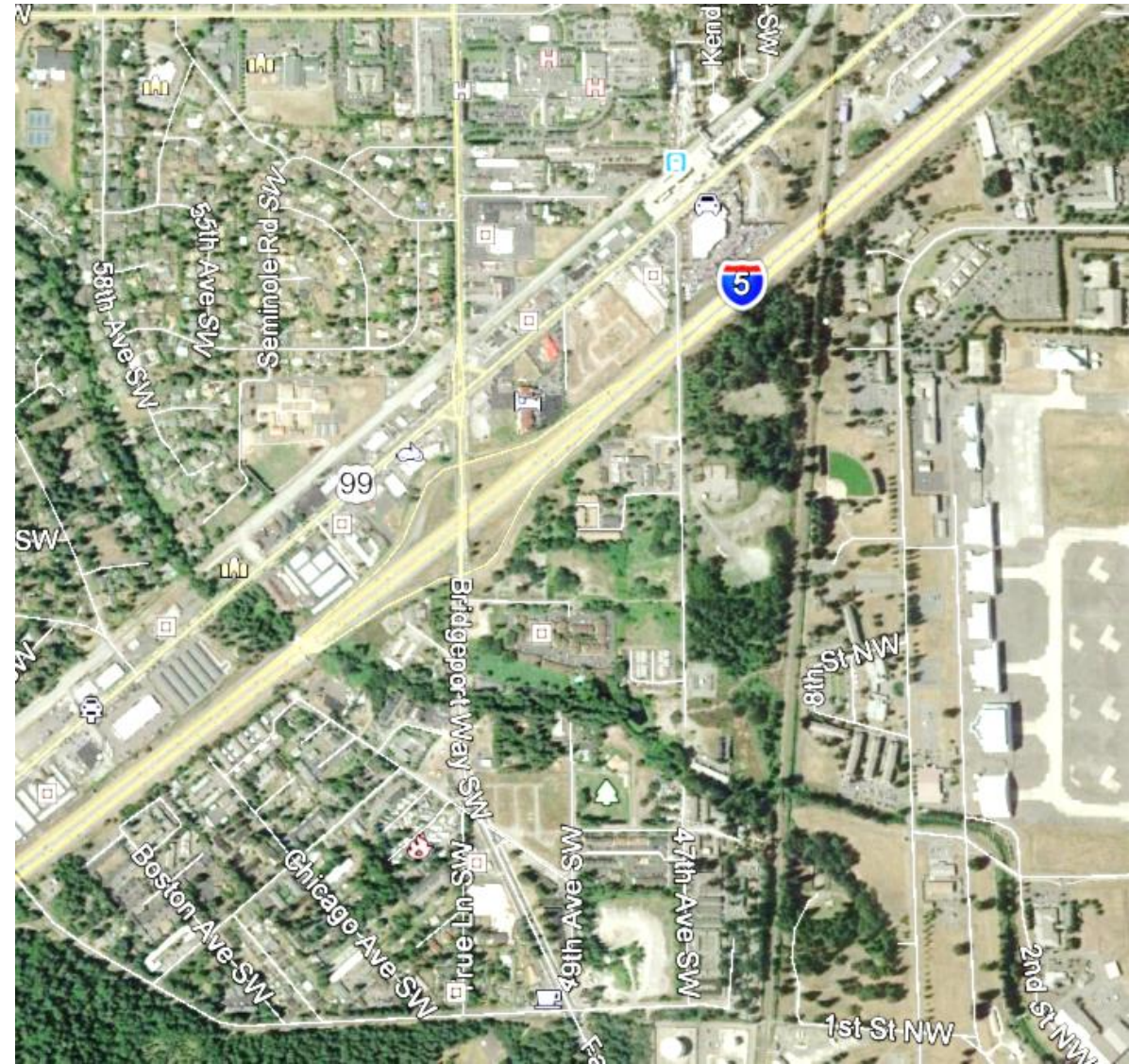
District 2 (LD02) Springbrook-Ponders

3rd Quarter 2017 Calls For Service

Total CFS - 2728

Most Common CFS		
T	Traffic	435
SUSP/SUSV	Suspicious Person or Vehicle)	165
WEL	Welfare Check	149
SS	Subject Stop	115
DVV	Domestic Violence Verbal	102

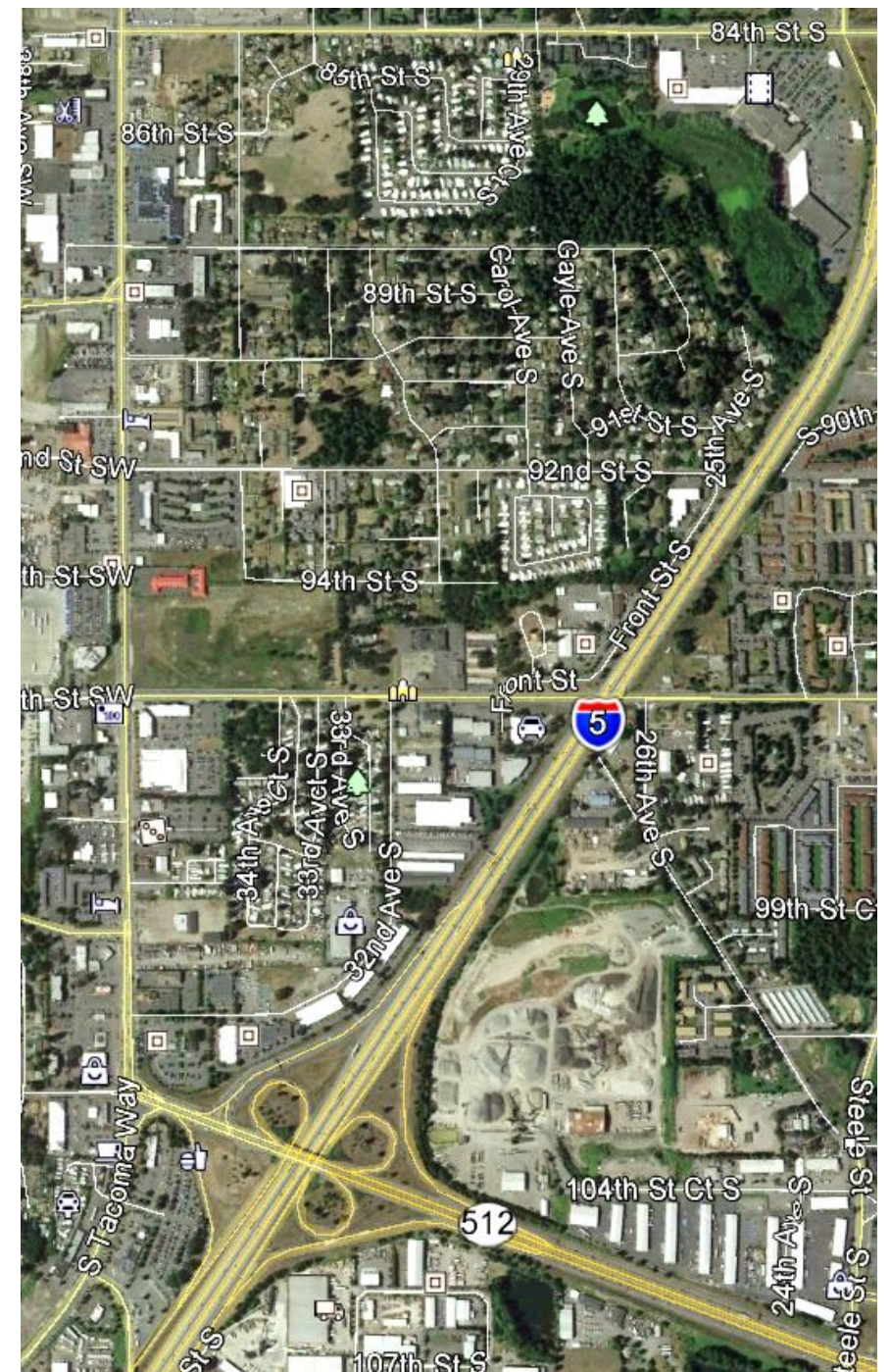
Calls of Note		
MVC	Motor Vehicle Crash	62
DVP	Domestic Violence Physical	40
UNWL	Unwanted Person Loitering	30
MVCI	Motor Vehicle Crash Injury	26
NAR	Narcotics	21
WEAP	Person with Weapon	16
SHOOT	Shooting -Victim	4



District 3 (LD03) Lakeview - S Tacoma Way

3rd Quarter 2017 Calls For Service
Total CFS - 2163

Most Common CFS		
T	Traffic	332
SEC	Security Check	107
WEL	Welfare Check	66
MVC	Motor Vehicle Crash	63
SUSP&SUSV	Suspicious Person/Vehicle	94
Calls of Note		
MVCH	Motor Vehicle Crash (Hit&Run)	30
DISF	Disturbance - Fight	22
UNWL	Unwanted - Loitering	22
NAR	Narcotics	15
ASN	Assault - No Weapon	11
SHOTS	Shots Fired (Heard/Seen)	9
WEAP	Person with Weapon	6

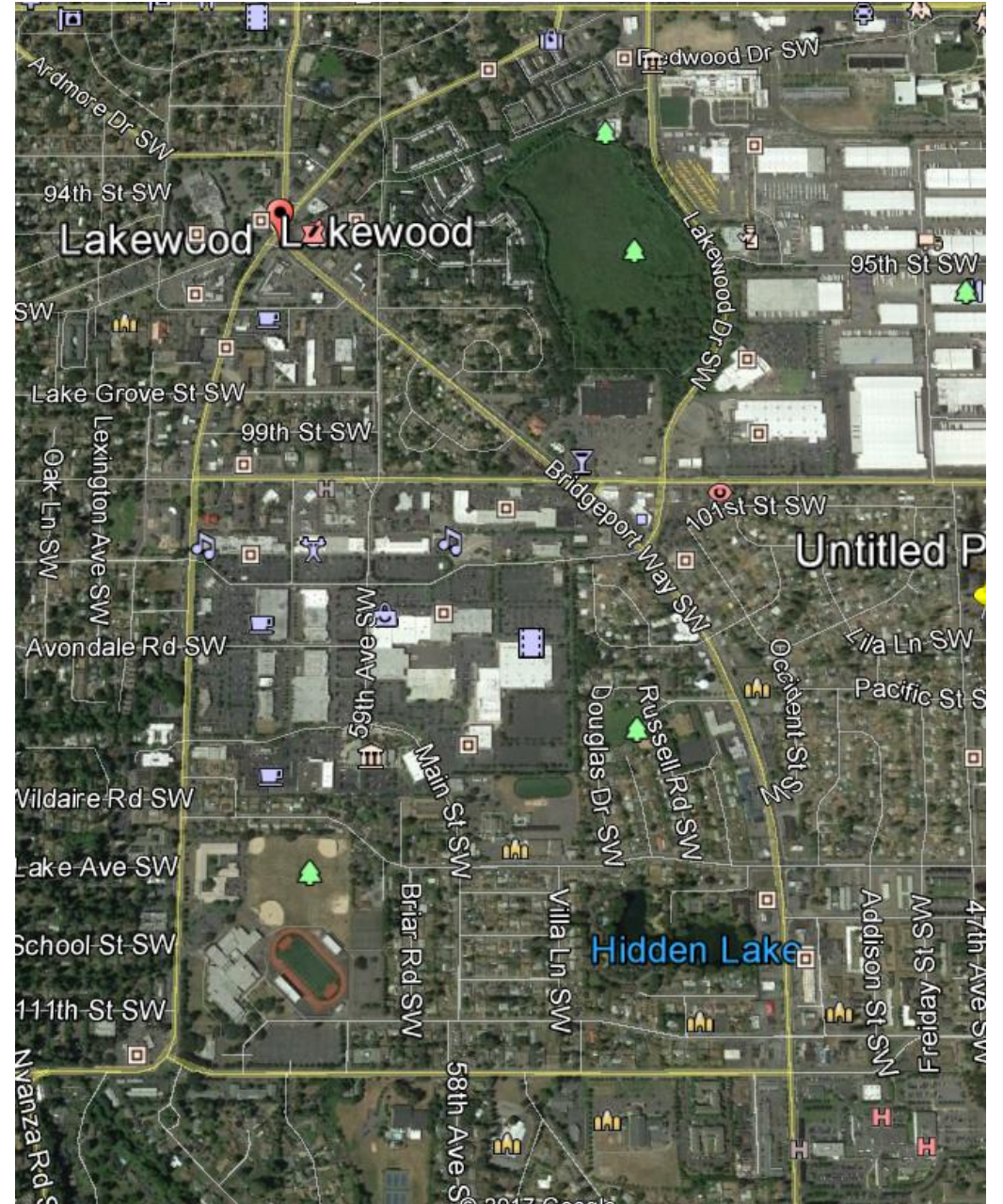


District 4 (LD04)

Lakewood Towne Center

3rd Quarter 2017 Calls For Service
Total CFS - 4952

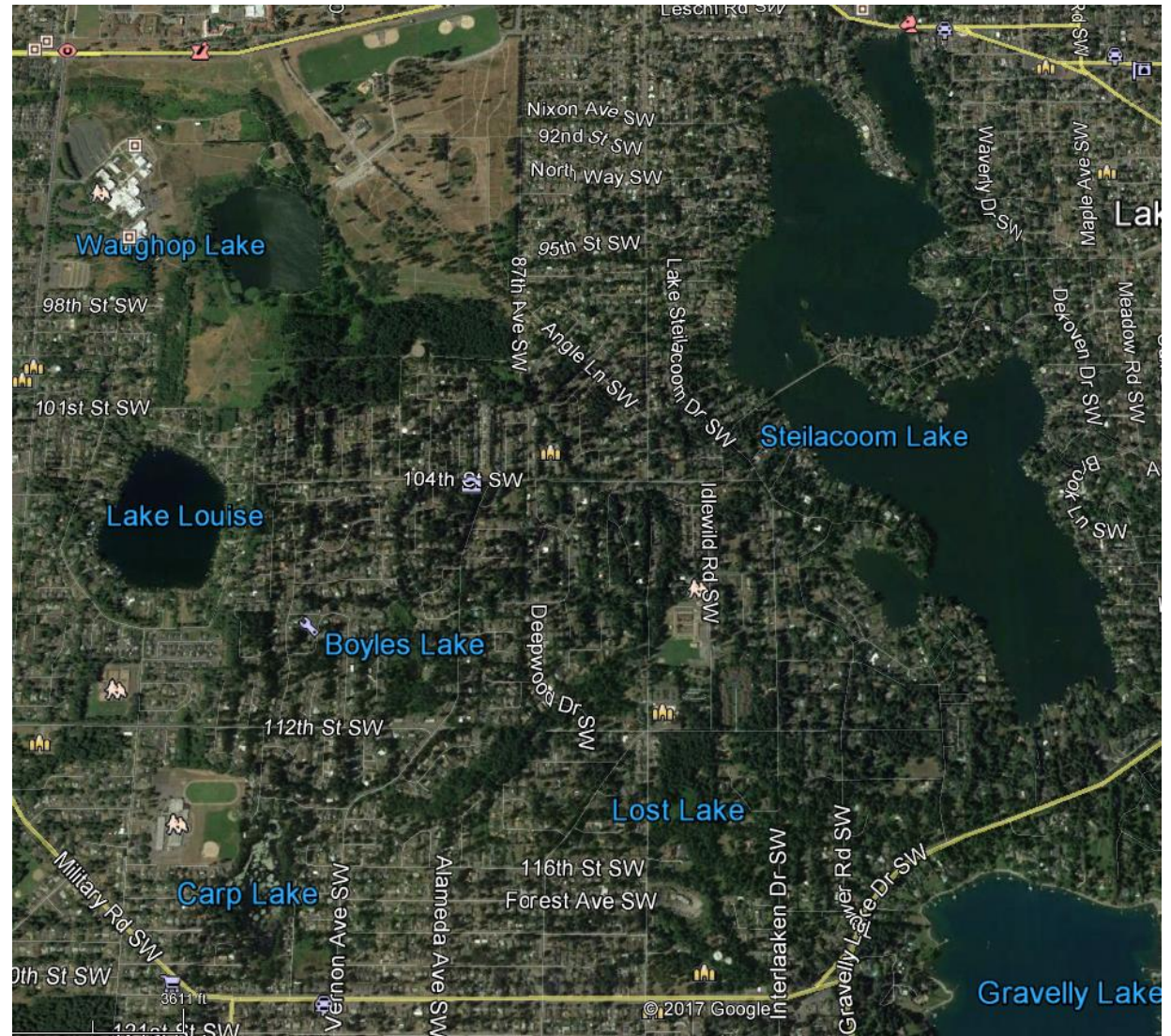
Most Common CFS		
T	Traffic	562
911	Hang-Ups	417
WEL	Welfare Check	228
SUSP/SUSV	Suspicious Person/Vehicle	226
SS	Subject Stop (Pedestrian)	142
Calls of Note		
MVC	Motor Vehicle Crash	97
THES	Theft - Shoplifting	72
DVP	Somestic Violence Physical	59
NAR	Narcotics	36
MVCH	Motor Vehicle Crash Hit&Run	30
DISF	Disturbance - Fight	27
SHOTS	Shots Fired/Heard	18
WEAP	Person With Weapon	7
ROBA	Armed Robbery	5



District 5 (LD05) Lake City

3rd Quarter 2017 Calls For Service
Total CFS - 2483

Most Common CFS		
T	Traffic	372
SEC	Security Check	162
SUSP/SUSV	Suspicious Person/Vehicle	150
WEL	Welfare Check	98
911	Hang-Ups	62
Calls of Note		
DVV	Domestic Violence Verbal	55
DVP	Domestic Violence Physical	27
MVC	Motor Vehicle Crash	26
SHOTS	Shots Fired/Heard	20
MVCI	Motor Vehicle Crash - Injury	14

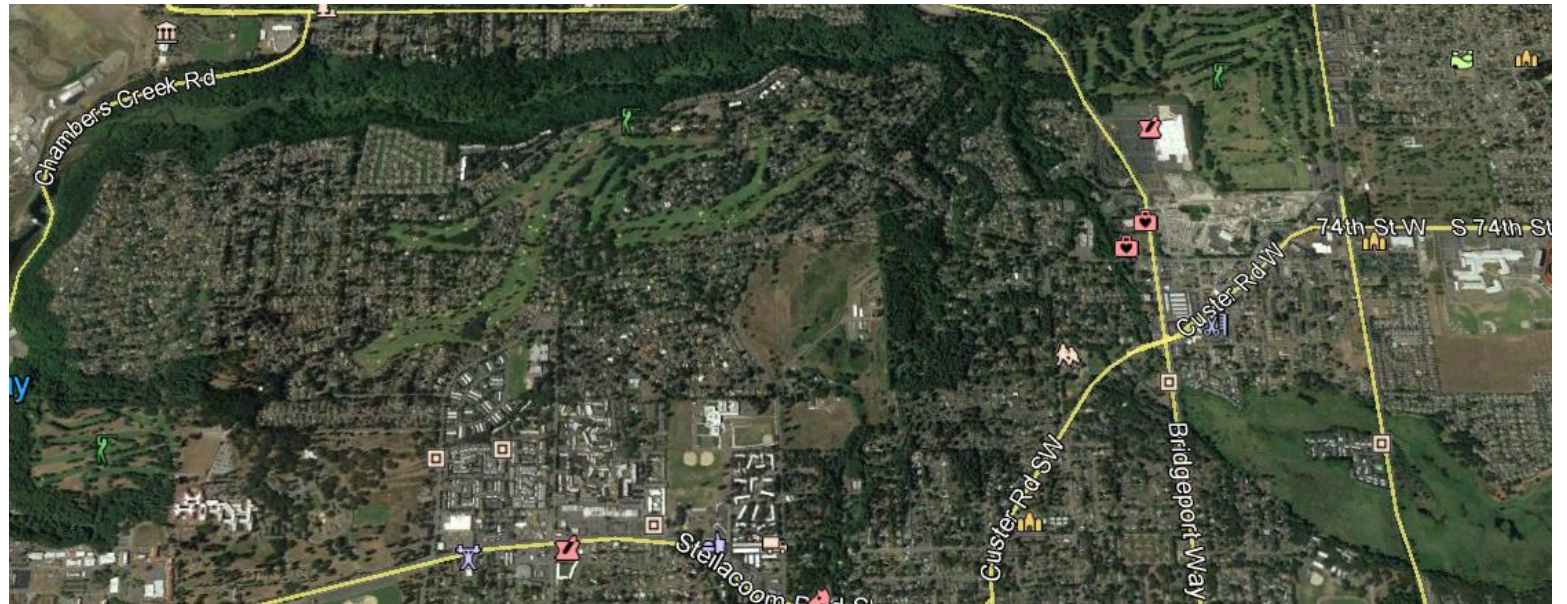


District 6 (LD06) Oakbrook

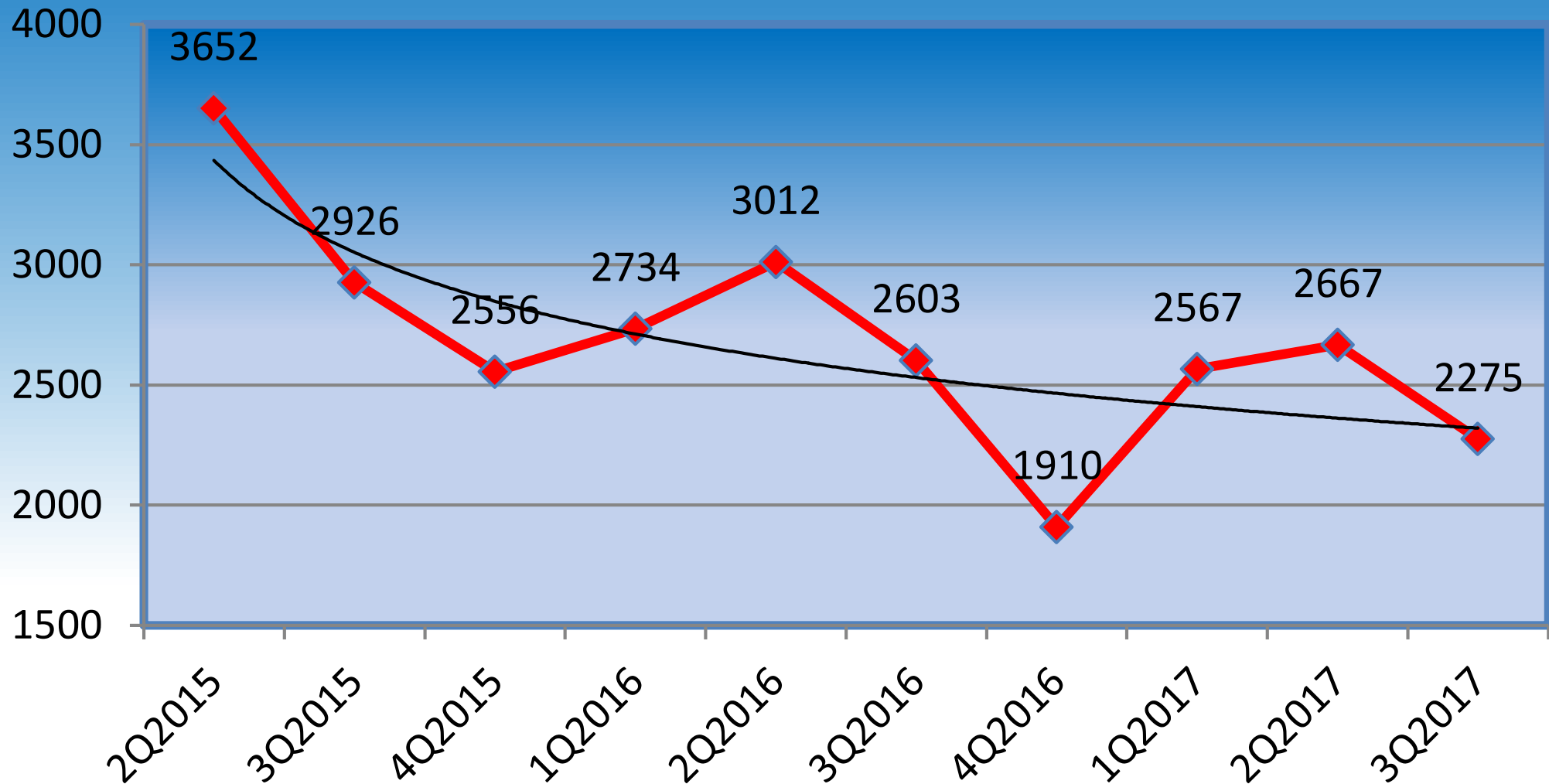
3rd Quarter 2017 Calls For Service
Total CFS - 2647

Most Common CFS		
T	Traffic	288
WEL	Welfare Check	128
DVV	Domestic Violence Verbal	97
911	Hang-Ups	88
DIS	Disturbance	77

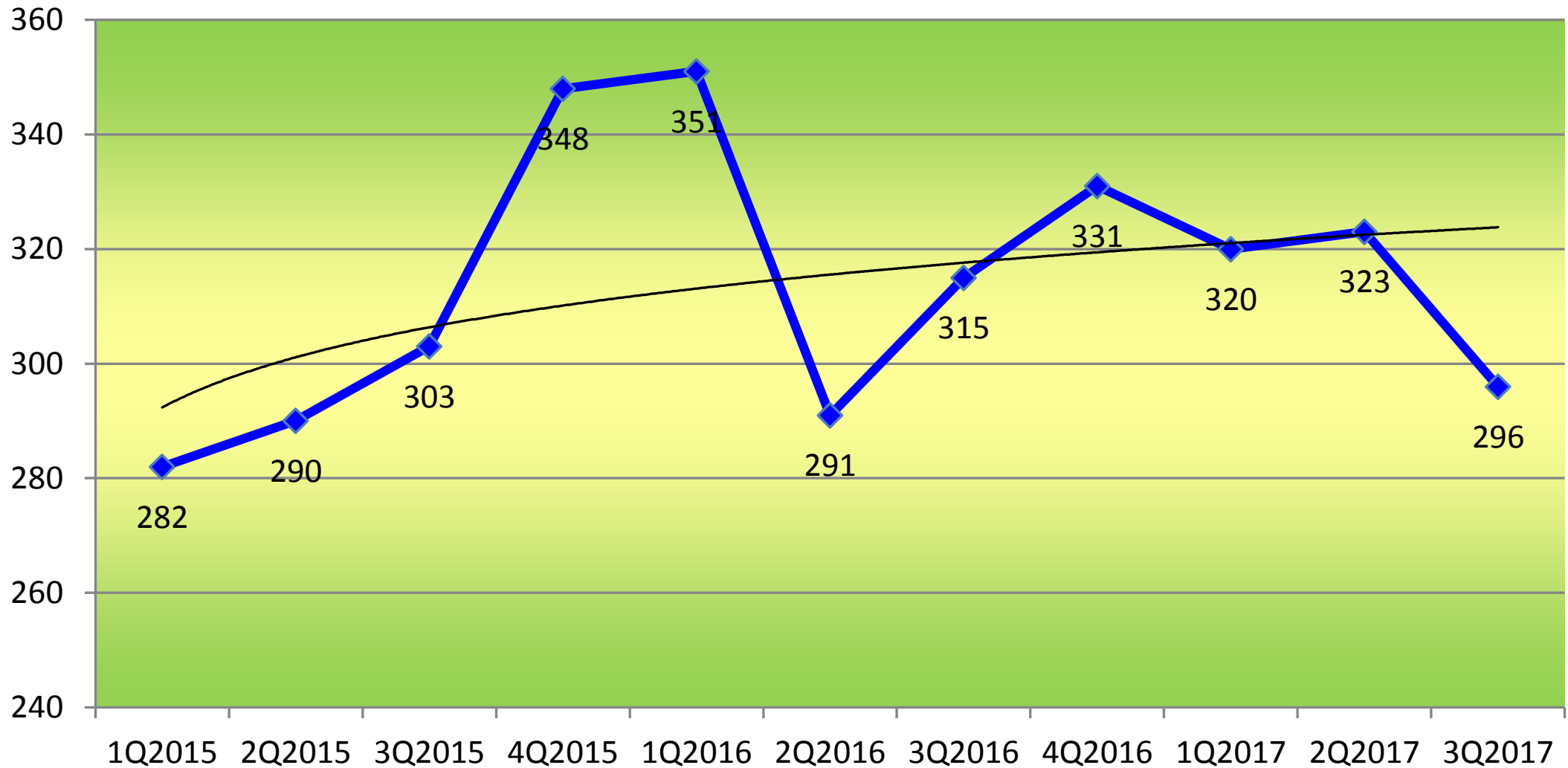
Calls of Note		
DVP	Domestic Violence Physical	59
MVC	Motor Vehicle Crash	53
SUSP/SUSV	Suspicious Person/Vehicle	96
THES	Theft -Shoplift	37
ASN	Assault -No Weapon	35
MVCH	Motor Vehicle Crash Hit&Run	23
SHOTS	Shots Fired/Heard	10
WEAP	Person With Weapon	9



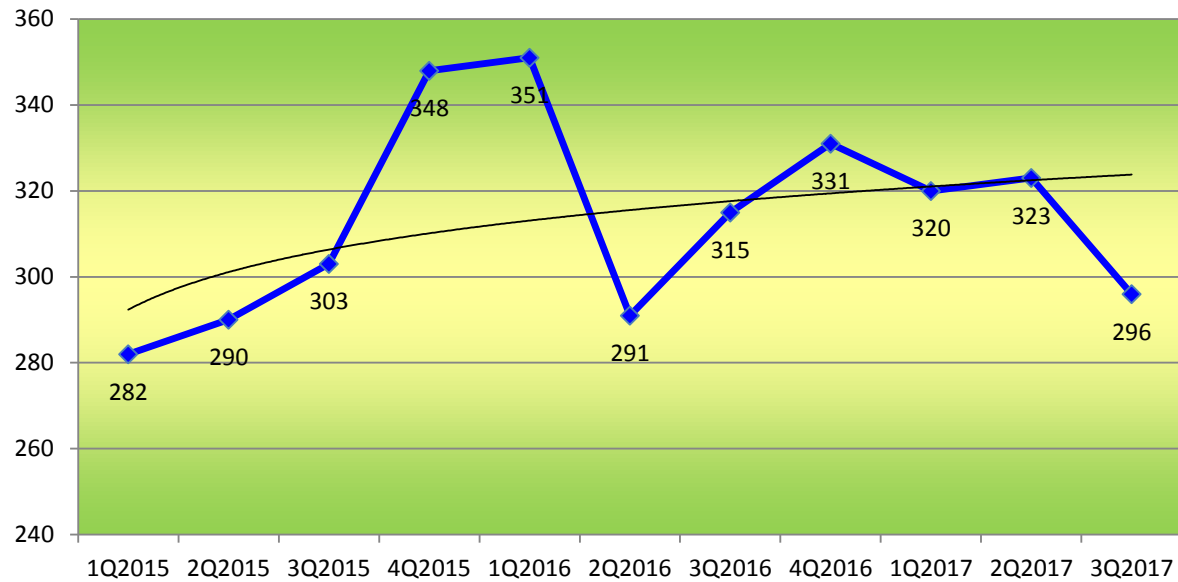
Lakewood Police Department Total Traffic Stops 2015-2017YTD



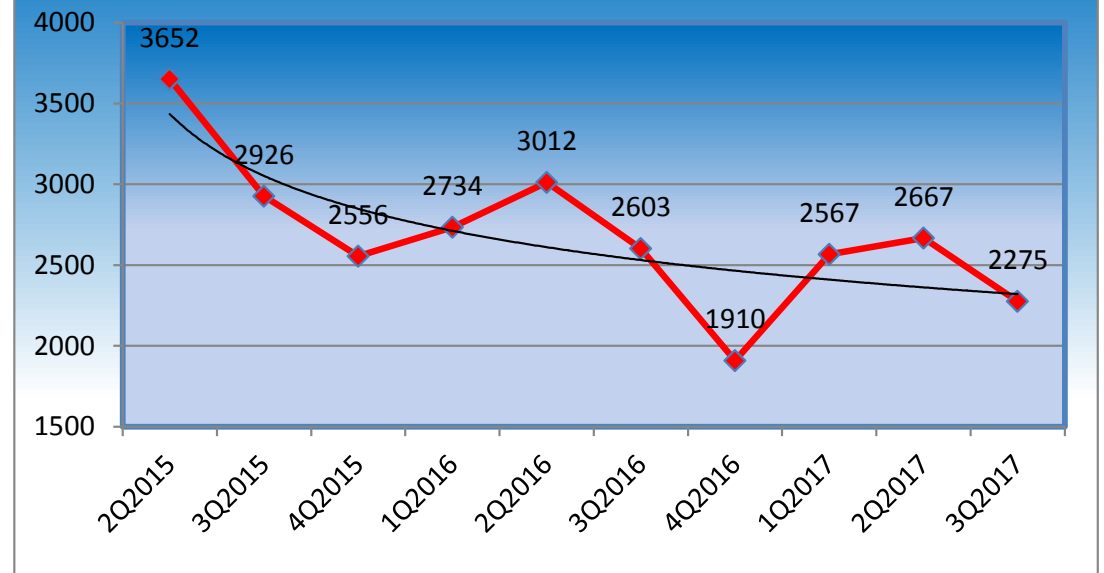
Total Accidents By Quarter (Reports) 2015 and 2017YTD



Total Accidents By Quarter (Reports) 2015 and 2017YTD



Lakewood Police Department Total Traffic Stops 2015-2017YTD



3rd Quarter Analysis

- 1719801672 – Suspect posing as customer, ran out of AAA Loans and Guns with a 9mm automatic pistol. Good prints were obtained and a link to a similar crime in Tacoma was made. Suspect apprehension is pending.
- 1721000943 – Speeding motorcycle eludes Lakewood officer but collides with vehicle at STW and Steilacoom killing the driver and injuring the vehicle he struck.
- 1722902057 – Multiple shots fired at Wards Lake Park following a dispute between Blood and Crip gang members. Suspects fled before officers arrived leaving casings and liquor bottles behind.
- 1724601785 – Lakewood officer, on his way into work, onviewed a domestic violence assault, intervened on the knife wielding suspect, preventing the victim from being stabbed to death.
- 1725900174 – Intoxicated driver crashed his Jeep into one of the fourplex buildings of the Pacific Walk Townhomes somehow escaping injury but rendering all four units uninhabitable.
- Violent Crime numbers are down significantly for 3Q 2017. There were a marked decrease in aggravated assaults (-49%) from 121 (3Q2016) to 62 (3Q2017). NonForcible Sex crimes were likewise down 47%.
- Property crime was also down although not as much as Crimes Against Persons. Overall down 18% from 3Q2016, Larceny seems to be driving those numbers with a decrease of 20% from the same time period in 2016. Motor Vehicle Thefts which had been gradually rising for some time, dipped 26% (112 in 2016 to 83 in 2017)
- Apartment numbers are still being driven by smaller size apartments (5-18 Units) when measured by CFS/Units. Mobile Home Parks show F&T Trailer Court as ahead by index although Rancho Villa and Karwan still lead by Serious Calls For Service with 5 and 4 respectively.
- Bars and motels have been relatively quiet in Lakewood. Chips Casino and Champion's lead by Serious CFS but that said, there were only 11 Serious CFS during the whole 3rd Quarter. Back in 2004-2005, a single bar could have that many. Motels were led by the Lakewood Inn at 9325 S Tacoma Way (6 Serious CFS).

Notable incidents

- Investigations
- Patrol
- CSRT
- Traffic
- Arron
- Thomas Law suit
- Phlebotomy numbers

