


# Lakewood Police Department Quarterly Crime Report



- [NIBRS Incidents for 4Q2017 by District](#)
- [4Q2017 Motels, Apartments, MHP and Bar Charts](#)
- [2015-2017 Comparison Charts](#)
- [Gang Arrests](#)
- [Call For Service Analysis by Individual District](#)
- [4Q2017 Significant Event Synopsis](#)



**4th Quarter 2017**



## Lakewood Police Department

**4th Quarter 2017 Calls For Service: 15,298 (3Q -17,256)**

**Lakewood PD Arrests (Felony):177 (3Q -126)**

**Lakewood PD Arrests (Gross Misdemeanor): 4 (3Q- 4)**

**Lakewood PD Arrests (Misdemeanor): 227 (3Q – 257)**

**Warrant Arrests: 128 (2Q – 146)**

**4th Quarter 2017**



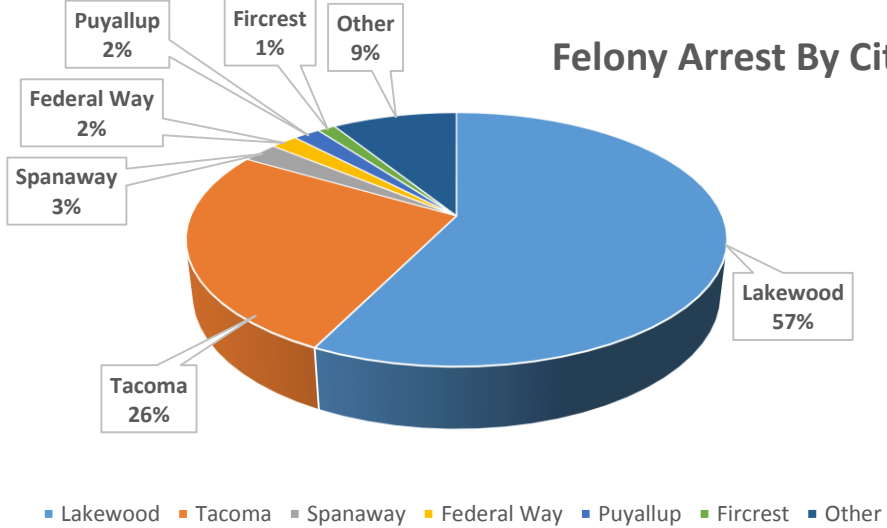


# 4th Quarter Arrests by City of Arrestee

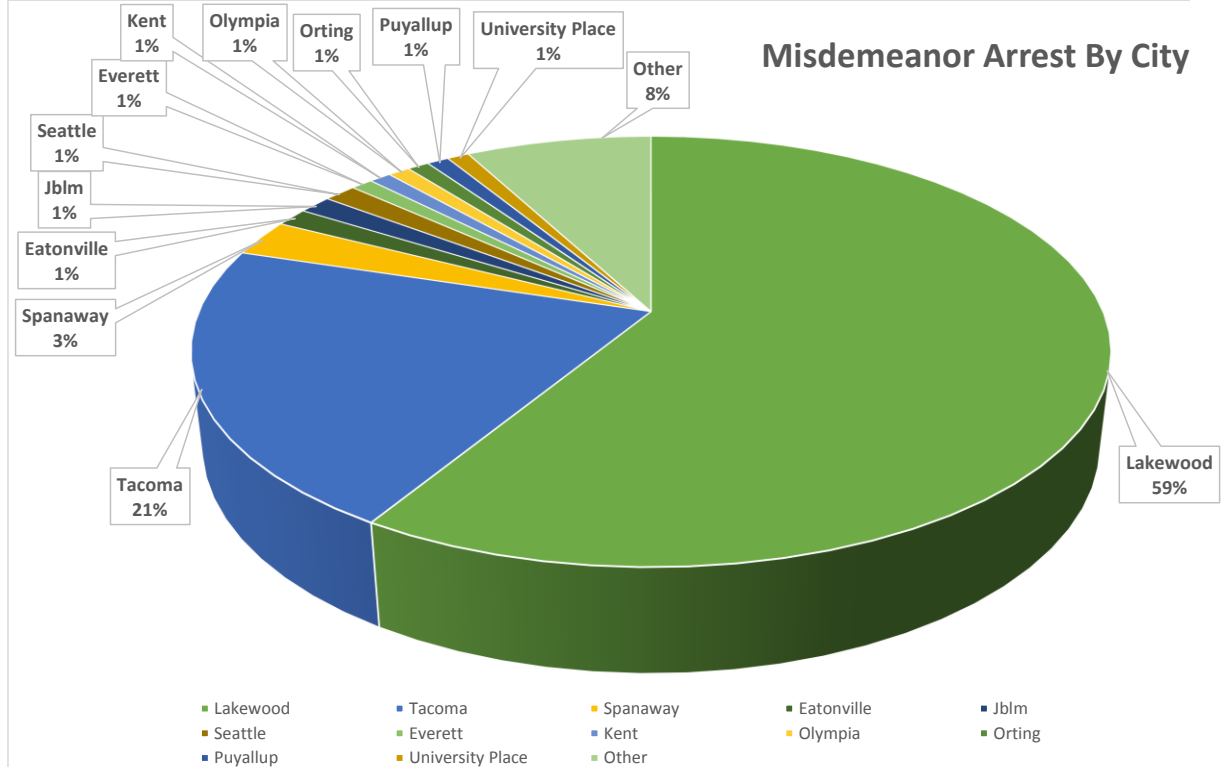
2017



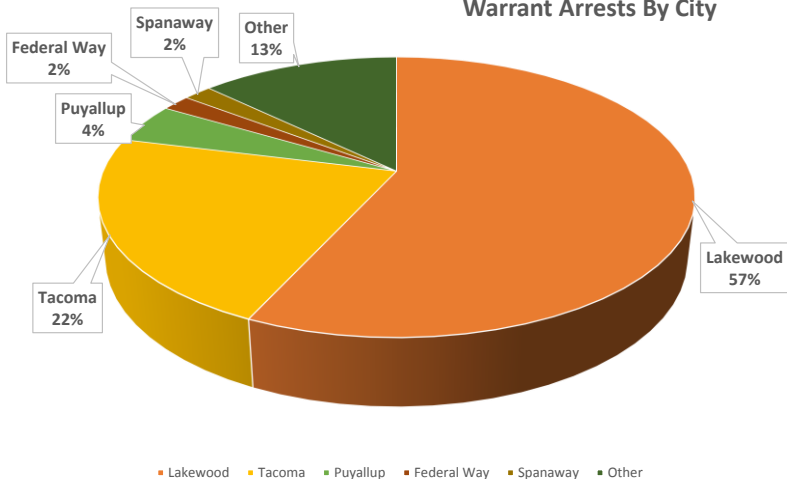
Felony Arrest By City



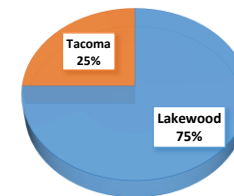
Misdemeanor Arrest By City



Warrant Arrests By City



GROSS MISDEMEANOR ARREST BY CITY





# City of Lakewood

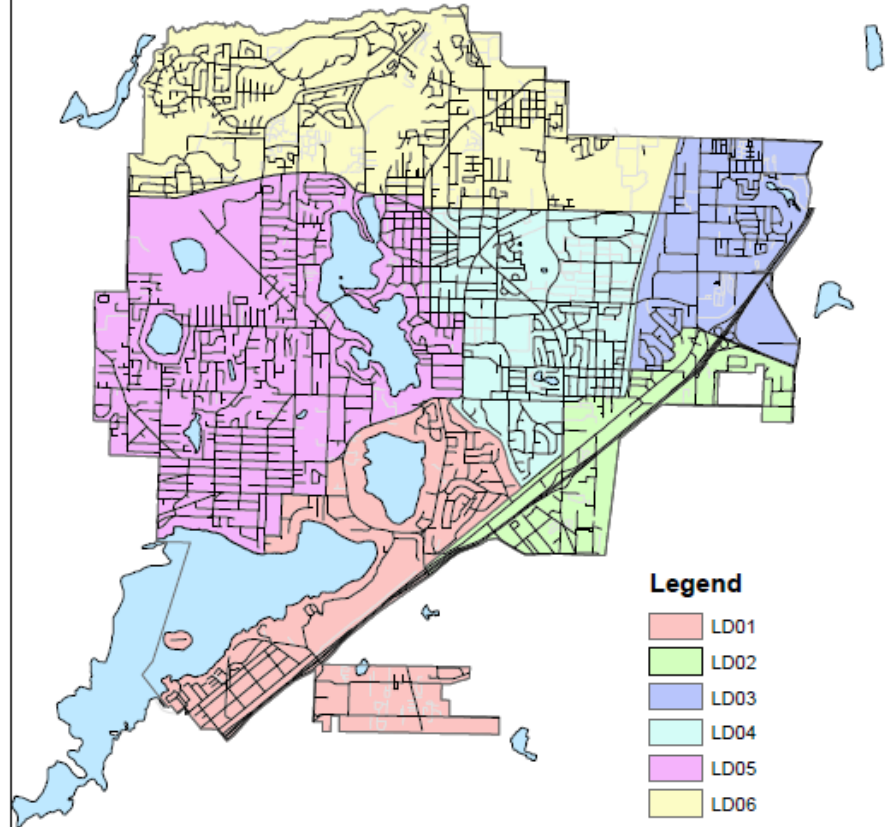


## District Map

This product was prepared with care by the Lakewood Police Department Crime Analyst Unit.  
City of Lakewood expressly disclaims  
any liability for any inaccuracies which may yet be present. This is not a survey.  
Call 353-430-0224 for further information.

15 July 2016

\\CIU\CrimAnalyst\Working Folder\GIS Work\DouglasMap\4020100\lawn11x17\_06u.mxd




### Legend


- LD01
- LD02
- LD03
- LD04
- LD05
- LD06



# City of Lakewood Incident Report 4Q 2017

	4th Quarter 2017									
	4th Quarter 2017							City		Percent Change
	LD01	LD02	LD03	LD04	LD05	LD06	Outside	4Q2016	4Q2017	4Q2016-2017
<b>Person Crimes</b>										
Aggravated Assault	12	15	10	7	3	9	0	70	56	-20.00%
Simple Assault	36	69	25	69	31	54	2	247	286	15.79%
Homicide	2	0	0	0	0	0	0	0	2	200.00%
Kidnapping	0	0	1	3	0	1	0	4	5	25.00%
Sex (Forcible)	4	1	2	1	0	5	0	15	13	-13.33%
Sex (NonForcible)	5	2	6	5	0	4	0	12	22	83.33%
<b>Totals and Averages</b>	<b>59</b>	<b>87</b>	<b>44</b>	<b>85</b>	<b>34</b>	<b>73</b>	<b>2</b>	<b>348</b>	<b>384</b>	<b>-33.33%</b>
<b>Property Crimes</b>										
Arson	0	1	0	0	2	1	0	6	4	-33.33%
Bribery	0	0	0	0	0	0	0	0	0	0.00%
Burglary	24	18	16	22	14	16	0	175	110	-37.14%
Counterfeiting	1	3	4	6	1	1	0	19	16	-15.79%
Vandalism	41	46	35	65	35	54	0	273	276	1.10%
Embezzlement	0	0	0	0	0	0	0	0	0	0.00%
Extortion	0	0	0	2	0	0	0	1	2	100.00%
Fraud	6	5	5	21	9	14	1	72	61	-15.28%
Larceny	46	55	53	208	51	122	0	573	535	-6.63%
Motor Vehicle Theft	12	27	18	17	5	17	0	104	96	-7.69%
Robbery	0	4	3	10	5	3	0	28	25	-10.71%
Stolen Property	0	0	0	0	0	0	0	0	0	0.00%
<b>Totals and Averages</b>	<b>130</b>	<b>159</b>	<b>134</b>	<b>351</b>	<b>122</b>	<b>228</b>	<b>1</b>	<b>1251</b>	<b>1125</b>	<b>-10.07%</b>
<b>Society Crimes</b>										
Drug	6	16	22	33	5	13	4	120	99	-17.50%
Pornography	0	0	0	2	0	1	0	2	3	50.00%
Prostitution	0	3	4	3	0	0	0	16	10	-37.50%
Weapon Law Violations	2	2	3	5	0	3	0	22	15	-31.82%
<b>Totals and Averages</b>	<b>8</b>	<b>21</b>	<b>29</b>	<b>43</b>	<b>5</b>	<b>17</b>	<b>4</b>	<b>160</b>	<b>127</b>	<b>-20.63%</b>
<b>Grand Totals and Averages</b>	<b>197</b>	<b>267</b>	<b>207</b>	<b>479</b>	<b>161</b>	<b>318</b>	<b>7</b>	<b>1759</b>	<b>1636</b>	<b>-6.99%</b>

# City of Lakewood Incident Report 4Q 2017 (Without Society Crime)

	4th Quarter (without Society Crime)										
	4th Quarter (without Society Crime)							City		Percent Change	
	LD01	LD02	LD03	LD04	LD05	LD06	Outside	4Q2016	4Q2017	4Q2016-2017	
<b>Person Crimes</b>											
Aggravated Assault	12	15	10	7	3	9	0	70	56	-20.00%	
Simple Assault	36	69	25	69	31	54	2	247	286	15.79%	
Homicide	2	0	0	0	0	0	0	0	2	200.00%	
Kidnapping	0	0	1	3	0	1	0	4	5	25.00%	
Sex (Forcible)	4	1	2	1	0	5	0	15	13	-13.33%	
Sex (NonForcible)	5	2	6	5	0	4	0	12	22	83.33%	
<b>Totals and Averages</b>	<b>59</b>	<b>87</b>	<b>44</b>	<b>85</b>	<b>34</b>	<b>73</b>	<b>2</b>	<b>348</b>	<b>384</b>	<b>10.34%</b>	
<b>Property Crimes</b>											
Arson	0	1	0	0	2	1	0	6	4	0.00%	
Bribery	0	0	0	0	0	0	0	0	0	0.00%	
Burglary	24	18	16	22	14	16	0	175	110	-37.14%	
Counterfeiting	1	3	4	6	1	1	0	19	16	-15.79%	
Vandalism	41	46	35	65	35	54	0	273	276	1.10%	
Embezzlement	0	0	0	0	0	0	0	0	0	0.00%	
Extortion	0	0	0	2	0	0	0	1	2	100.00%	
Fraud	6	5	5	21	9	14	1	72	61	-15.28%	
Larceny	46	55	53	208	51	122	0	573	535	-6.63%	
Motor Vehicle Theft	12	27	18	17	5	17	0	104	96	-7.69%	
Robbery	0	4	3	10	5	3	0	28	25	-10.71%	
Stolen Property	0	0	0	0	0	0	0	0	0	0.00%	
<b>Totals and Averages</b>	<b>130</b>	<b>159</b>	<b>134</b>	<b>351</b>	<b>122</b>	<b>228</b>	<b>1</b>	<b>1251</b>	<b>1125</b>	<b>-10.07%</b>	
<b>Grand Totals and Averages</b>	<b>189</b>	<b>246</b>	<b>178</b>	<b>436</b>	<b>156</b>	<b>301</b>	<b>3</b>	<b>1599</b>	<b>1509</b>	<b>-5.63%</b>	

# Lakewood Motel Report 4Q 2017

## (By Incidents per Unit)

Total CFS Motel Name	No. of Units	CFS 3Q17	CFS/Units 3Q17	CFS 4Q17	CFS/Units 4Q17	District
Best Value (HoJo)	55	16	0.29	34	0.62	LD03
Madigan	25	17	0.68	14	0.56	LD02
Biltmore	29	10	0.34	15	0.52	LD02
Lakewood Inn (Nights Inn)	45	33	0.73	21	0.47	LD03
La Casa	20	18	0.90	8	0.40	LD02

Serious CFS Motel Name	No. of Units	SCFS 3Q17	CFS/Units 3Q17	SCFS 4Q17	SCFS/Units 4Q17	District
Madigan	25	2	0.08	2	0.08	LD02
Biltmore	29	1	0.03	2	0.07	LD02
Fort Lewis	29	0	0.00	2	0.07	LD02
Lakewood Inn (Nights Inn)	45	6	0.13	3	0.07	LD03
Best Value (HoJo)	55	1	0.02	3	0.05	LD03

# Lakewood Apartment Report 4Q 2017

## (By Incident per Unit)

Top Ten Apartments Total Calls For Service 4th Qtr 2017	No. of Units	3Q17 CFS	CFS/Unit 3Q17	4Q17 CFS	CFS/Units 4Q17	District
KELLY PLACE APTS	5	19	3.80	20	4.00	LD05
SHANONN COURT APTS	5	6	1.20	11	2.20	LD04
SONIC MANOR APTS	8	3	0.38	13	1.63	LD03
PARADISE APTS	9	35	3.89	11	1.22	LD01
BURGESS PARK APTS	8	1	0.13	9	1.13	LD06
COLONIAL COURT III APTS (Newgrove)	11	4	0.36	11	1.00	LD05
RHODY APTS	8	5	0.63	8	1.00	LD02
WESTWOOD PARK APTS	15	26	1.73	15	1.00	LD02
REDWOOD APTS	8	26	3.25	7	0.88	LD01
ORCHARD APTS	7	6	0.86	6	0.86	LD04

Top Ten Apartments Serious Calls For Service 4th Qtr 2017	No. of Units	3Q17 SCFS	SCFS/Unit 3Q17	4Q17 SCFS	SCFS/Units 4Q17	District
WESTWOOD PARK APTS	15	1	0.07	5	0.33	LD02
SONIC MANOR APTS	8	0	0.00	2	0.25	LD03
SUNNY PARK APTS	8	0	0.00	2	0.25	LD02
WHISPERING FIRS APTS	24	2	0.08	6	0.25	LD02
VILLAGE COURT APTS	36	6	0.17	8	0.22	LD04
CASCADES APTS	14	3	0.21	3	0.21	LD04
MONTGROVE MANOR APTS	16	0	0.00	3	0.19	LD02
BRIDGEPORT WAY APTS	18	0	0.00	3	0.17	LD04
GREEN FIRS VILLAGE APTS	42	1	0.02	7	0.17	LD02
LAKEVIEW MANOR I APTS	12	1	0.08	2	0.17	LD04



# Lakewood Mobile Home Parks 4Q 2017

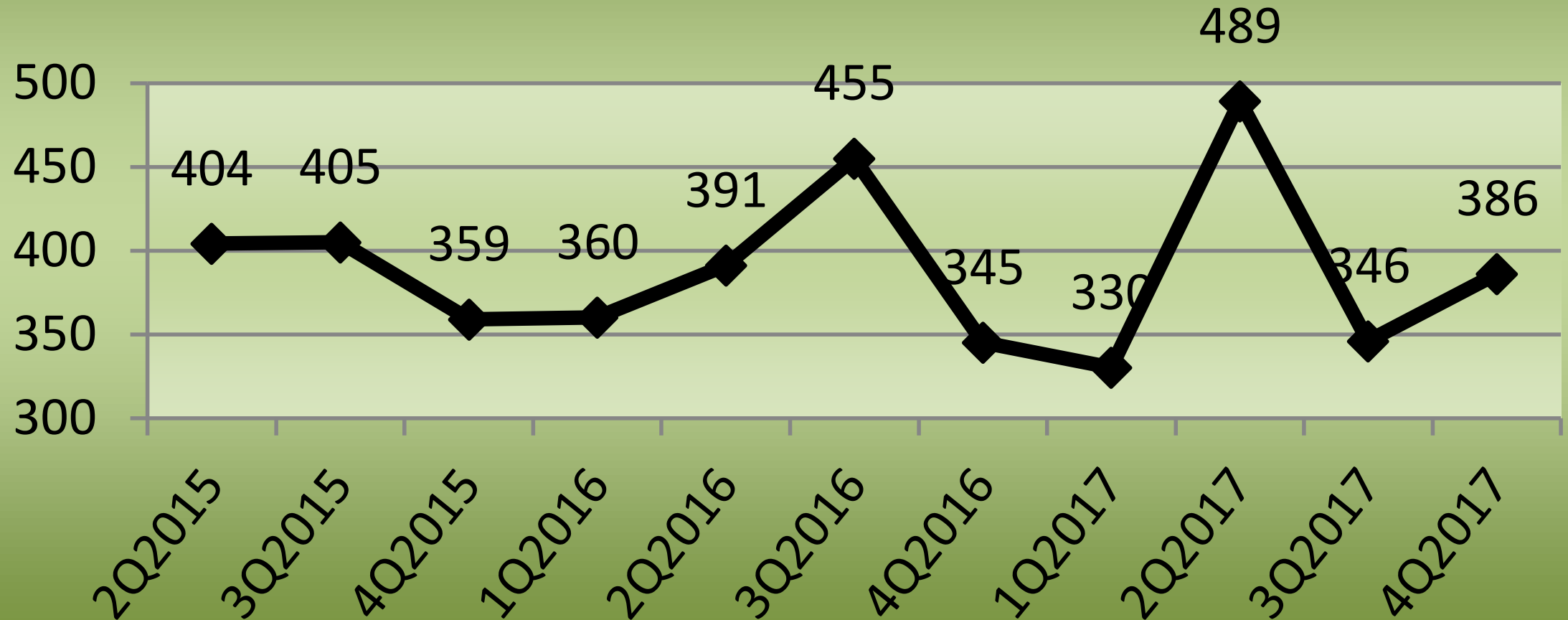
## (By Incident per Unit)

Top Ten Mobile Home Park Total Calls For Service 4th Qtr 2017	No. of Units	CFS 3Q17	CFS/Units 3Q17	CFS 4Q17	CFS/Units 4Q17	District
LONESTAR DOWNS COURT MHP	5	14	<b>2.80</b>	8	<b>1.60</b>	LD01
KARWAN VILLAGE MHP	46	44	0.96	56	1.22	LD03
MERRITT MHP	5	7	1.40	6	1.20	LD01
F & T TRAILER COURT	12	17	1.42	7	0.58	LD01
RANCHO VILLA MHP	55	33	0.60	28	0.51	LD04
WAGONS WEST MHP	10	10	1.00	4	0.40	LD01
TILlicum MANOR MHP	27	10	0.37	8	0.30	LD02
ALPINE PLACE MHP	11	4	0.36	3	0.27	LD01
MT TACOMA MHP	63	11	0.17	17	0.27	LD03
OAKNOLL TRAILER PARK	37	16	0.43	9	0.24	LD02

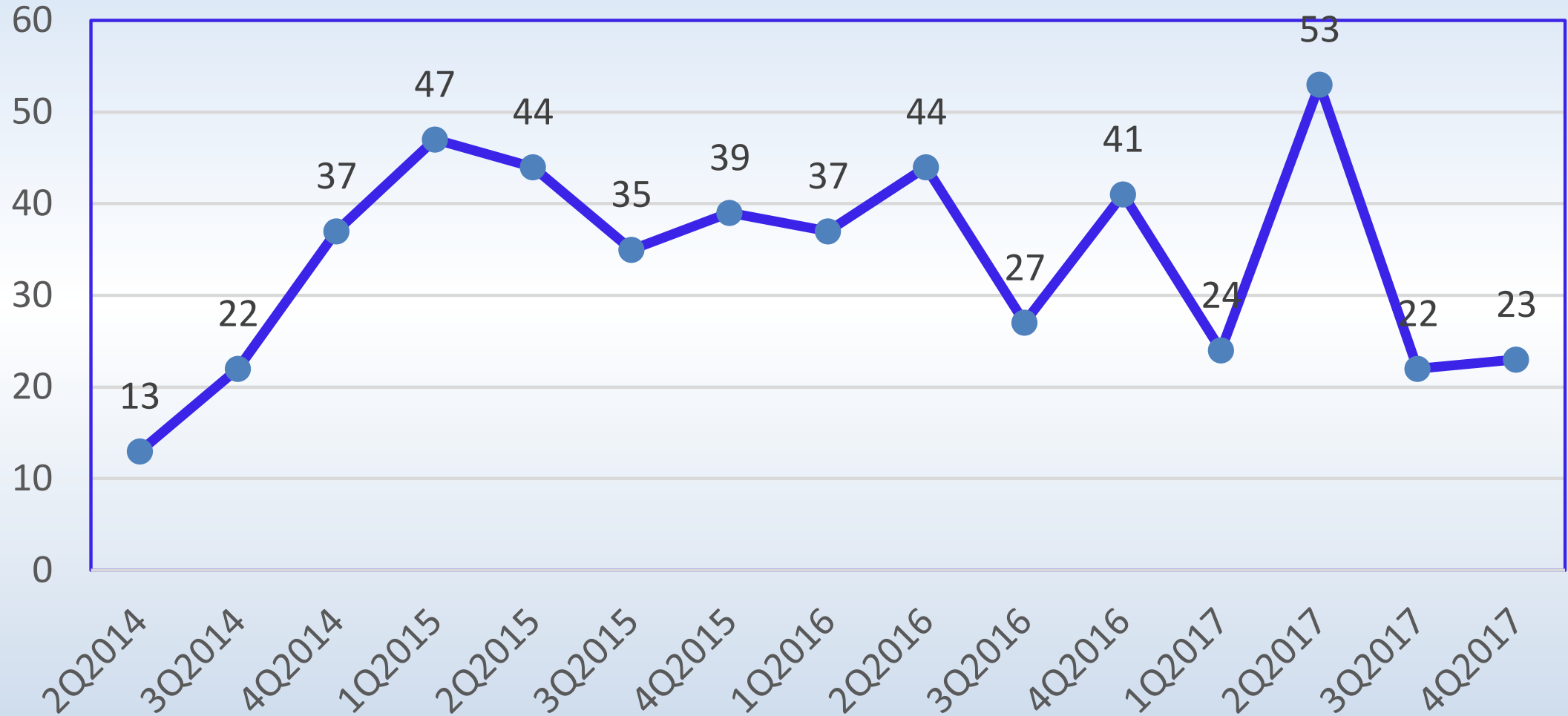
Top Ten Mobile Home Park Serious Calls For Service 4th Qtr 2017	No. of Units	SCFS 3Q17	CFS/Units 3Q17	SCFS 4Q17	CFS/Units 4Q17	District
F & T TRAILER COURT	12	3	<b>0.25</b>	2	<b>0.17</b>	LD01
JAMESTOWN ESTATES MHP	44	2	0.05	5	0.11	LD01
KARWAN VILLAGE MHP	46	4	0.09	3	0.07	LD03
GLEN MAR ESTATES	53	1	0.02	3	0.06	LD03
NORTHWEST TRAILER PARK	23	0	0.00	1	0.04	LD03
CEDRONA PARK MHP	50	0	0.00	2	0.04	LD01
OAKNOLL TRAILER PARK	37	0	0.00	1	0.03	LD02
FRANCIS COURT MHP	49	0	0.00	1	0.02	LD03

# NIBRS Person Crime By Quarter

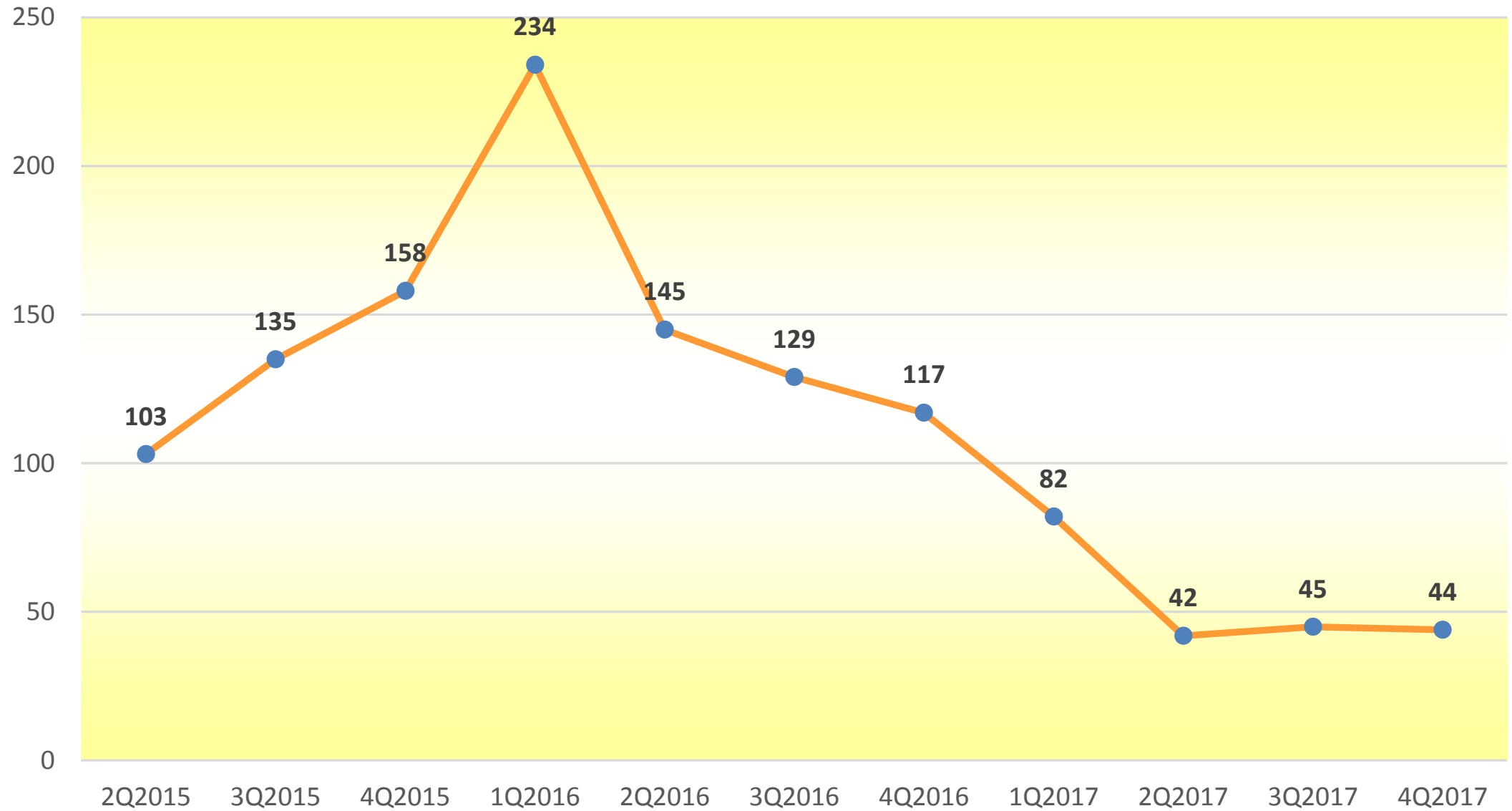
## 2015-2017



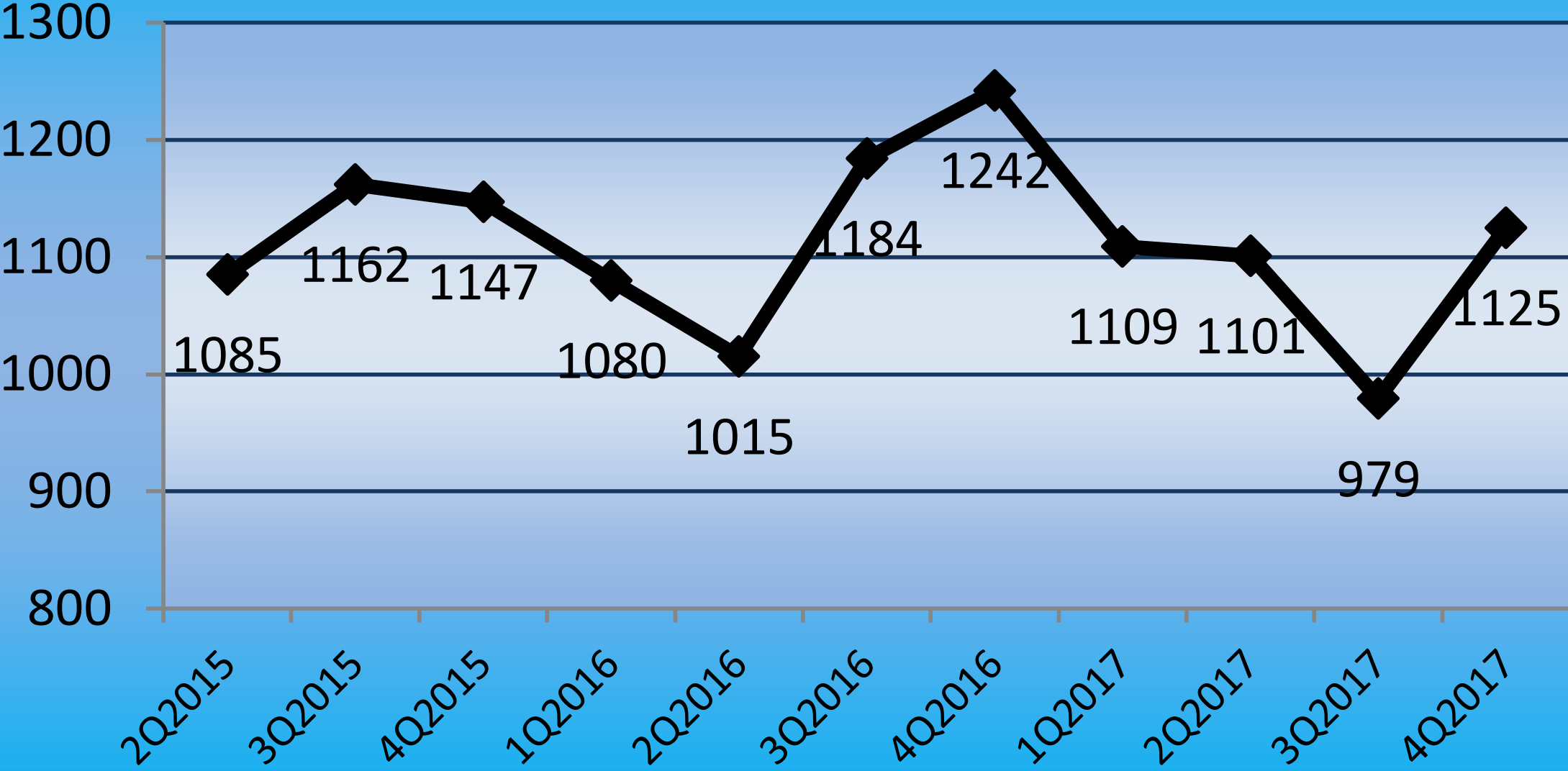
# Western State Hospital NIBRS Person Crime 2014-2017 (By Quarter)



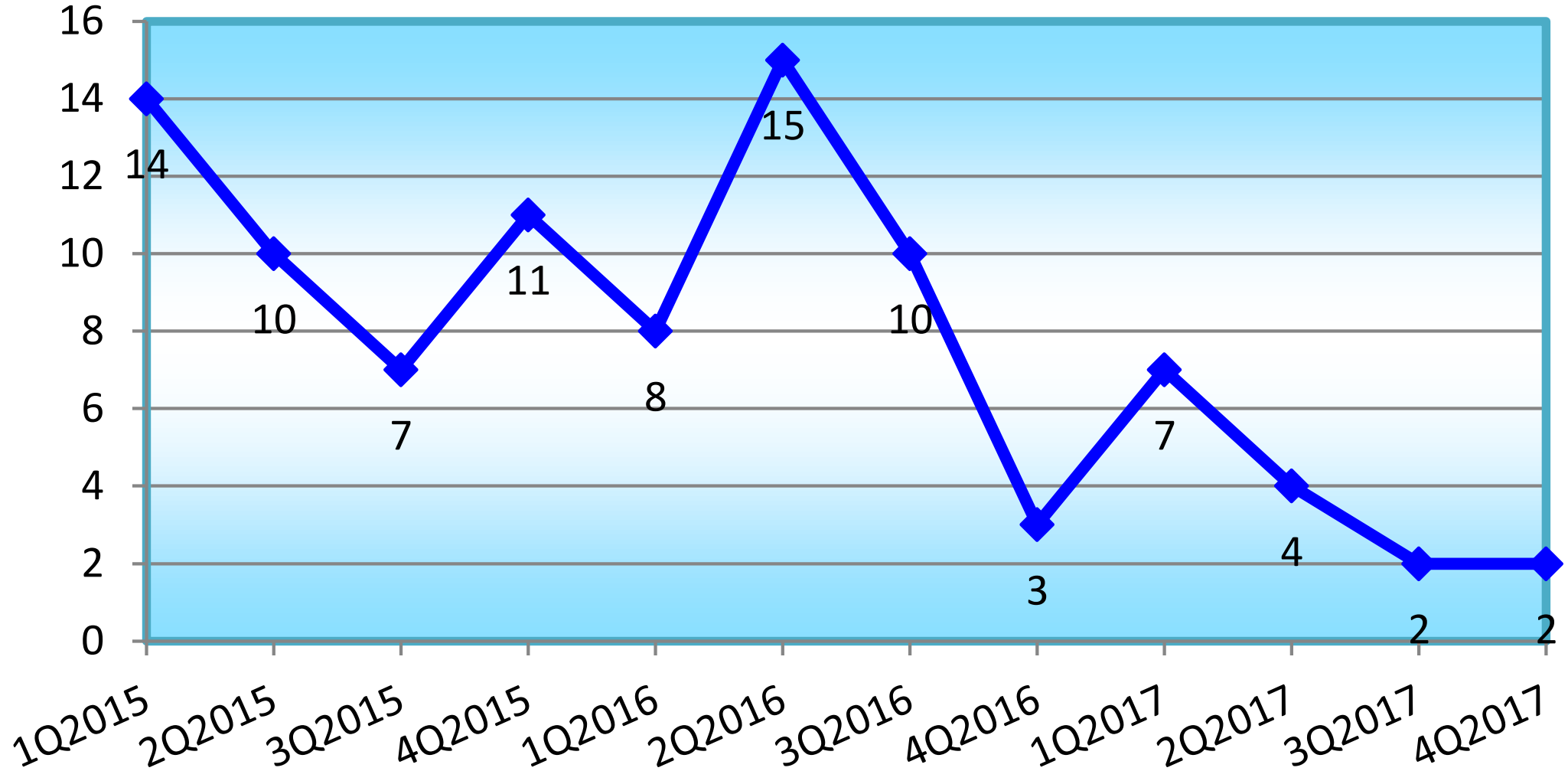
## Walmart NIBRS Property Crime Reports 2014-2017 (By Quarter)



# NIBRS Property Crime By Quarter 2015-2017



# Gang Arrests 2015 Thru 2017 By Quarter



## Lakewood Districts at a Glance 4Q17

	<b>LD01 At a Glance</b>	
T	Traffic	197
DV	Domestic Violence	115
SEC	Security Checks (Onview)	99

	<b>LD02 At a Glance</b>	
T	Traffic	407
DV	Domestic Violence/DV Weapon	152
WEL	Welfare Check	136

	<b>LD03 At a Glance</b>	
T	Traffic	395
DV	Domestic Violence/DV Weapon	95
MVC	Motor Vehicle Crash	68

	<b>LD04 At a Glance</b>	
T	Traffic	395
UNW	Unwanted Person	172
SHO	Shoplifting	164

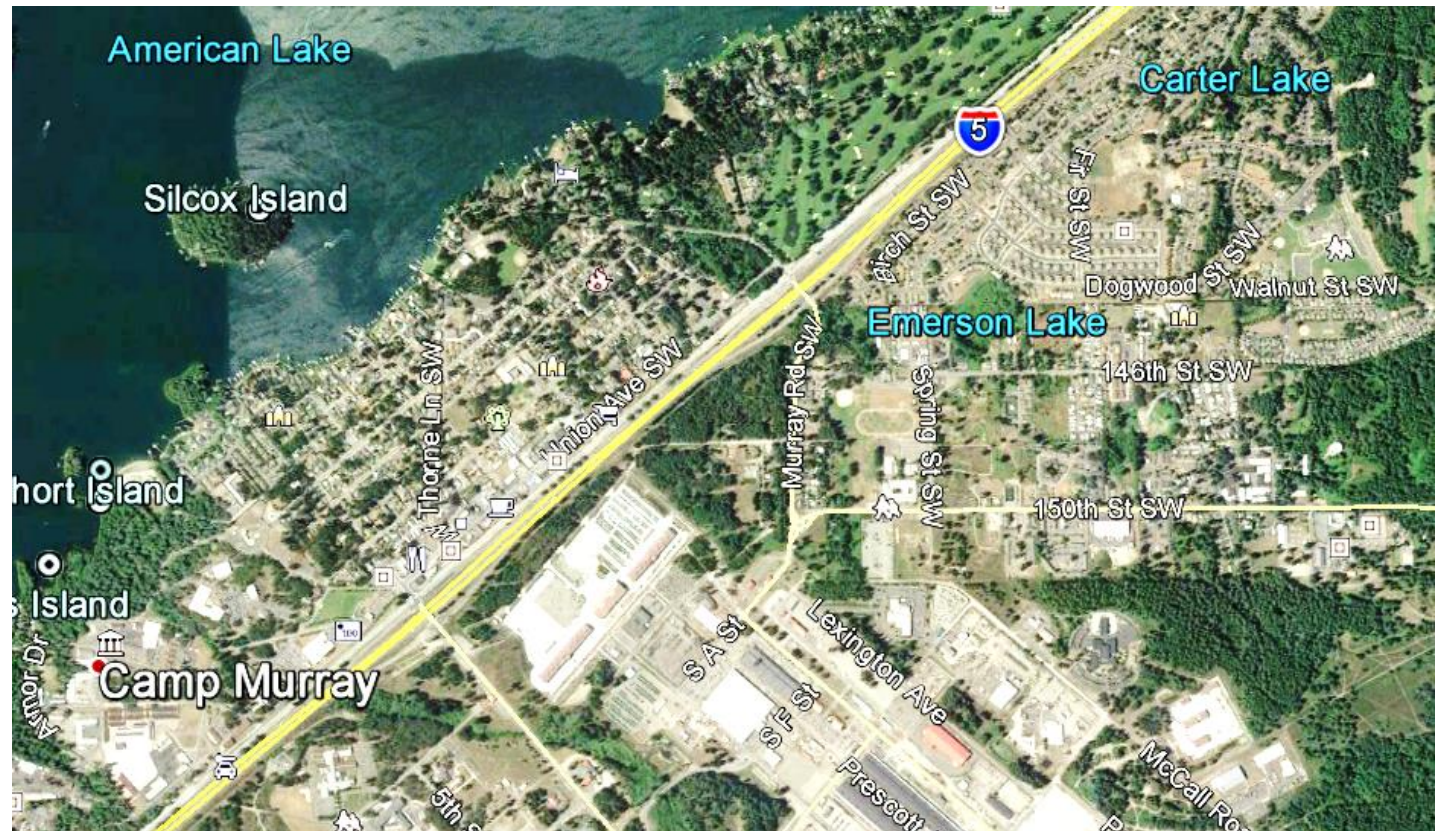
	<b>LD05 At a Glance</b>	
T	Traffic	281
SEC	Security Checks (Onview)	85
DV	Domestic Violence/DV Weapon	83

	<b>LD06 At a Glance</b>	
T	Traffic	358
DV	Domestic Violence/DV Weapon	119
WEL	Welfare Checks	98

# District 1 (LD01) Tillicum-Woodbrook

4th Quarter 2017 Calls For Service  
Total CFS – 1722

Most Common Criminal/Violation Type CFS (Onview)		
T	Traffic	197
SS	Subject Stop	56
SOV	Sex Offender Verification	36
Most Common Criminal/Violation Type CFS (Dispatched)		
DV/DVW	Domestic Violence/DV Weapon	115
SUSP/SUSV	Suspicious Person/Vehicle	94
UNW	Unwanted Person	65



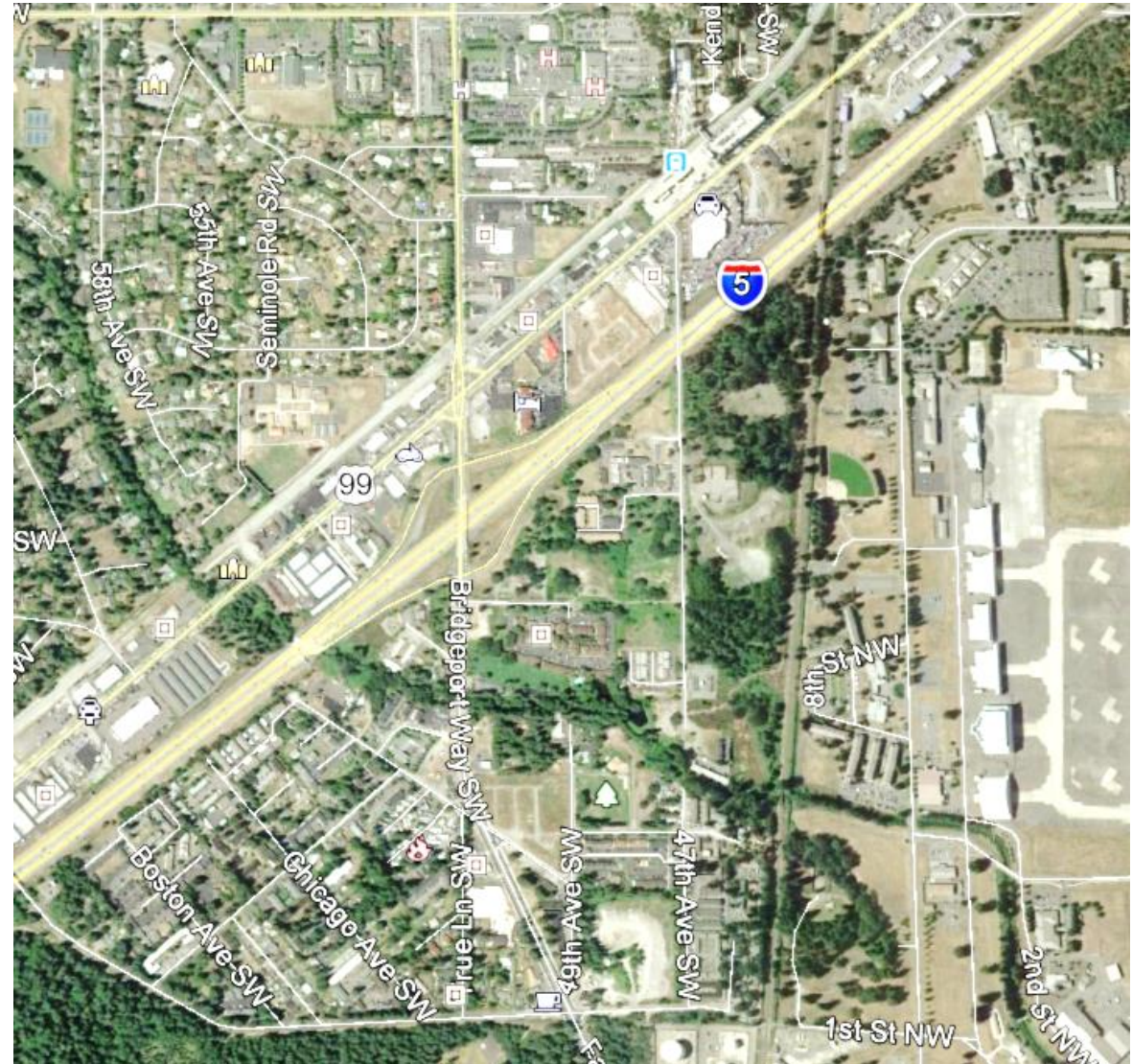


# District 2 (LD02) Springbrook-Ponders

4th Quarter 2017 Calls For Service

Total CFS – 2302

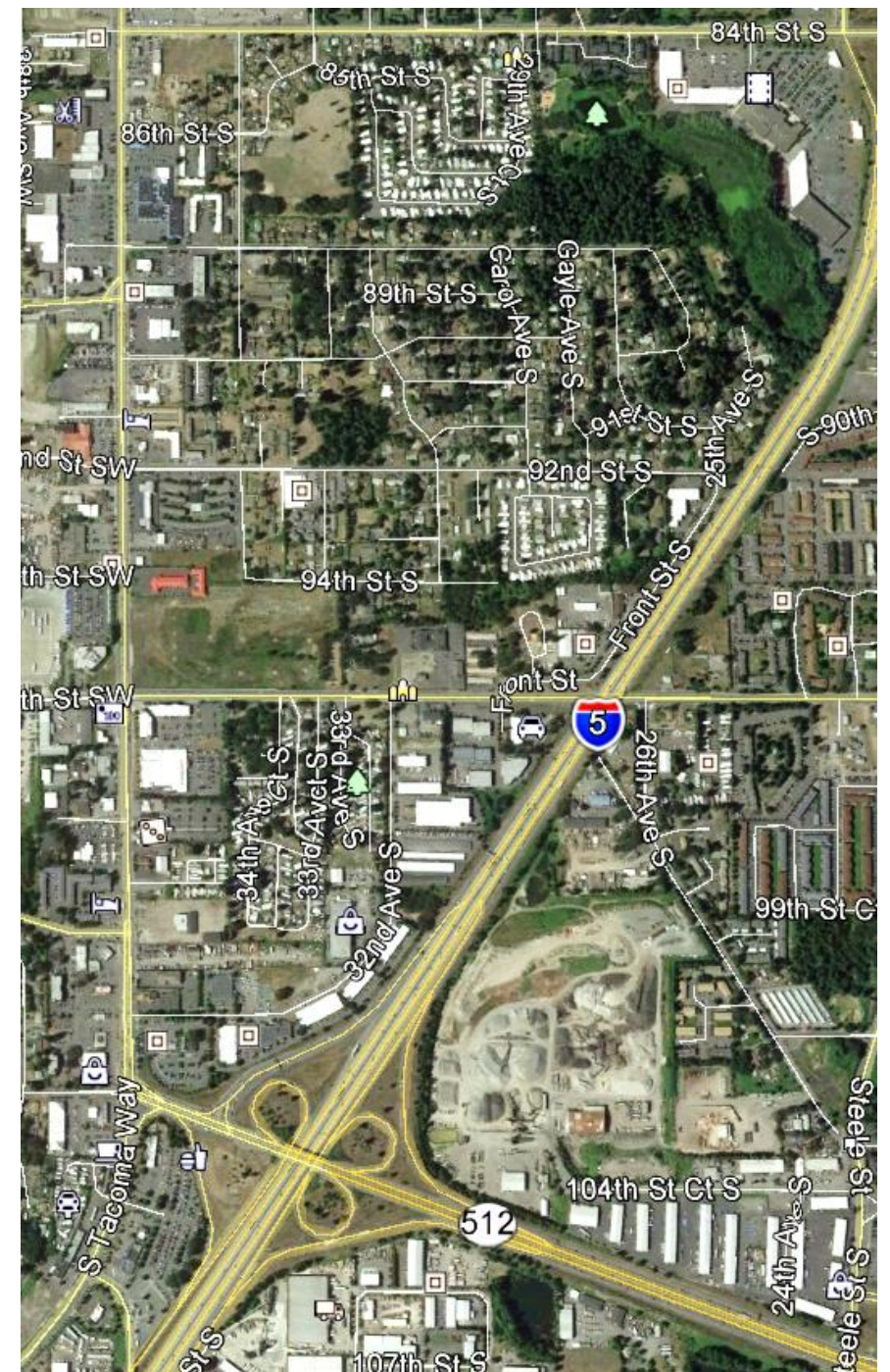
Most Common Criminal/Violation Type CFS (Onview)		
T	Traffic	407
SS	Subject Stop	62
SUSP/SUSV	Suspicious Person/Vehicle (Onview)	70
Most Common Criminal/Violation Type CFS (Dispatched)		
DV	Domestic Violence/DV Weapon	152
UNW	Unwanted Person	115
SUSP/SUSV	Suspicious Person/Vehicle	107



# District 3 (LD03) Lakeview - S Tacoma Way

3rd Quarter 2017 Calls For Service  
Total CFS – 2114

Most Common Criminal/Violation Type CFS (Onview)		
T	Traffic	395
SS	Subject Stop	61
SUSP/SUSV	Suspicious Person/Vehicle (Onview)	31
Most Common Criminal/Violation Type CFS (Dispatched)		
DV	Domestic Violence/DV Weapon	95
MVC	Motor Vehicle Crash	68
UNW	Unwanted Person	45

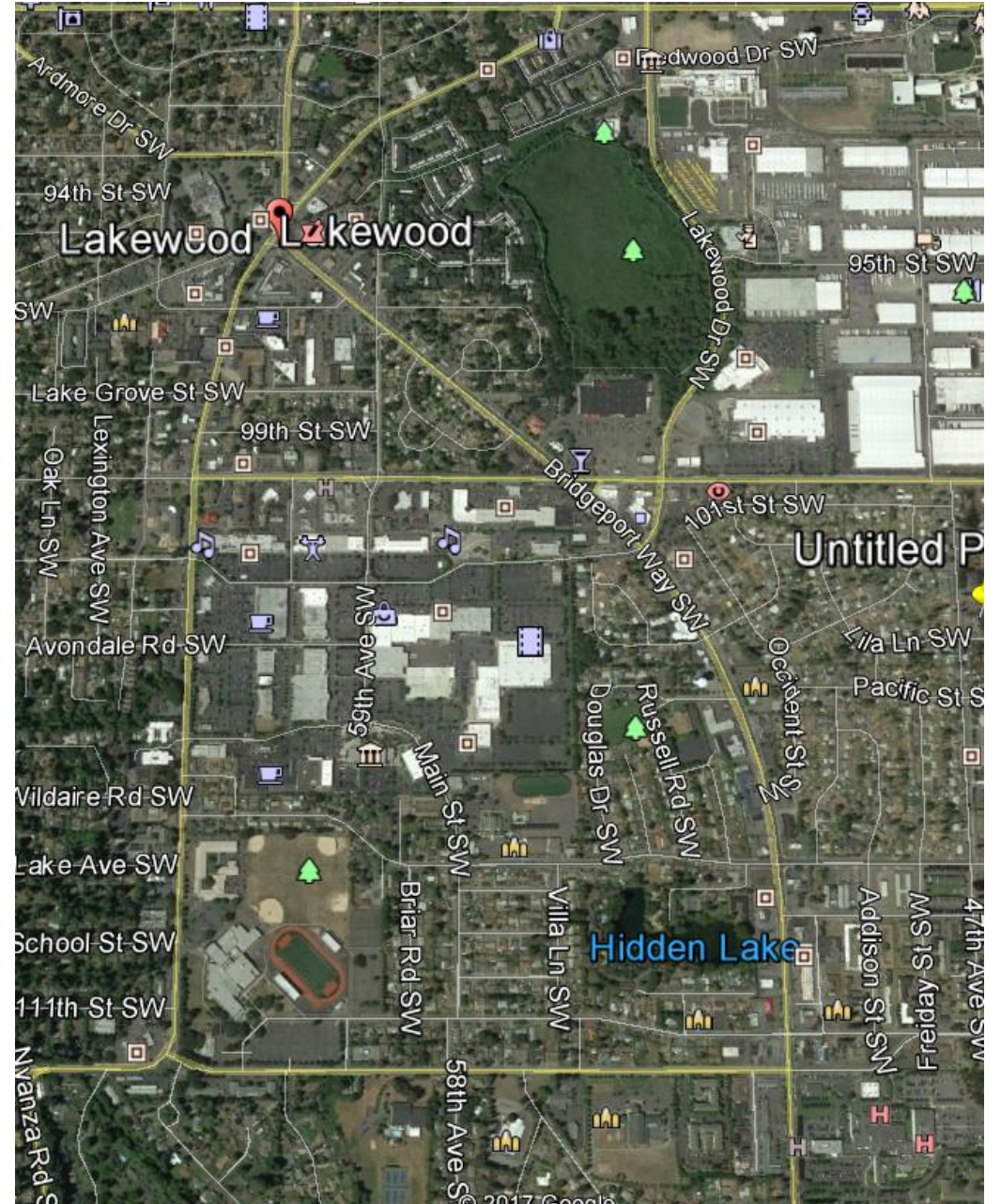


# District 4 (LD04)

## Lakewood Towne Center

3rd Quarter 2017 Calls For Service  
Total CFS – 4476

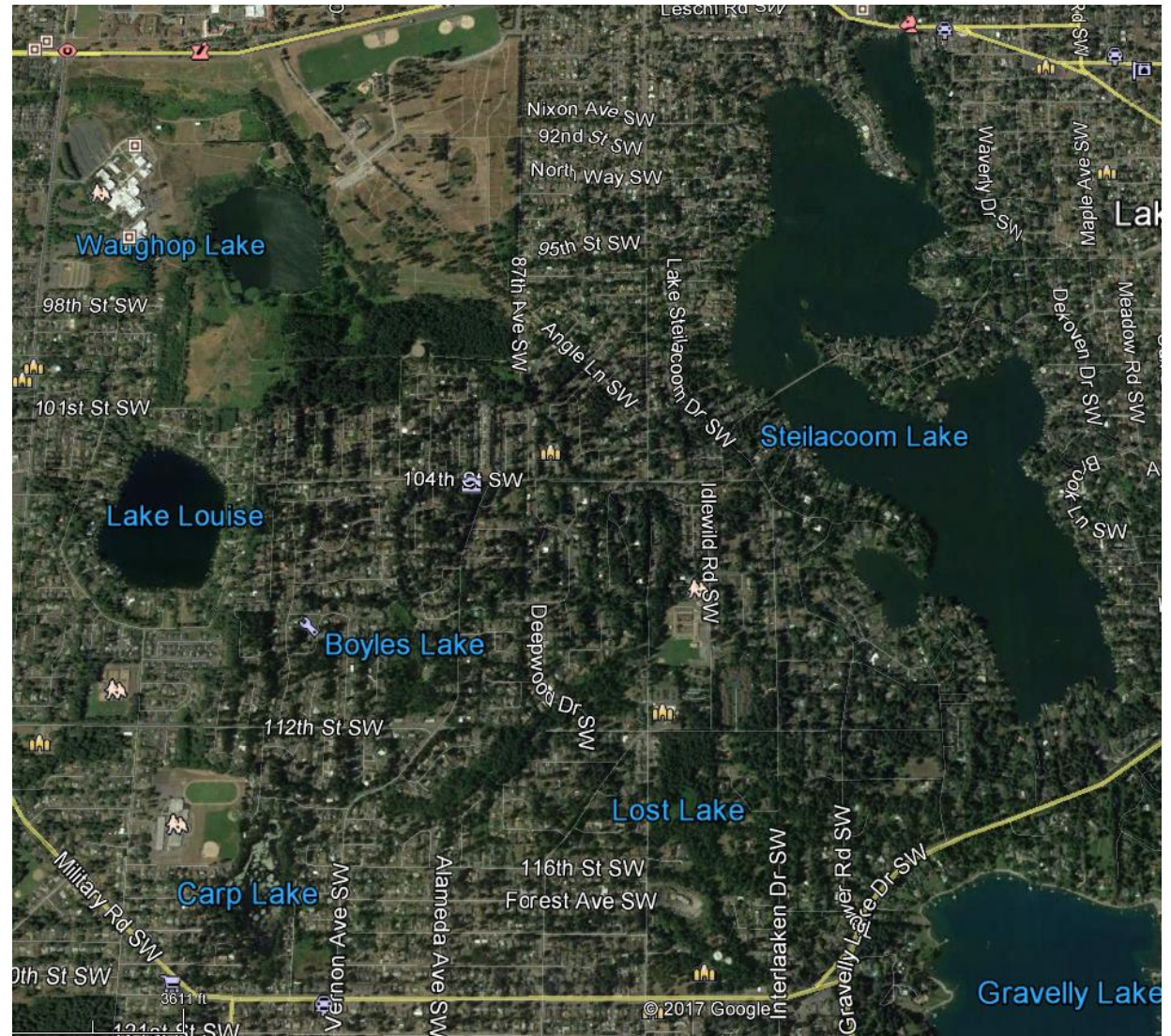
Most Common Criminal/Violation Type CFS (Onview)		
T	Traffic	582
SS	Subject Stop	126
FU	Investigative Followups	70
Most Common Criminal/Violation Type CFS (Dispatched)		
UNW	Unwanted Person	172
SHO	Shoplifting	164
DV	Domestic Violence/DV Weapon	106



# District 5 (LD05) Lake City

3rd Quarter 2017 Calls For Service  
Total CFS – 2021

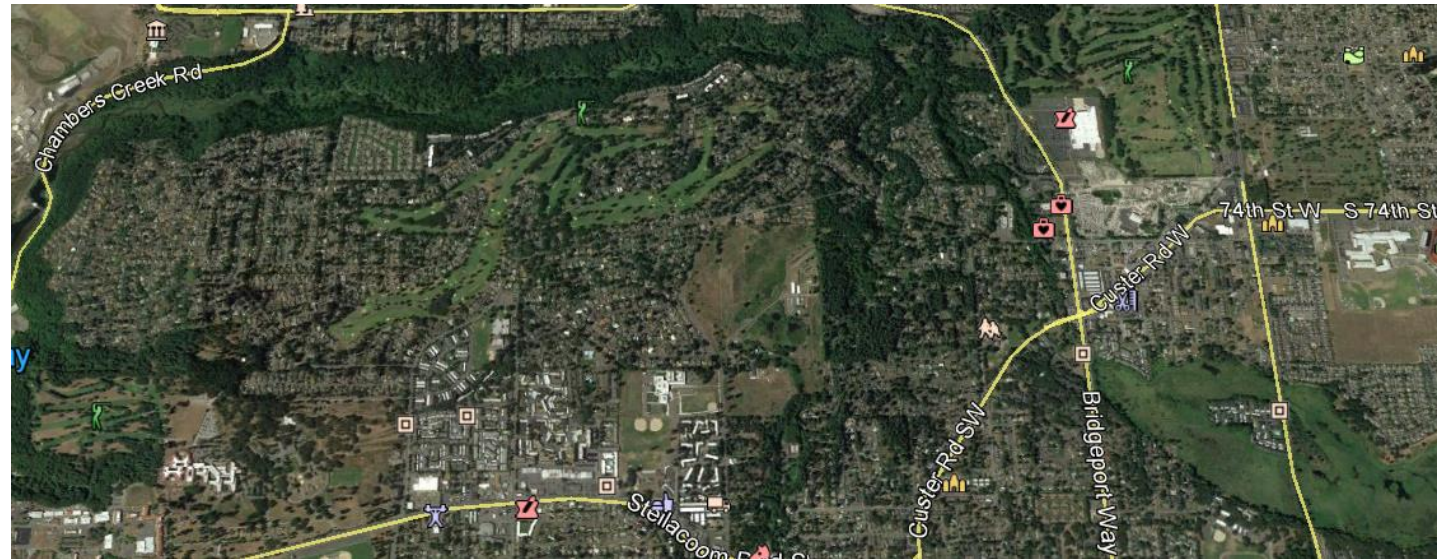
Most Common Criminal/Violation Type CFS (Onview)		
T	Traffic	281
SUSP/SUSV	Suspicious Person/Vehicle	34
SS	Subject Stop	33
Most Common Criminal/Violation Type CFS (Dispatched)		
DV	Domestic Violence/DV Weapon	83
SUSP/SUSV	Suspicious Person/Vehicle (Onview)	81
MVC	Motor Vehicle Crash	41



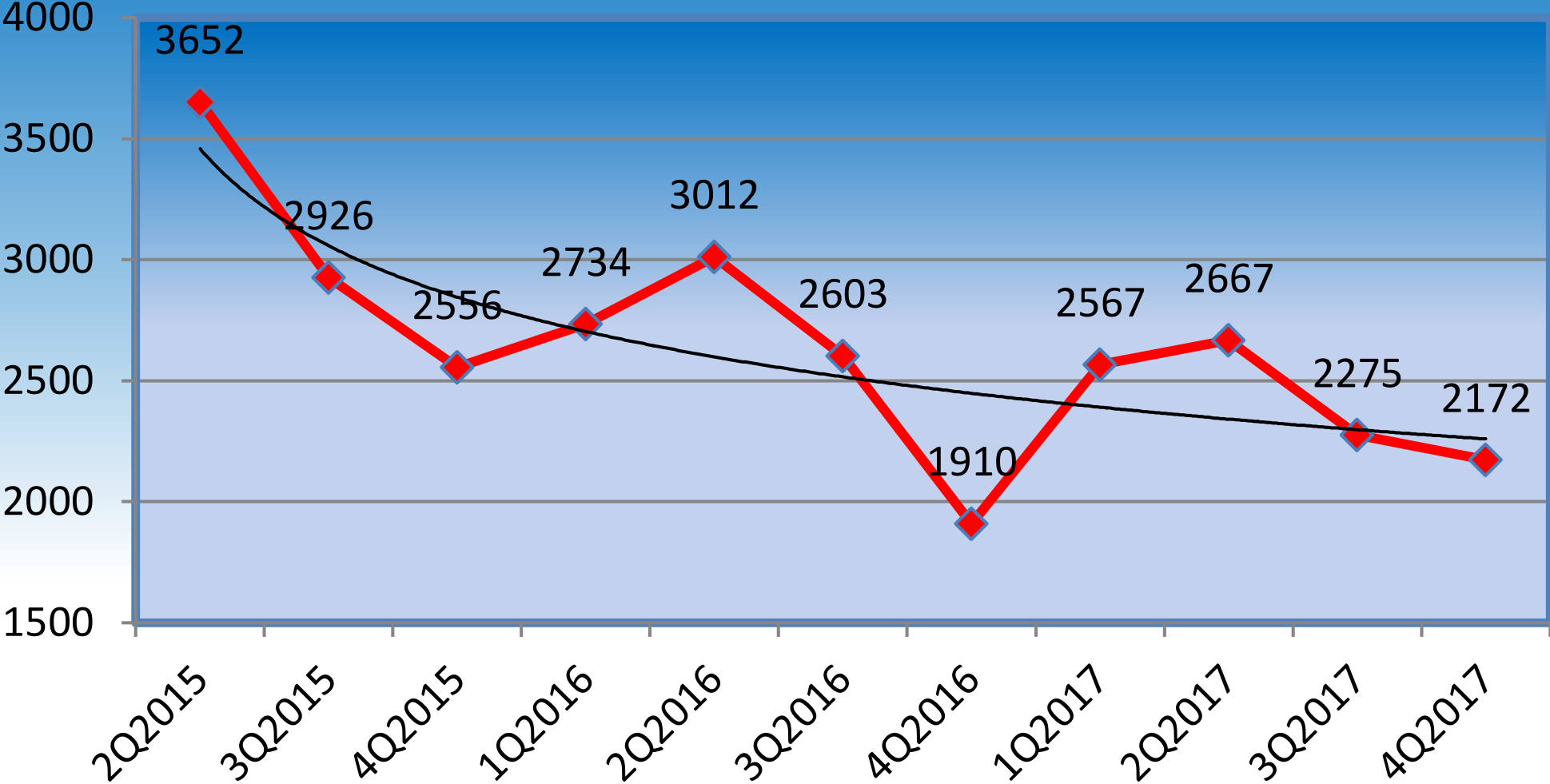
# District 6 (LD06) Oakbrook

3rd Quarter 2017 Calls For Service  
Total CFS – 2436

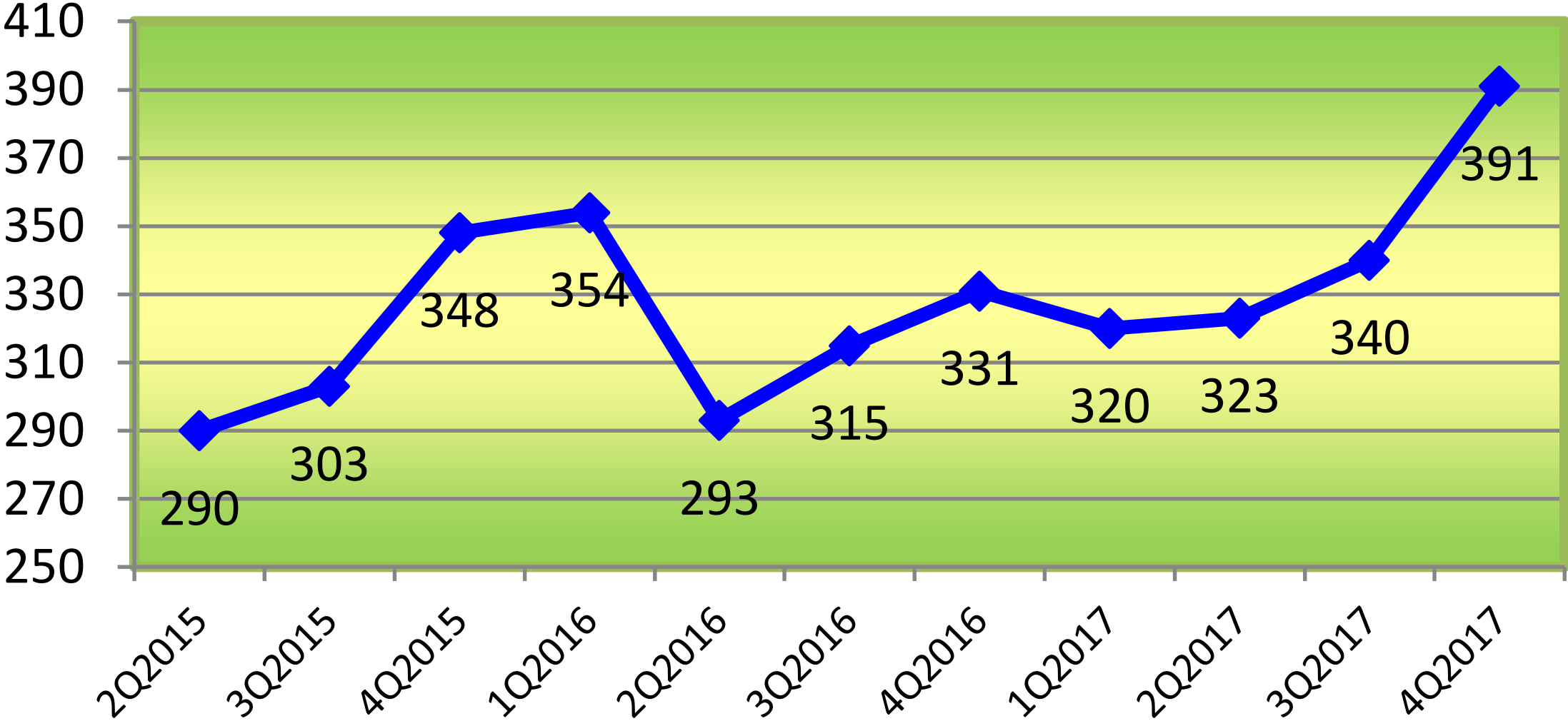
Most Common Criminal/Violation Type CFS (Onview)		
T	Traffic	358
SOV	Sex Offender Verification	26
FU	Investigative Follow Up	23
Most Common Criminal/Violation Type CFS (Dispatched)		
DV	Domestic Violence/DV Weapon	119
SUSP/SUSV	Suspicious Person/Vehicle (Onview)	86
DIST	Disturbance (argue/fight)	51



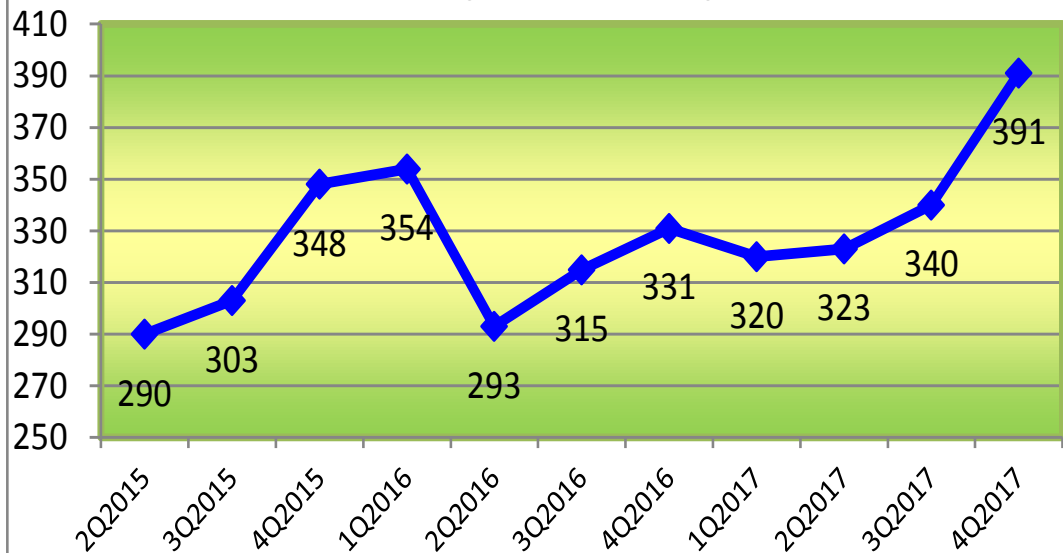
# Lakewood Police Department Total Traffic Stops 2015-2017



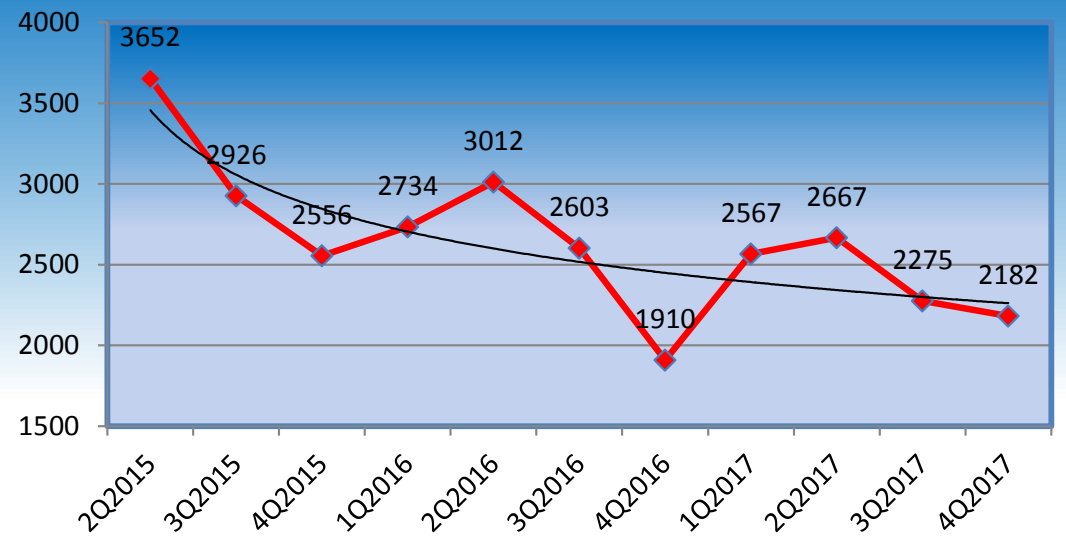
# Total Accidents By Quarter (Reports) 2015-2017



### Total Accidents By Quarter (Reports) 2015-2017



### Lakewood Police Department Total Traffic Stops 2015-2017





# 4th Quarter Analysis

- 1728001407 – Fatality Vehicle Collision. Vehicle vs. pedestrian at 7820 Grange St W. No impairment noted for driver but victim may have been intoxicated.
- 1728201071 – There were a number of bomb threats to Clover Park Technical College, and one to Great American Casino. A case/suspect was developed with strong theory and circumstantial evidence but detectives were unable to get to the prosecutable level. The calls stopped and the case was closed.
- 1728601463 – Officers responded to 8816 Rose Rd SW in Tillicum where they discovered the bodies of two individuals in what was identified as a domestic violence murder-suicide.
- 1730302128 – A third person called dispatch to report that a friend at 6575 150<sup>th</sup> ST SW had just shot his roommate. Upon arrival, officers discovered two bodies, one of a murder victim and the suspect dead from a self inflicted gunshot wound.
- 1730901239 – Police responded to a person floating in American Lake off the Tillicum Boat Launch. Investigation led to the story of a man sinking a remote control boat, asking a local transient to go get the boat in frigid water for \$100. The victim swam out and was unable to get back. West Pierce Fire and Rescue were unable to revive the victim.
- Violent Crime numbers bounced upward in 4<sup>th</sup> Quarter 2017 but mostly due to a surge in simple assaults. Aggravated Assaults (often used to measure serious violent crime) were down 9% for the year and down 20% from 4<sup>th</sup> Quarter 2016. Kidnapping was up, mostly driven by unlawful detaining following domestic incidents as opposed to kidnapping for ransom. Total Crime appears to be down in Lakewood.
- Property crime also bounced upward in the 4<sup>th</sup> Quarter but it must be noted that the 3<sup>rd</sup> Quarter 2017 was very low. Burglaries, larceny (the biggest number in the property crime category and often the driver of statistics) and robbery were all down in 2017. Motor Vehicle Thefts saw an increase over 2016 by 2 incidents (373 to 375). Overall, it would appear that Lakewood Property Crime is slightly down from 2016.
- Apartment numbers are still being driven by smaller size apartments (5-18 Units) when measured by CFS/Units. Serious Calls For Service in apartments show medium size (14-36 units) apartments (by index). Mobile Home Parks show F&T Trailer Court (12 units) as ahead by index although Jamestown Estates MHP in LD01 led Serious CFS with 5 in 4<sup>th</sup> Quarter 2017.
- Bars and motels remain relatively quiet in Lakewood. Chips Casino and Oaktree lead the year by Serious CFS but that said, there were only 11 Serious CFS during the whole 4th Quarter. Motels were led by the Madigan Motel in Ponders with only 2 Serious Calls For Service. Lakewood Inn and Best Value had 3 Serious Calls but are larger (45 and 55 units respectively) dropping them by index.

# Notable incidents

- Investigations
- Patrol
- CSRT
- Traffic
- Arron
- Thomas Law suit
- Phlebotomy numbers



