


Lakewood Police Department Quarterly Crime Report



- [NIBRS Incidents for 2Q2019 by District](#)
- [2Q2019 Adult Family Homes](#)
- [2019 Comparison Charts](#)
- [Gang Arrests](#)
- [Call For Service Analysis by Individual District](#)
- [2Q2019 Significant Event Synopsis](#)



2nd Quarter 2019



Lakewood Police Department

2nd Quarter 2019 Calls For Service: 14,555 LE (1Q -12838 LE)

Lakewood PD Arrests (Felony):161 (1Q -163)

Lakewood PD Arrests (Gross Misdemeanor): 0 (1Q- 2)

Lakewood PD Arrests (Misdemeanor): 284 (1Q – 244)

Warrant Arrests: 156 (1Q – 145)

2nd Quarter 2019





City of Lakewood

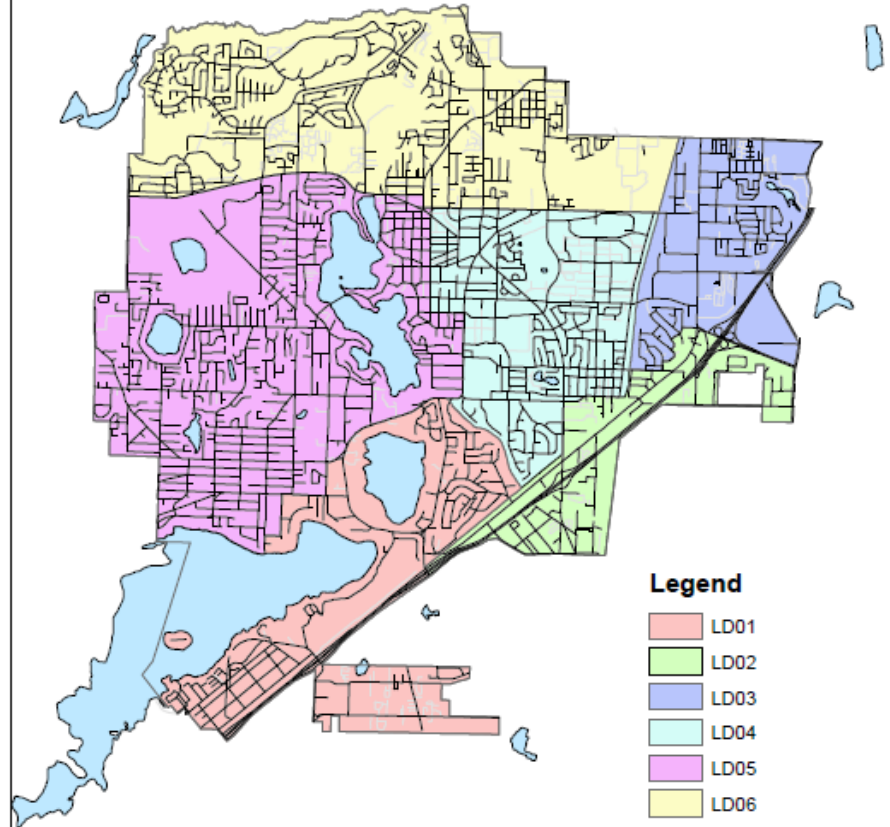


District Map







This product was prepared with care by the Lakewood Police Department Crime Analyst Unit.
City of Lakewood expressly disclaims
any liability for any inaccuracies which may yet be present. This is not a survey.
Call 353-430-0224 for further information.

15 July 2016

\\CIU\CrimAnalyst\Working Folder\GIS Work\Douglas\Map\4020100\lakon11117_000.mxd



Legend

-  LD01
-  LD02
-  LD03
-  LD04
-  LD05
-  LD06



Lakewood Districts at a Glance

2Q19

LD01 Most Common Criminal/Violation Type CFS (Onview)		
SS	Subject Stops	33
SOV	Sex Offender Verification	23
WAR	Warrant	23
LD01 Most Common Criminal/Violation Type CFS (Dispatched)		
DV	Domestic Violence	104
SUSP/SUSV	Suspicious Person/Vehicle	100
DIS	Disorderly	99

LD04 Most Common Criminal/Violation Type CFS (Onview)		
SS	Subject Stops	108
SUSP/SUSV	Suspicious Person/Vehicle	38
INFP	Information For Police	34
LD04 Most Common Criminal/Violation Type CFS (Dispatched)		
UNW/TRE	Unwanted Person/Trespass	221
SUSP/SUSV	Suspicious Person/Vehicle	161
THES	Theft-Shoplifting	126


LD02 Most Common Criminal/Violation Type CFS (Onview)		
SS	Subject Stops	84
SOV	Sex Offender Verification	30
WAR	Warrant	30
LD02 Most Common Criminal/Violation Type CFS (Dispatched)		
DV	Domestic Violence	145
DIS	Disorderly	124
UNW/TRE	Unwanted Person/Trespassing	97

LD05 Most Common Criminal/Violation Type CFS (Onview)		
SS	Subject Stops	41
ANI	Animal Control	26
SUSP/SUSV	Suspicious Person/Vehicle	16
LD05 Most Common Criminal/Violation Type CFS (Dispatched)		
SUSP/SUSV	Suspicious Person/Vehicle	127
DV	Domestic Violence	107
DIS	Disorderly	80

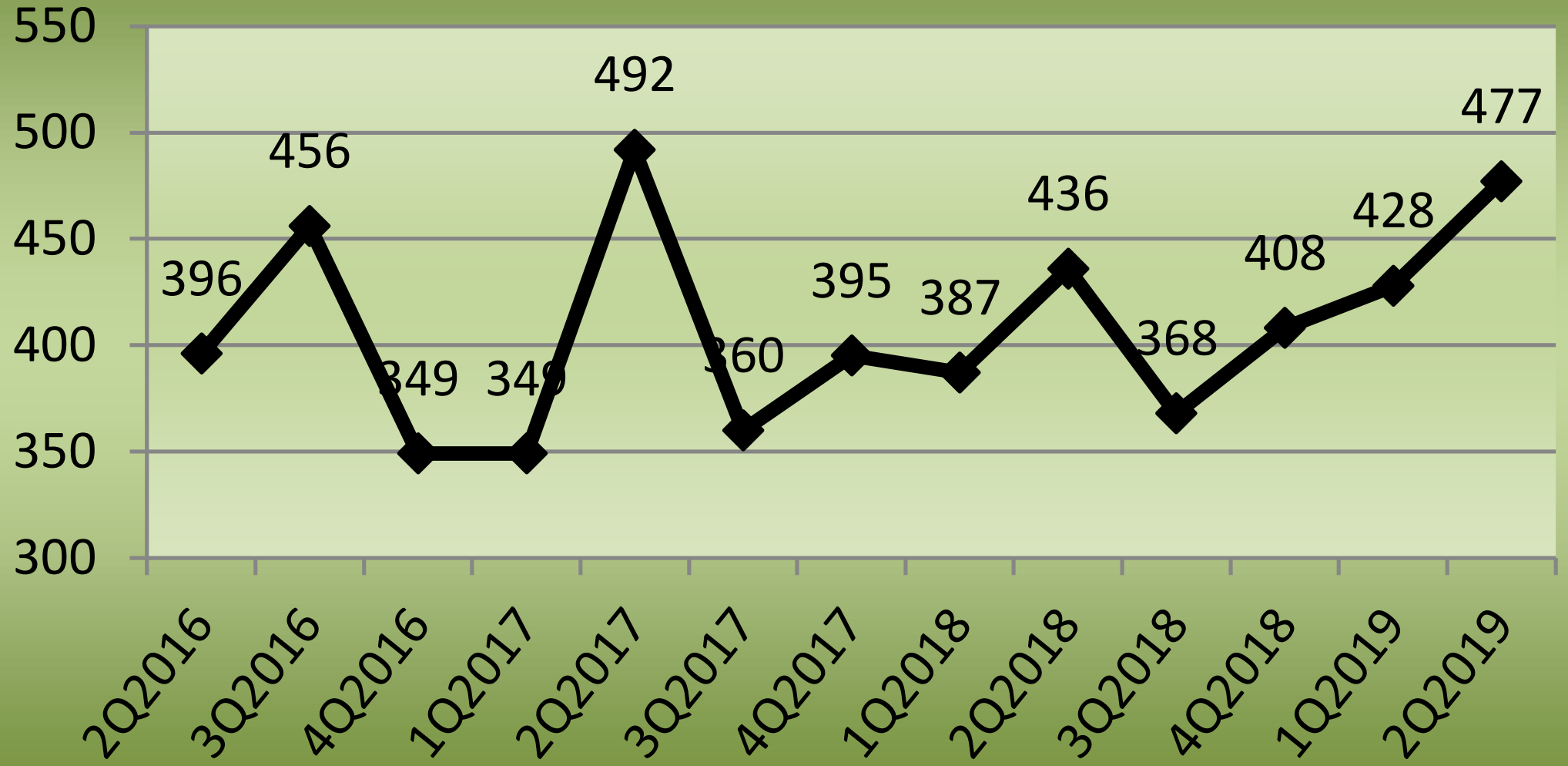
LD03 Most Common Criminal/Violation Type CFS (Onview)		
SS	Subject Stops	53
SUSP/SUSV	Suspicious Person/Vehicle	25
WAR	Warrant	15
LD03 Most Common Criminal/Violation Type CFS (Dispatched)		
DV	Domestic Violence	81
MVC	Motor Vehicle Crash	77
SUSP/SUSV	Suspicious Person/Vehicle	76

LD06 Most Common Criminal/Violation Type CFS (Onview)		
ASN	Assault No Weapon	38
SOV	Sex Offender Verification	26
SS	Subject Stop	24
LD06 Most Common Criminal/Violation Type CFS (Dispatched)		
DV	Domestic Violence	117
SUSP/SUSV	Suspicious Person/Vehicle	107
DIS	Disorderly	94

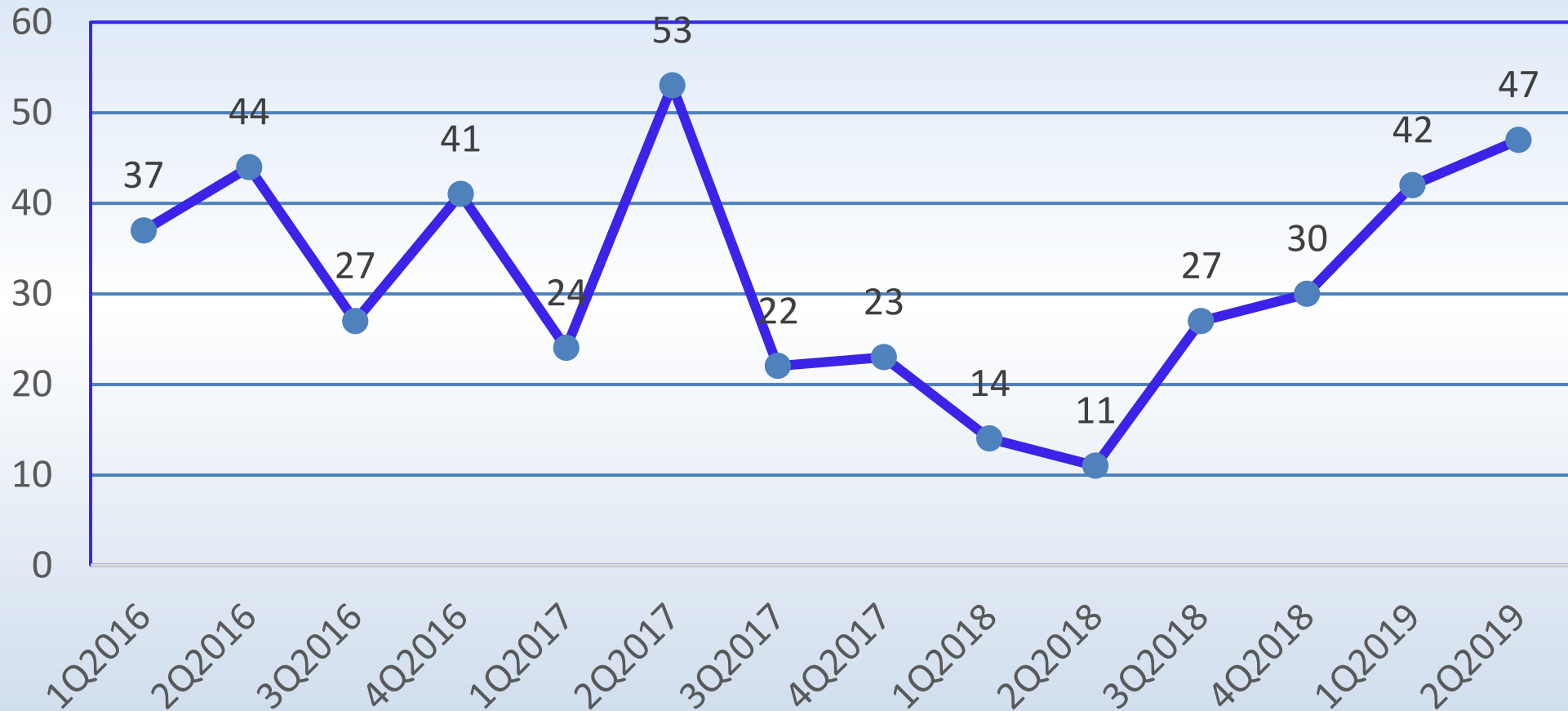
City of Lakewood Incident Report 2Q 2019

	2nd Quarter 2019											YTD Percent Change 2Q2018-2019
	2nd Quarter 2019						City		City			
	LD01	LD02	LD03	LD04	LD05	LD06	2Q2018	2Q2019	YTD2018	YTD2019		
Person Crimes												
Aggravated Assault	15	20	12	18	19	17	79	101	168	188	11.90%	
Simple Assault	31	53	47	47	54	101	306	333	566	639	12.90%	
Homicide	1	0	0	0	0	0	3	1	4	1	-75.00%	
Kidnapping	0	0	1	0	3	3	7	7	17	14	-17.65%	
Sex (Forcible)	0	1	0	3	1	8	11	13	24	25	4.17%	
Sex (NonForcible)	0	3	1	7	4	4	18	19	44	36	-18.18%	
Totals and Averages	47	77	61	75	81	133	424	474	823	903	9.72%	
Property Crimes												
Arson	2	0	0	0	0	0	7	2	9	7	-22.22%	
Bribery	0	0	0	0	0	0	0	0	0	0	NA	
Burglary	19	18	22	9	23	27	131	118	243	206	-15.23%	
Counterfeiting	0	1	4	7	1	3	15	16	56	42	-25.00%	
Vandalism	46	27	45	81	46	54	276	299	574	558	-2.79%	
Embezzlement	0	0	0	0	0	0	0	0	0	0	NA	
Extortion	0	0	0	1	0	0	4	1	6	1	-83.33%	
Fraud	3	5	7	12	14	10	52	51	147	111	-24.49%	
Larceny	38	56	39	135	50	102	458	420	1005	816	-18.81%	
Motor Vehicle Theft	15	17	10	16	10	12	94	80	210	159	-24.29%	
Robbery	3	2	5	6	1	5	18	22	37	48	29.73%	
Stolen Property	0	0	0	0	0	0	0	0	0	0	NA	
Totals and Averages	126	126	132	267	145	213	1055	1009	2287	1948	-14.82%	
Society Crimes												
Drug	11	16	15	35	10	11	89	98	158	194	22.78%	
Pornography	0	0	1	0	1	0	2	2	6	6	0.00%	
Prostitution	0	1	0	2	0	0	6	3	11	6	-45.45%	
Weapon Law Violations	2	5	3	7	2	3	27	22	45	43	-4.44%	
Totals and Averages	13	22	19	44	13	14	124	125	220	249	13.18%	
Grand Totals and Averages	186	225	212	386	239	360	1603	1608	3330	3100	-6.91%	

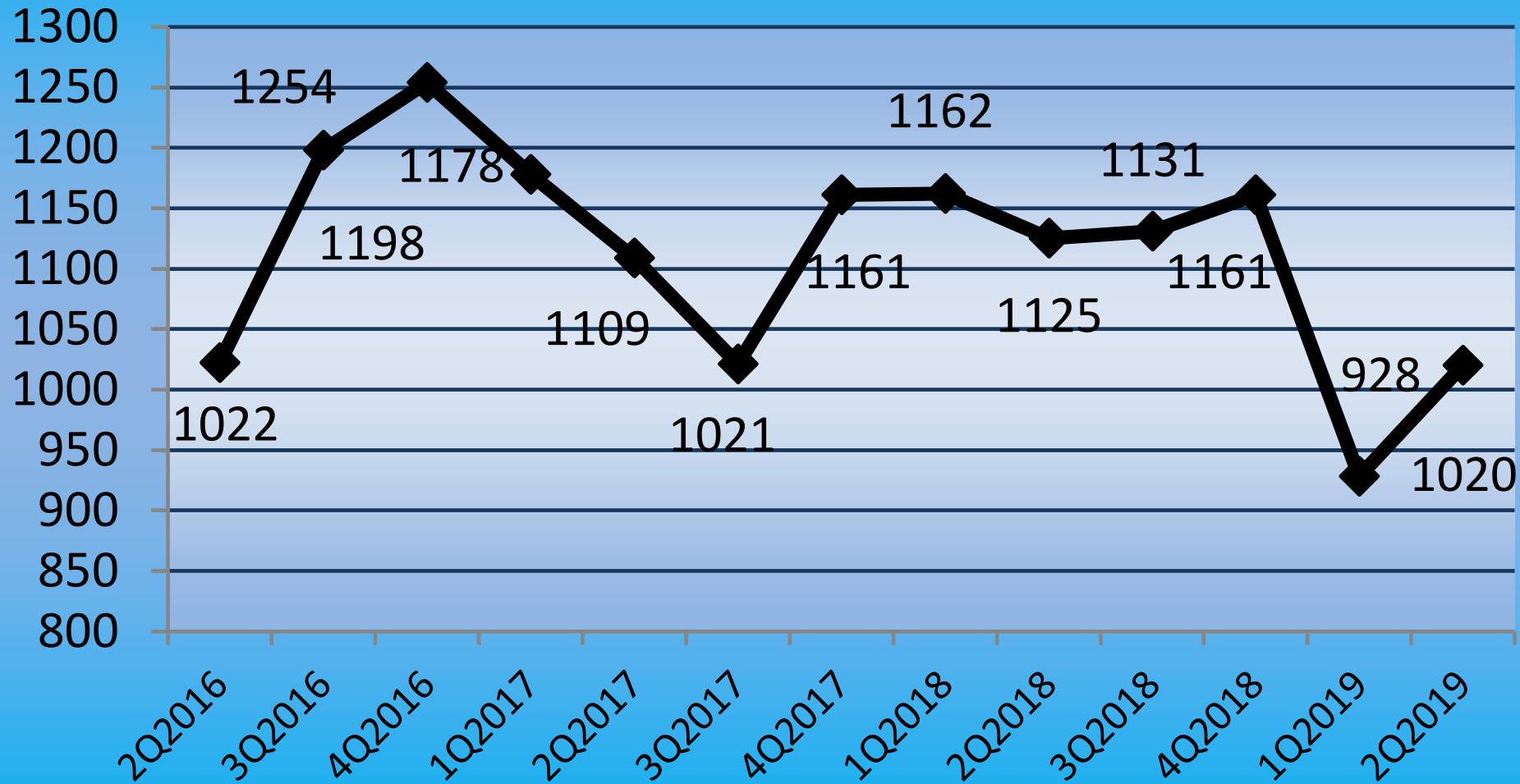
NIBRS Person Crime By Quarter 2016-2019



Western State Hospital NIBRS Person Crime 2016-2019 (By Quarter)

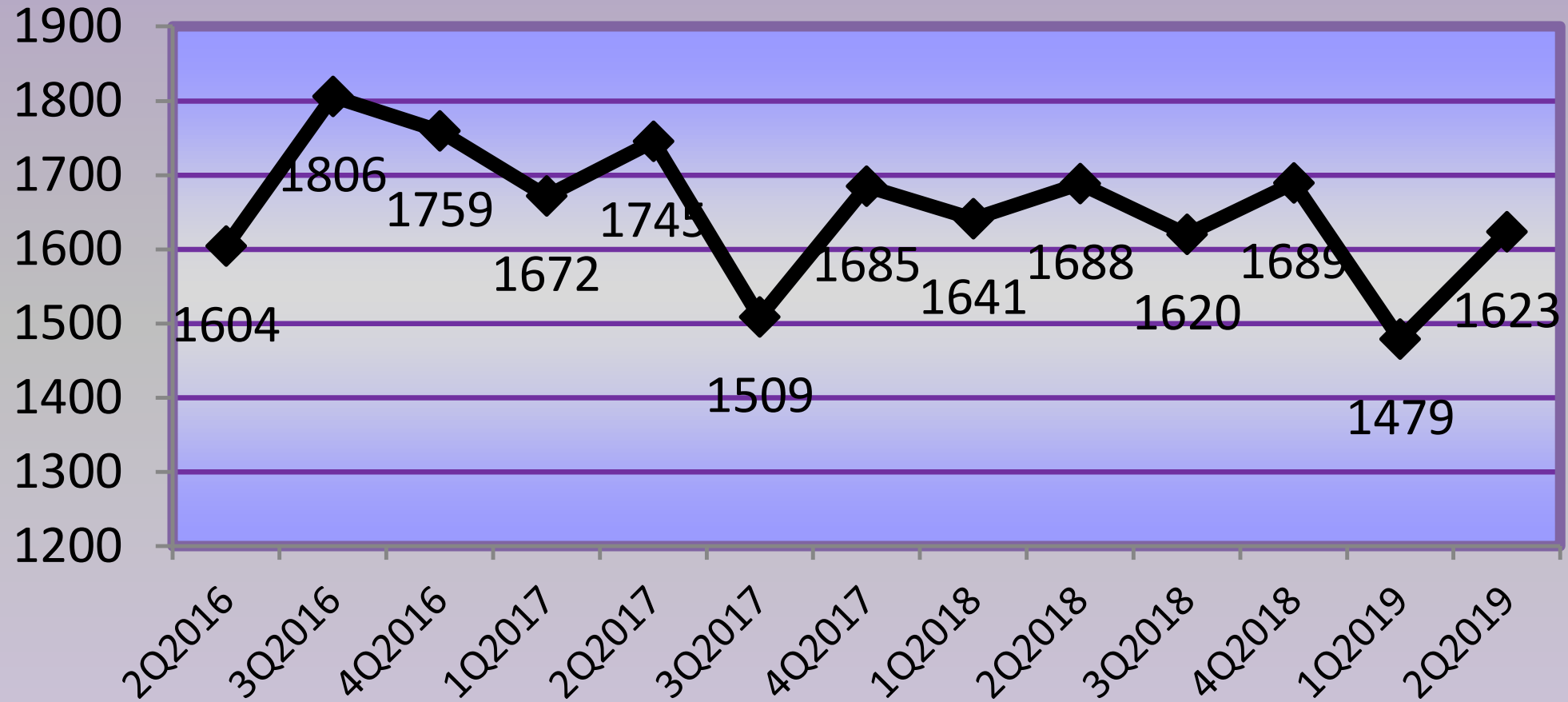


NIBRS Property Crime By Quarter 2016-2019

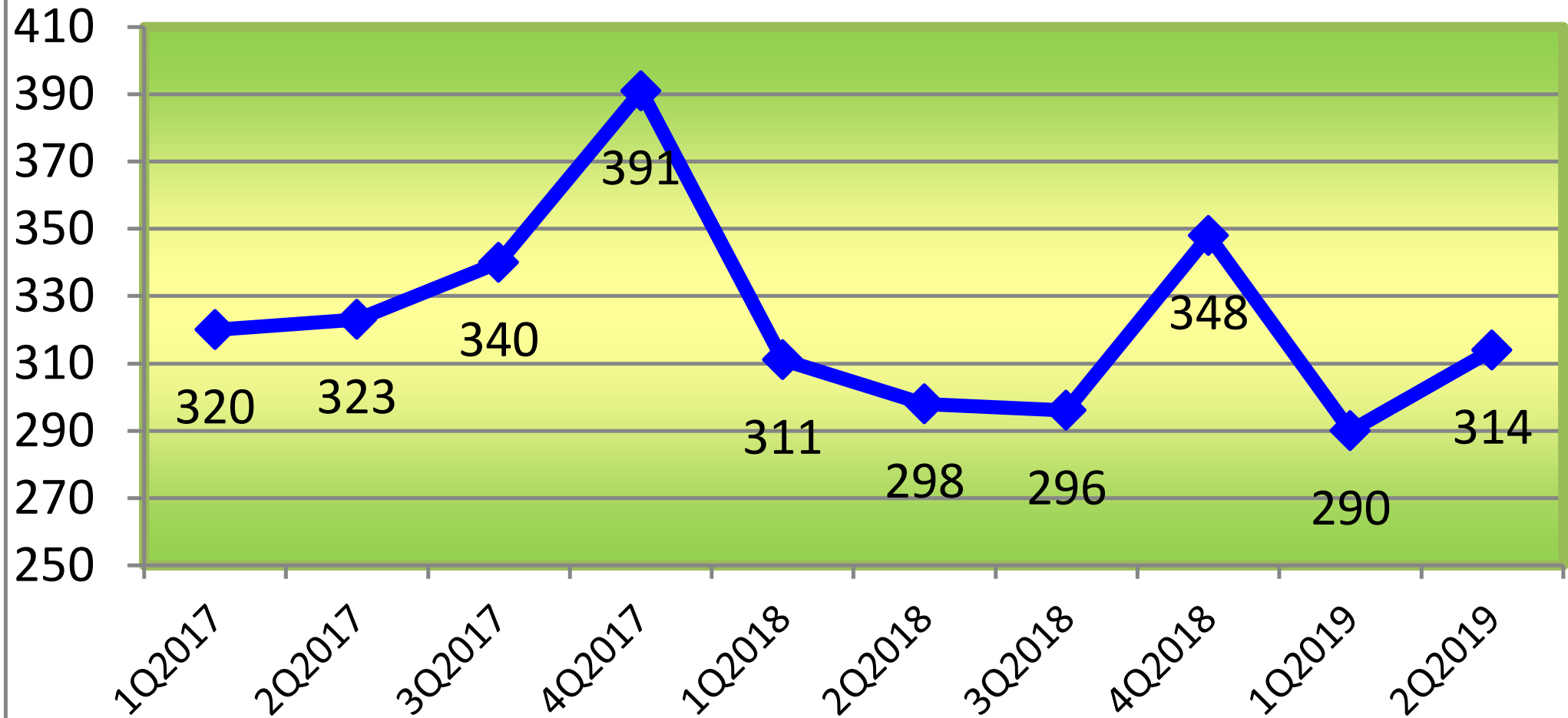


* Vandalism increased by 51 incidents from the 1st quarter. This was primarily related to graffiti. See incident summary slide for information about arrests.

NIBRS Total Crime 2016-2019

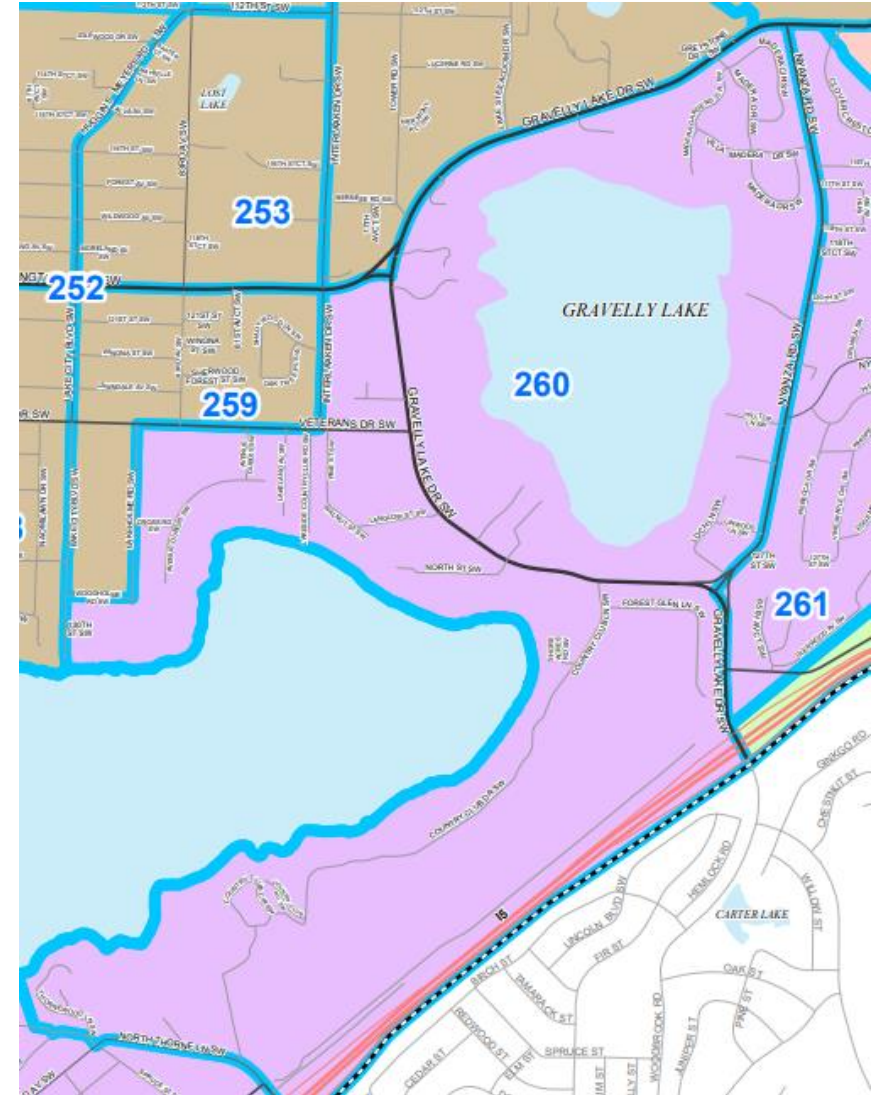
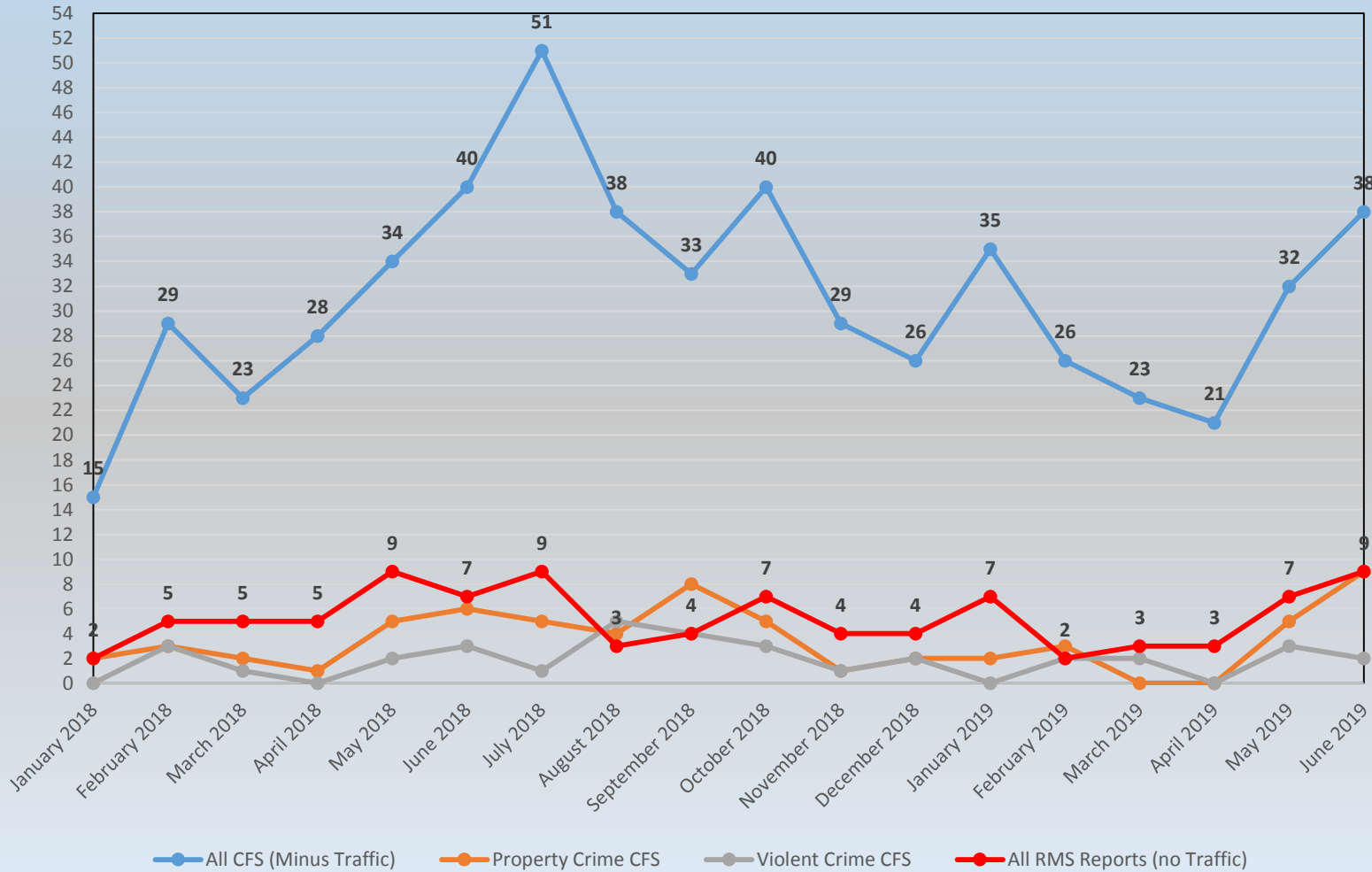


Total Accidents By Quarter (Reports) 2017-2019



18 Months of Activity in Census Block 260 (Gravelly Lake) approximate population: 1094

Census Block 260 (Gravelly Lake) Calls For Service and Reports 2018 Thru June 2019



Adult Family Homes 2nd Quarter 2019 Calls For Service (Top 40 of 99)

Adult Family Home Name	Address	LD	2Q2019	Total2019
Woodville B AFH	7408 96th Ave SW	LD06	14	19
Alpha Palace AFH	7402 Coral Ln SW	LD06	10	12
Bethel Two AFH	9116 78th St SW	LD06	10	16
Maple 2 AFH	7838 78th Ave SW	LD06	9	12
Blessed AFH	8301 Onyx Dr SW	LD06	8	9
Bethel Three AFH	9113 Onyx Dr SW	LD06	7	11
Woodville1 AFH	6909 Topaz Dr SW	LD06	7	10
Heavenly Angels AFH	6522 Ardmore Dr SW	LD04	6	9
Brook House 2 AFH	7118 Turquoise Dr SW	LD06	5	5
Clover Park AFH	11308 Clover Park Dr	LD04	5	16
Gracious One AFH	11803 Tomahawk Rd SW	LD04	5	6
Heart of Gold AFH	11713 Mountbrook LN SW	LD01	5	8
Brook House AFH	8202 Garnet Ln SW	LD06	4	6
Complete Care AFH	7006 Turquoise Dr SW	LD06	4	7
Grace & Hope? AFH	7409 Coral Ln SW	LD06	4	5
Grace & Hope AFH	6805 86th St SW	LD06	4	7
Life Fulfilled AFH	7309 97th Ave SW	LD06	4	7
San Lorenzo AFH	8421 Alva Ave SW	LD05	4	7
Angel of Mercy AFH	10113 Becker Dr SW	LD04	3	3
Autumn Living Villa AFH	6419 Nyanza Park Dr SW	LD01	3	4
Comfort Haven 1 AFH	11811 Tomahawk Rd SW	LD04	3	4
Essymons Devoted AFH	7413 90th Ave SW	LD06	3	4
Grace Garden AFH	9029 Carol Ave S	LD03	3	5
Lochburn AFH	5818 86th St SW	LD06	3	6
Onyx Corner AFH	7926 Onyx Ct	LD06	3	11
Woodville C AFH	8212 Coral Pl SW	LD02	3	4
Assure Care AFH	10902 47th Ave SW	LD04	2	2
Comfort & Care AFH	8902 121st St SW	LD05	2	4
CoralWood AFH	7413 Coral Ln SW	LD06	2	5
Crystal Cottage AFH	111 Candlewyck Dr W	LD06	2	3
Divine Hope AFH	7623 Emerald Dr SW	LD06	2	3
First Care AFH	8310 Zircon Dr SW	LD06	2	2
Hidden Lake3 AFH	5305 110th St SW	LD04	2	2
Life In Abundance AFH	8015 88th STCT SW	LD05	2	2
Oakbrook Place AFH	7408 96th Ave SW	LD06	2	2
Rainbow House AFH	8807 Carol Ave S	LD03	2	5
St Johns AFH	9114 Zircon Dr SW	LD06	2	2
Vine Maple Care AFH	12530 Vine Maple Dr SW	LD01	2	2
Angels' Palace	7701 76th Ave SW	LD06	1	2
Annie's Point AFH	9108 109th St SW	LD05	1	2

2nd Quarter 2019 Analysis

- 1909102255 -8 month old infant was taken to St Claire with multiple injuries from head to toe. The damage done to the child's brain (shaken) is likely permanent although there has been some improvement. The suspect was the father and is currently in trial under Assault 1st.
- 1916202068 – A victim of a gunshot wound showed up at St. Clare Hospital following a shooting at Harry Todd Park in the Tillicum neighborhood of Lakewood. The victim was shot in the leg. The incident may have been gang related and the investigation is ongoing.
- 1916700578 – Homicide on the 6900 block of 146th St SW. Officers responded and discovered two victims and took the suspect into custody. One victim was pronounced dead at the scene from gunshot wounds and another was transported by medical units and expected to recover. Suspect and victims knew each other and lived in the residence.
- Suspect robbed a family at rifle-point. The suspect was arrested in Federal Way. The suspect is a 3 strike candidate and has a long history of robbery in and around Lakewood.
- Crimes Against Person has been steadily rising since 3Q2018 with both Aggravated Assaults and Simple Assaults driving the rise. Approximately 60% of all assaults were domestic violence related (up from approximately 50% the previous quarter).
- Second quarter 2019 Lakewood Adult Family Homes seems to be developing a loose trend within the 99 businesses with Woodville B sitting at the top of both 2Q19 and YTD19 lists at 14 and 19 respectively. Having said that, 13 of the 19 CFS for Woodville B were FIRE (medical calls) . There were some missing persons reported (all returned) but low incidents of violence or persons crimes.
- We saw a notable rise in incidents of graffiti (vandalism) this quarter. On June 25th our bike team was out and contacted two adult males (ages 18 and 27) writing on the table at the skate park. They identified their drawings as being related to several incidents around the city and were arrested. We will evaluate next quarter to see if there is a subsequent decline.

Criminal Investigations: Cases Assigned

- Major Crimes: 120 cases assigned
 - Approximately 64 of the 120 assigned to the WSH Investigator
- Special Assault: 126 cases assigned
 - 57 of the 126 are runaways and missing persons
- Property Proac: 90 cases assigned

SRT activity

- 3 pre-planned incidents
 - Site security for PCLEM ceremony at McGavick Center
 - High risk warrant for Lakewood Special Ops
 - High risk search of homicide scene
- 4 incidents involving on duty SRT assistance with patrol or specialty units
 - Male suspect who threatened his wife with a firearm and refused to exit the house
 - Assist K9 in searching a house with armed suspect hiding inside
 - Assist Lakewood Special Ops with search of large warehouse
 - Assist in surveillance and arrest of armed robbery suspect
- 1 outside agency assist with negotiator
 - Assist WSP and TPD with suicidal person on Tacoma Narrows bridge

SRT activity continued

- 55 hours of training
 - Integration with Pierce transit, Sound Transit, and WPFR

