


Lakewood Police Department Quarterly Crime Report



- [1Q2020 Adult Family Homes](#)
- [2020 Comparison Charts](#)
- [1Q2020 Significant Event Synopsis](#)
- [Operational Impacts of COVID-19](#)



1st Quarter 2020



Lakewood Police Department

1st Quarter 2020 Calls For Service: 12,250 LE (4Q – 14,092 LE)

Lakewood PD Arrests (Felony): 123 (4Q - 1231)

Lakewood PD Arrests (Gross Misdemeanor): 0 (4Q- 1)

Lakewood PD Arrests (Misdemeanor): 261 (4Q – 279)

Warrant Arrests: 170 (4Q – 114)

1st Quarter 2020





City of Lakewood

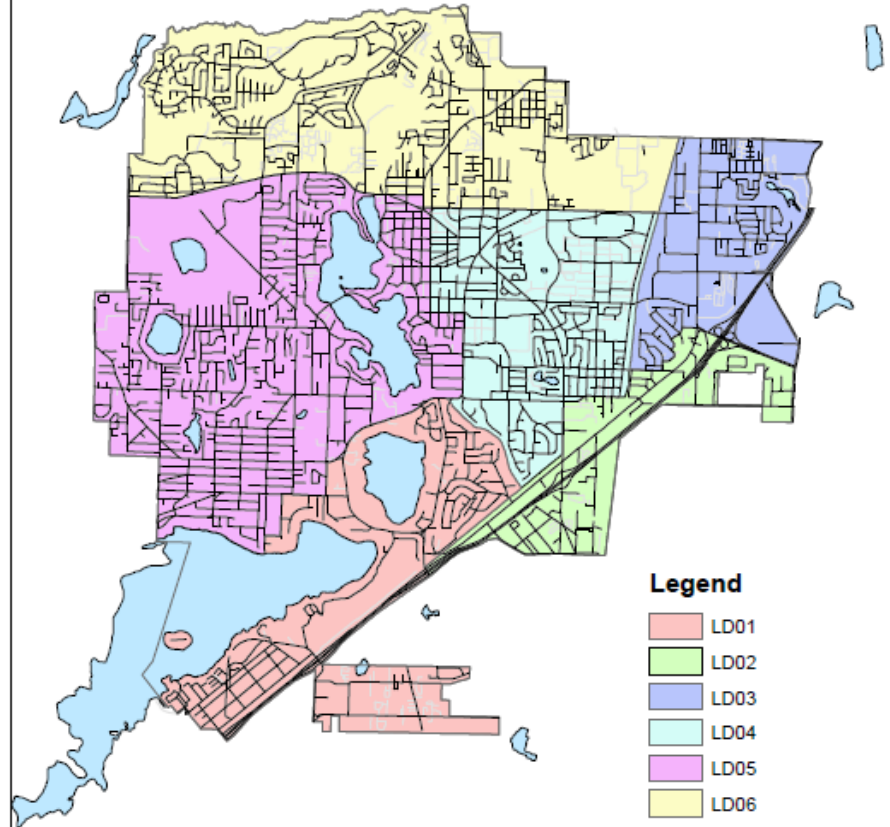


District Map







This product was prepared with care by the Lakewood Police Department Crime Analyst Unit.
City of Lakewood expressly disclaims
any liability for any inaccuracies which may yet be present. This is not a survey.
Call 353-430-0224 for further information.

15 July 2016

\\CIU\CrimAnalyst\Working Folder\GIS Work\DouglasMap\4020100\lakon11117_000.mxd




Legend

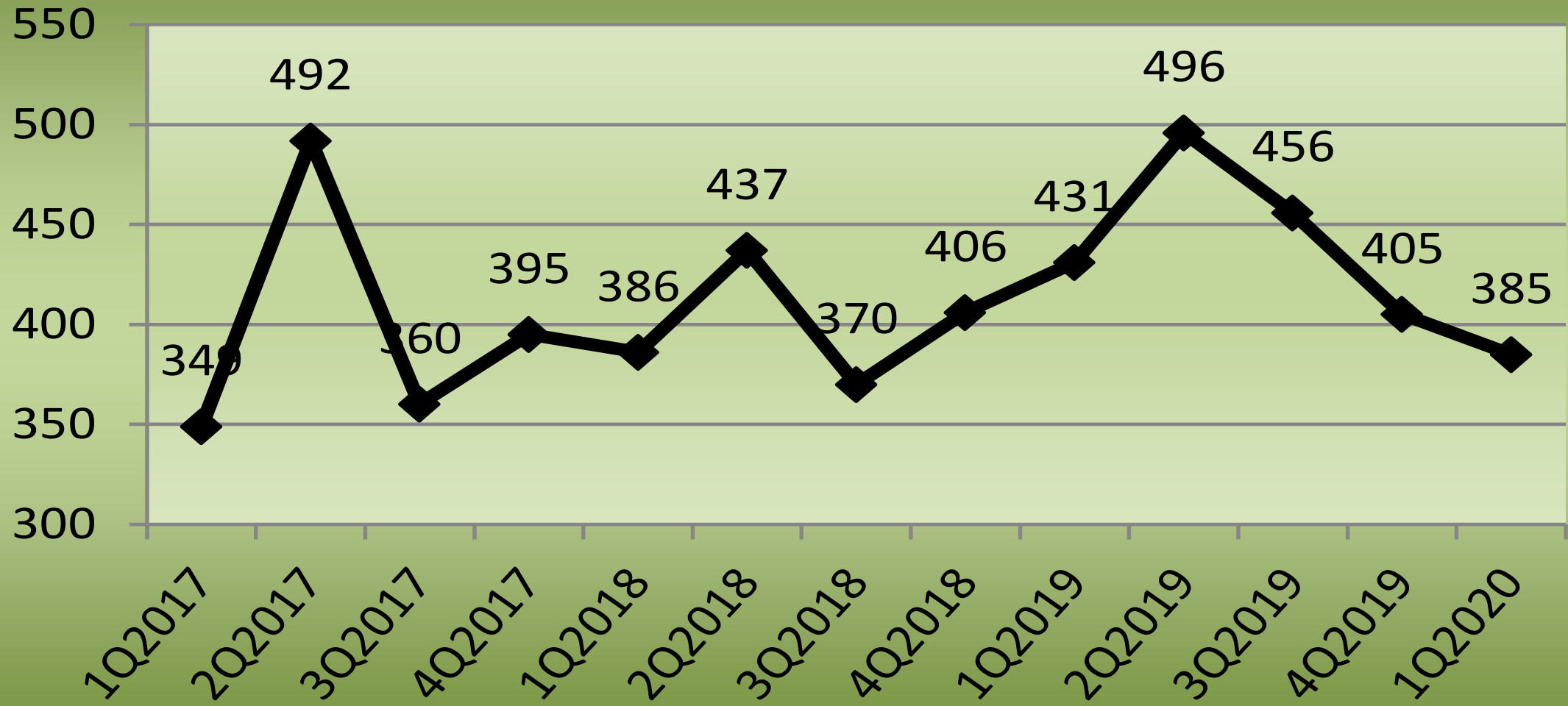
-  LD01
-  LD02
-  LD03
-  LD04
-  LD05
-  LD06



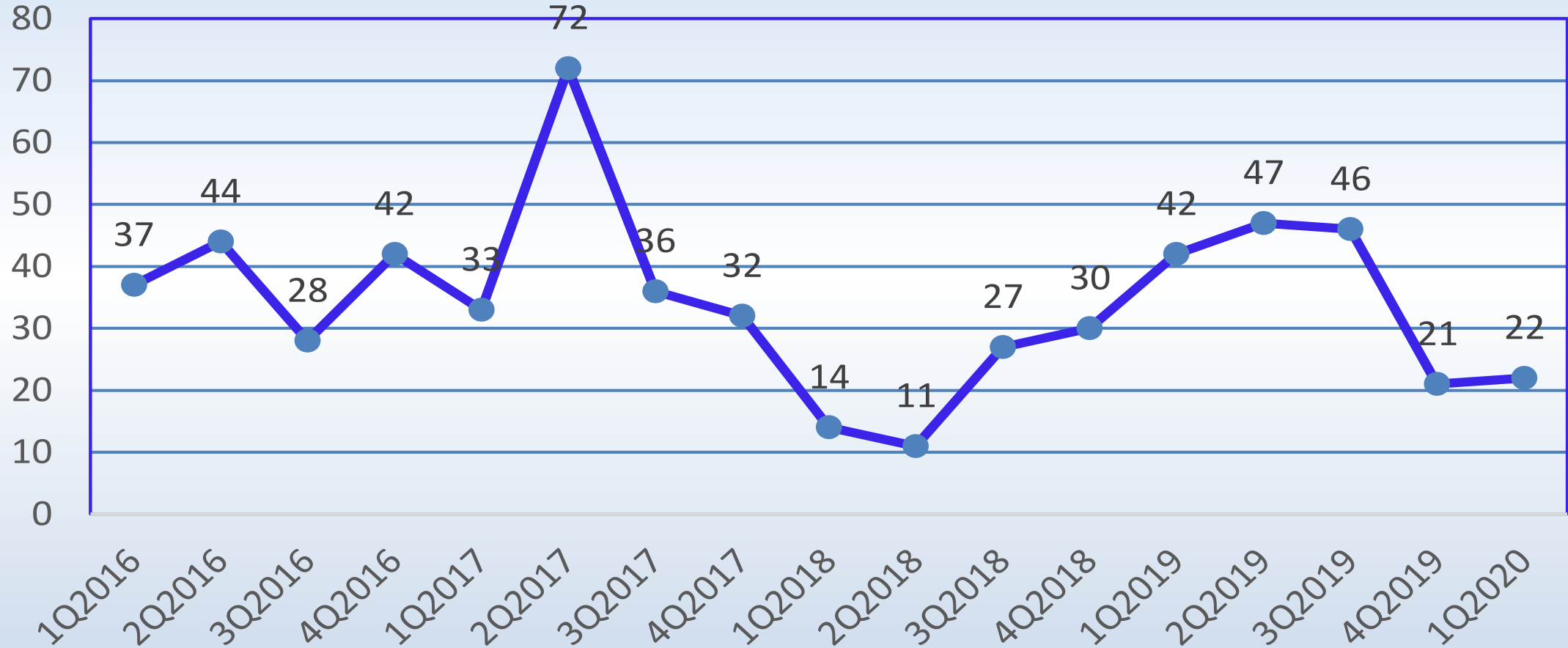
City of Lakewood Incident Report 1Q 2020

	1st Quarter 2020						City		Quarterly Percent Change	City		YTD Percent Change
	LD01	LD02	LD03	LD04	LD05	LD06	4Q2019	1Q2020	4Q19-1Q20	YTD2019	YTD2020	1Q2019-2020
	Person Crimes											
Aggravated Assault	13	22	14	15	6	17	86	87	1.16%	87	87	0.00%
Simple Assault	41	56	28	40	40	59	270	264	-2.22%	305	264	-13.44%
Homicide	1	1	0	0	0	0	1	2	100.00%	0	2	NA
Kidnapping	5	0	0	1	0	6	3	12	300.00%	7	12	71.43%
Sex (Forcible)	0	2	0	2	1	2	9	7	-22.22%	12	7	-41.67%
Sex (NonForcible)	2	1	0	5	0	5	24	13	-45.83%	20	13	-35.00%
Totals and Averages	62	82	42	63	47	89	390	385	-1.28%	431	385	-10.67%
Property Crimes												
Arson	0	0	1	1	0	0	1	2	100.00%	5	2	-60.00%
Bribery	0	0	0	0	0	0	0	0	NA	0	0	NA
Burglary	8	32	18	21	19	18	93	116	24.73%	88	116	31.82%
Counterfeiting	1	1	4	6	1	1	17	14	-17.65%	27	14	-48.15%
Vandalism	23	39	49	56	39	41	240	247	2.92%	250	247	-1.20%
Embezzlement	0	0	0	0	0	0	0	0	NA	0	0	NA
Extortion	0	0	0	0	0	0	4	0	-100.00%	0	0	NA
Fraud	3	7	8	11	5	1	52	35	-32.69%	68	35	-48.53%
Larceny	25	47	50	175	40	70	452	407	-9.96%	399	407	2.01%
Motor Vehicle Theft	6	28	17	18	9	15	79	93	17.72%	79	93	17.72%
Robbery	4	2	1	2	2	3	28	14	-50.00%	26	14	-46.15%
Stolen Property	0	0	0	0	0	0	0	0	NA	0	0	NA
Totals and Averages	70	156	148	290	115	149	966	928	-3.93%	942	928	-1.49%
Society Crimes												
Drug	8	13	24	36	5	8	81	94	16.05%	95	94	-1.05%
Pornography	1	0	0	0	0	2	5	3	NA	4	3	-25.00%
Prostitution	0	0	2	1	0	0	19	3	-84.21%	3	3	0.00%
Open Law Violations	3	6	4	5	2	6	24	26	8.33%	21	26	23.81%
Totals and Averages	13	19	30	42	7	16	129	126	-2.33%	123	126	2.44%
Grand Totals and Av	145	257	220	395	169	254	1485	1439	-3.10%	1496	1439	-3.81%

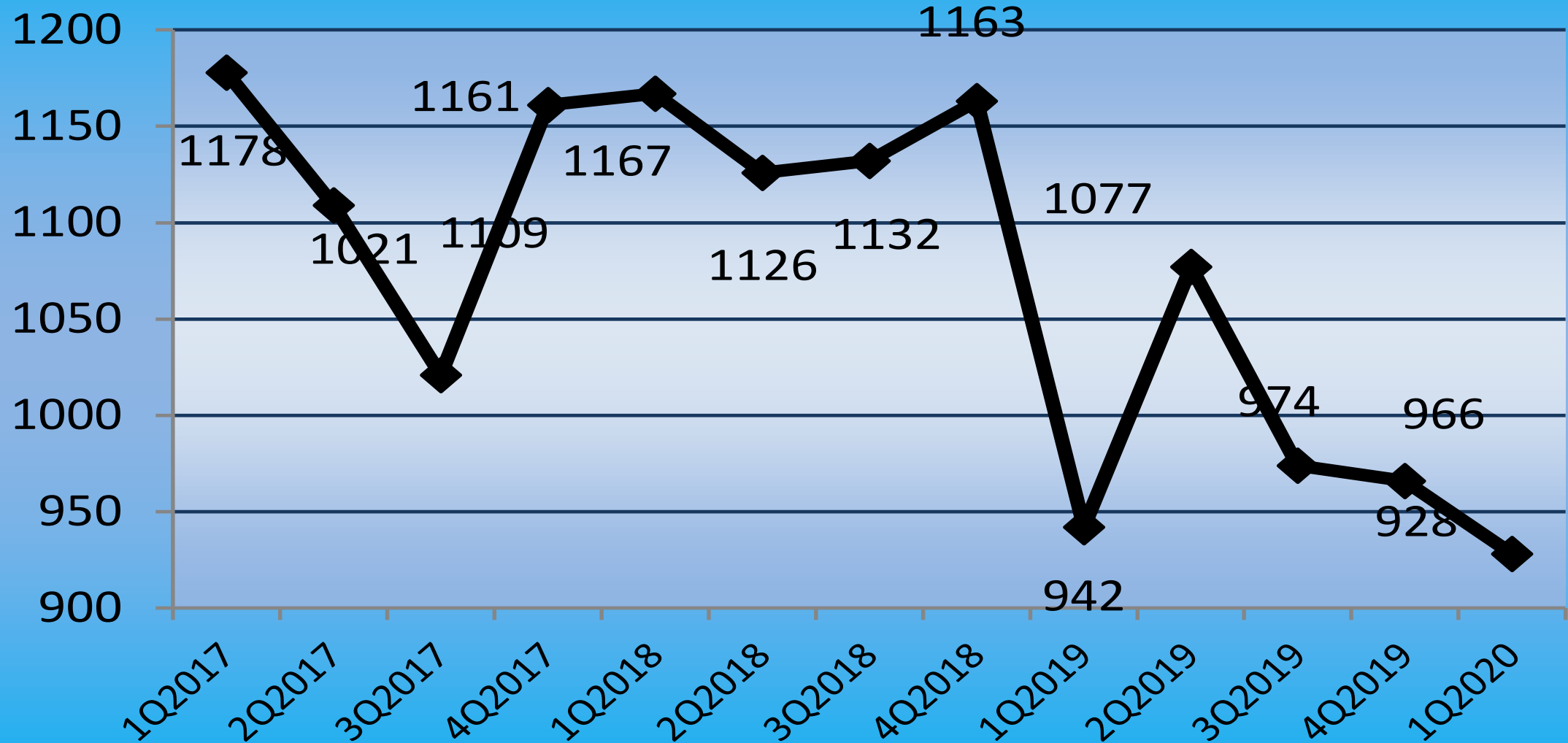
NIBRS Person Crime By Quarter 2017-2020



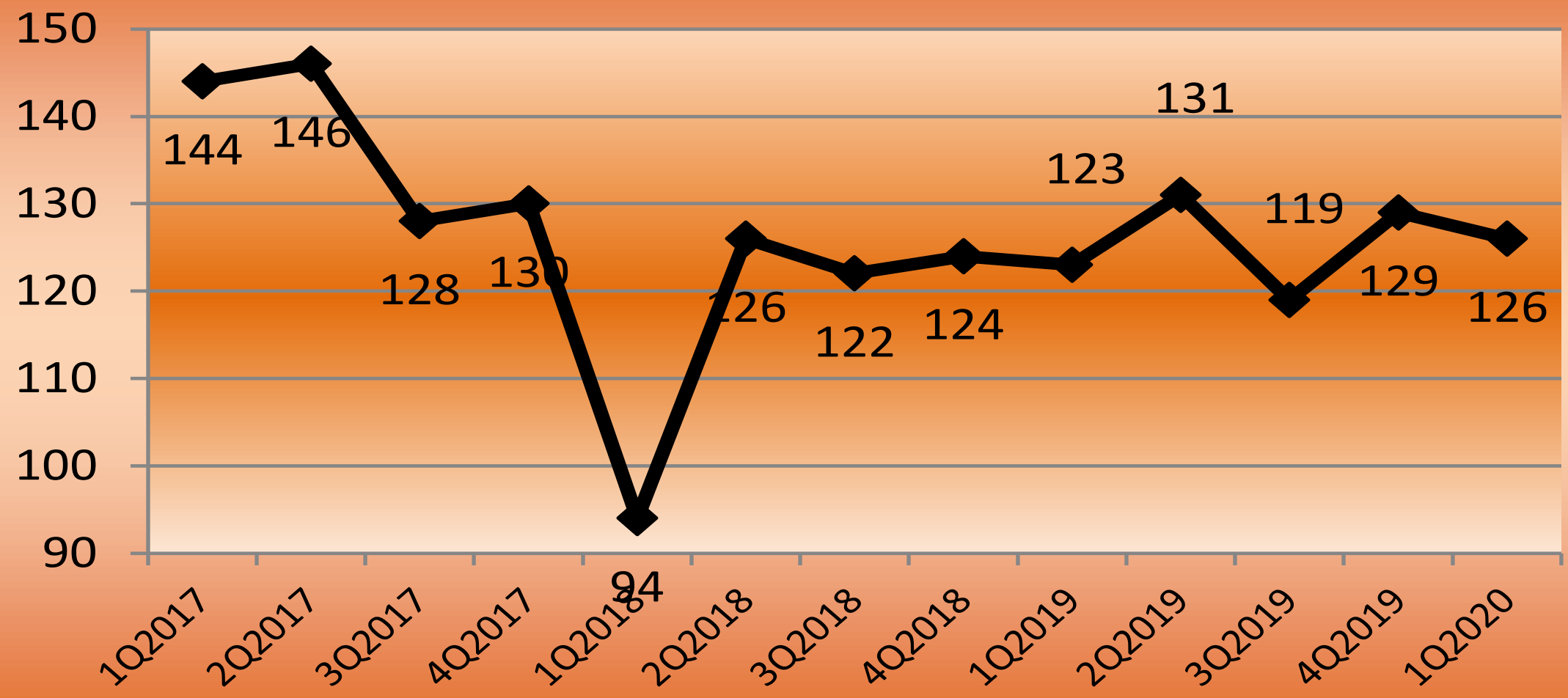
Western State Hospital NIBRS Person Crime By Quarter 2016-2020



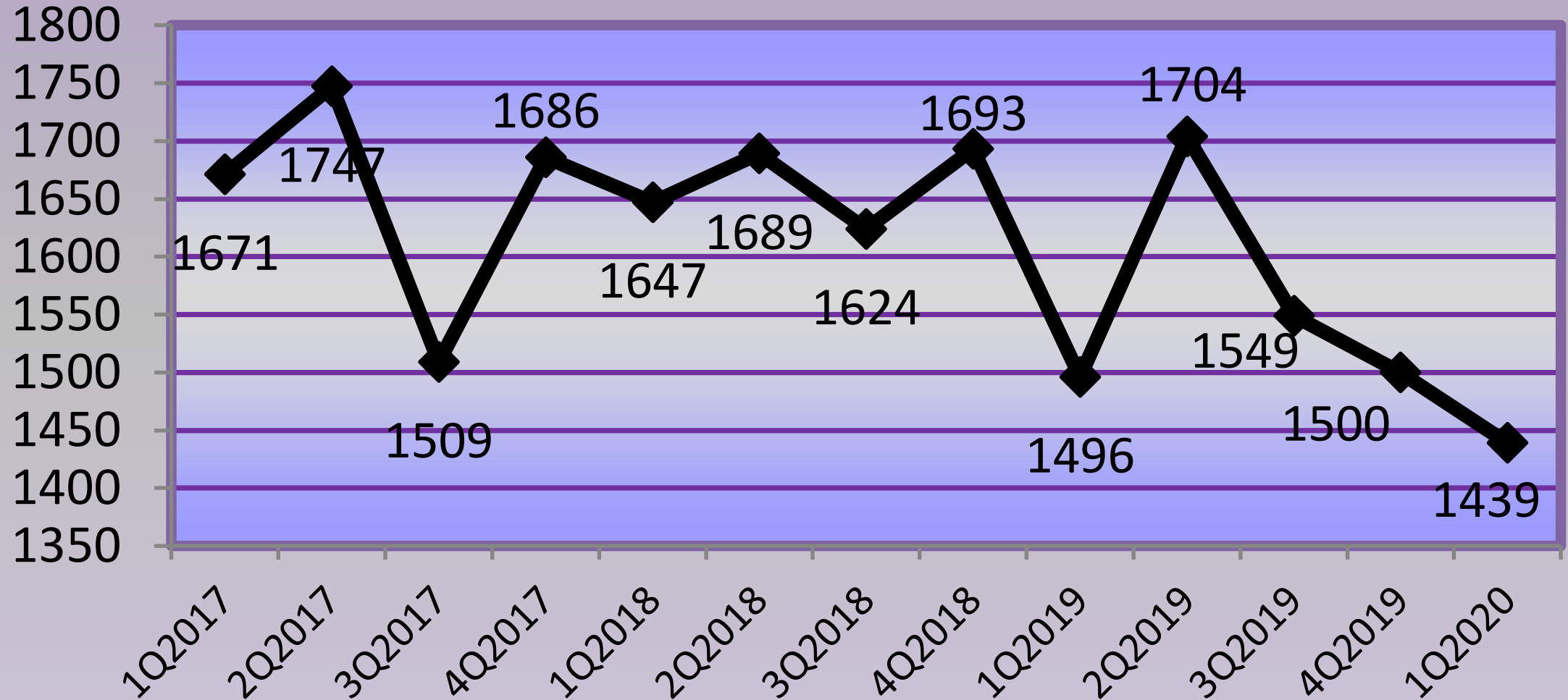
NIBRS Property Crime By Quarter 2017-2020



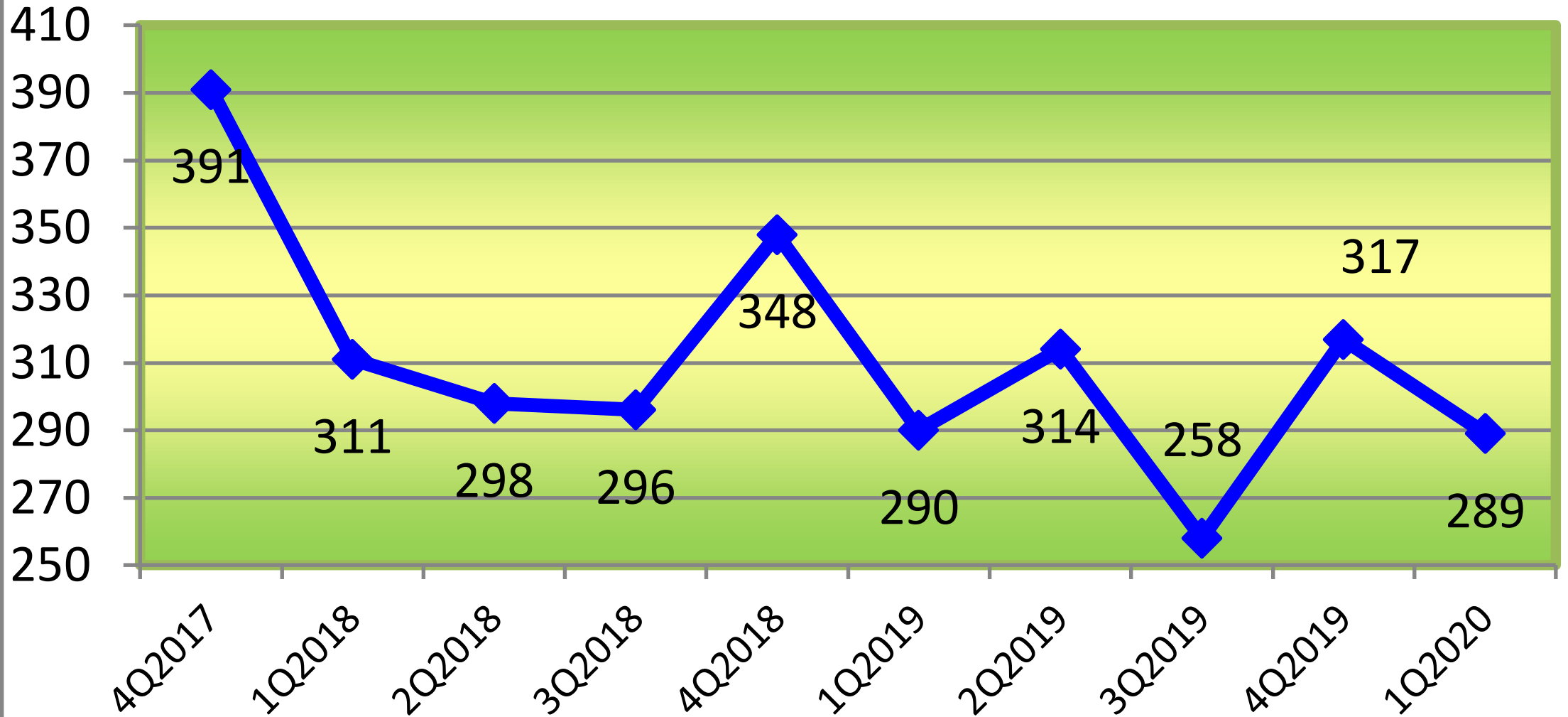
NIBRS Society Crimes By Quarter 2017-2020



NIBRS Total Crime By Quarter 2017-2020



Total Accidents By Quarter (Reports) 2017-2020



Adult Family Homes 1st Quarter 2020 Calls For Service (Top 39 of 106) Fire and Police CFS

Adult Family Home Name	Address	LD	1Q2020	Total2020
Amazing Angels AFH	7905 Jade Dr Sw	LD06	13	13
Mangu AFH	3128 Sylvia Blvd S	LD03	13	13
Paradise AFH	8503 North Way SW	LD05	13	13
Grace Joy 3 AFH	7527 95th Ave SW	LD06	10	10
Peaceful Haven AFH	7016 Cherry Ln Sw	LD05	10	10
Vine Maple Care AFH	12530 Vine Maple Dr SW	LD01	10	10
Alpha Palace AFH	7402 Coral Ln SW	LD06	9	9
Bethel Home 3 AFH	9113 Onyx Dr SW	LD06	9	9
Life In Abundance AFH	8015 88th STCT SW	LD05	8	8
Clover Park AFH	11308 Clover Park Dr	LD04	7	7
Grace & Hope2 AFH	6805 86th St SW	LD06	6	6
Hidden Lake2 AFH	5302 111th St SW	LD04	6	6
Bethel Home 2 AFH	9116 78th St SW	LD06	5	5
Ivy Manor Homecare AFH	2509 91st St S	LD03	5	5
Maple 2 AFH	7838 78th Ave SW	LD06	5	5
Woodville "4" AFH LLC	7201 Turquoise Dr Sw	LD06	5	5
Heart of Gold AFH	11713 Mountbrook LN SW	LD01	4	4
Maple AFH	9505 Maple Ave SW	LD05	4	4
Over The Hill AFH	10314 Lyris Ct	LD05	4	4
Woodville1 AFH	6909 Topaz Dr SW	LD06	4	4
A Grace Joy AFH	7721 91st Ave SW	LD06	3	3
Brooksville AFH	7806 88th Ave SW	LD06	3	3
Happy Hour AFH	11805 Nyanza Rd SW	LD01	3	3
Heavenly Angels AFH	6522 Ardmore Dr SW	LD04	3	3
San Lorenzo AFH	8421 Alva Ave SW	LD05	3	3
Sunshine's Haven AFH	7309 Onyx Dr SW	LD06	3	3
Sylvias Place AFH	12525 Vine Maple Dr SW	LD01	3	3
Assure Care 1 AFH	10902 47th Ave SW	LD04	2	2
Brook House 2 AFH	7118 Turquoise Dr SW	LD06	2	2
Complete Care AFH	7006 Turquoise Dr SW	LD06	2	2
Coral Wood2 AFH	7413 90th Ave SW	LD06	2	2
Grace & Hope1 AFH	7409 Coral Ln SW	LD06	2	2
Gravelly Lake AFH	11502 Gravelly Lake Dr	LD05	2	2
Healing Garden AFH	3118 89th St S	LD03	2	2
Jade Park Care Center AFH	8017 Jade Dr SW	LD06	2	2
Life Star AFH	9104 104th St SW	LD05	2	2
Morningstar AFH	7909 88th Ave SW	LD06	2	2
Vinewood AFH	12010 Docken Ln SW	LD01	2	2

1st Quarter 2020 Analysis

- 2003301728 – Homicide -On 2 February 2020 at 9:38pm, Lakewood Police responded to St Clare Hospital where they discovered the shooting victim who had been dropped off by friends. The victim was dead upon arrival. Investigation determined the shooting occurred at 7519 146th St SW (Meadowbrook Apartments) in the Woodbrook neighborhood of Lakewood. Exhaustive investigation worked from the friend of the deceased, to the driver of the car and eventually to the shooter (driver and shooter were Thurston County residents with extensive criminal histories). Apparently, the victim met the two suspects to purchase marijuana and was shot when he approached the vehicle with the suspects. Multiple arrests have been made.
- 2004200098 – On 11 February 2020 at 01:17am, Lakewood Police responded to 14900 Union Ave SW (Union Crest Apartments) for a report of a shooting. Upon arrival, officers found a female victim with an obvious and fatal gunshot wound to the head. With only a description of a vehicle, Lakewood detectives worked through complicated evidence until 3 arrests were made. The victim and suspects were acquainted and the motive appears to be robbery.
- Crimes Against Persons fell in the 1st Quarter of 2020 but not as much as one would expect during the Coronavirus period that started in the beginning of March. Aggravated Assaults rose by a single assault from 4th Quarter 2019 to 1st Quarter 2020. Kidnapping (which includes Unlawful Imprisonment) spiked in 1st Quarter 2020 mostly from 9 incidents and 12 victims.
- Crimes Against Property fell again (3 quarters in a row from a spike in 2Q2019). With people home and businesses closed during the COVID19 crisis, Commercial Burglaries drove burglary numbers (rise of 31.8%). Robberies fell 50% from 4th Quarter 2019 to 1st Quarter 2020 while Motor Vehicle Theft numbers turned upward 25.7%

COVID 19 impacts and mitigation efforts beginning March 13th

- Neighborhood Police Officers and Traffic Officers reassigned to patrol
- Patrol squads advised to stay in the field and only come to the station when necessary.
- More calls referred to online or phone reporting.
- Call receivers ask about COVID symptoms to advise officers of the potential need for PPE.
- Officers advised to limit routine traffic stops.
- Reminders given to adhere to social distancing rules when on calls, even with each other.
- No two person cars with the exception of two training officers (no other option).

COVID 19 impacts and mitigation efforts continued

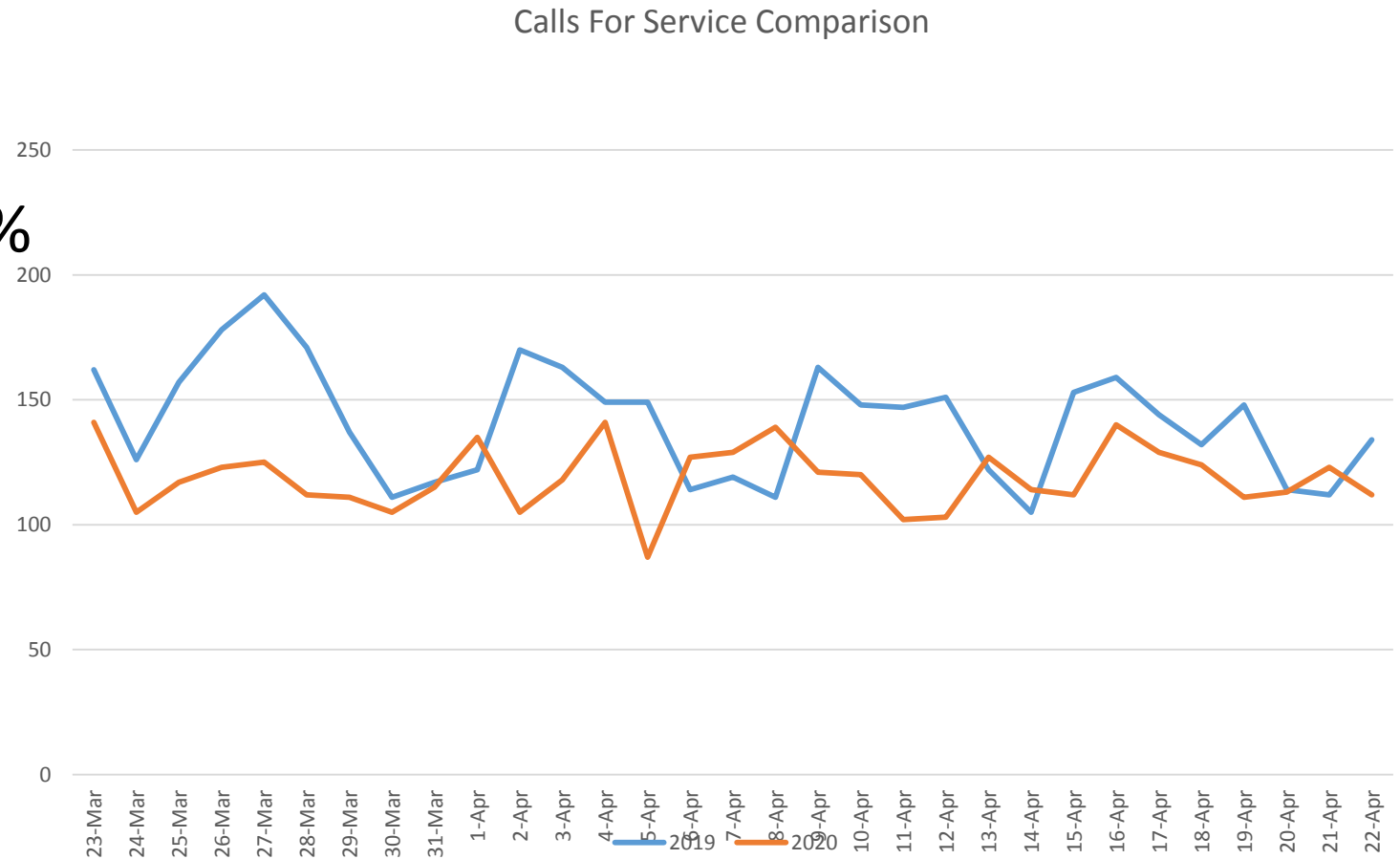
- No more than two days of leave authorized unless already scheduled.
- Investigative division on a rotational schedule with minimal personnel at the station. The rest teleworked and were available to come in if needed.
- Administrative and limited commission staff provided resources to telework.
- Front lobby locked. People coming to the station had to call the front desk to state their business. (The protection order kiosk remained open).
- Frequent dissemination and use of cleaning products.
- 4 officers known tested for COVID- all negative.
- All in-person training cancelled.

Available PPE As of April 22nd

- 2000 N95 masks
 - Acquired through advanced purchasing and County DEM
 - UV decontamination method allows reuse up to three times
- 300 KN95 masks
 - Acquired through donations
 - Kept in reserve as back-ups to the N95s
- 1000 surgical masks
- Several gallons of hand sanitizer
- Good supply of sanitizing wipes and spray

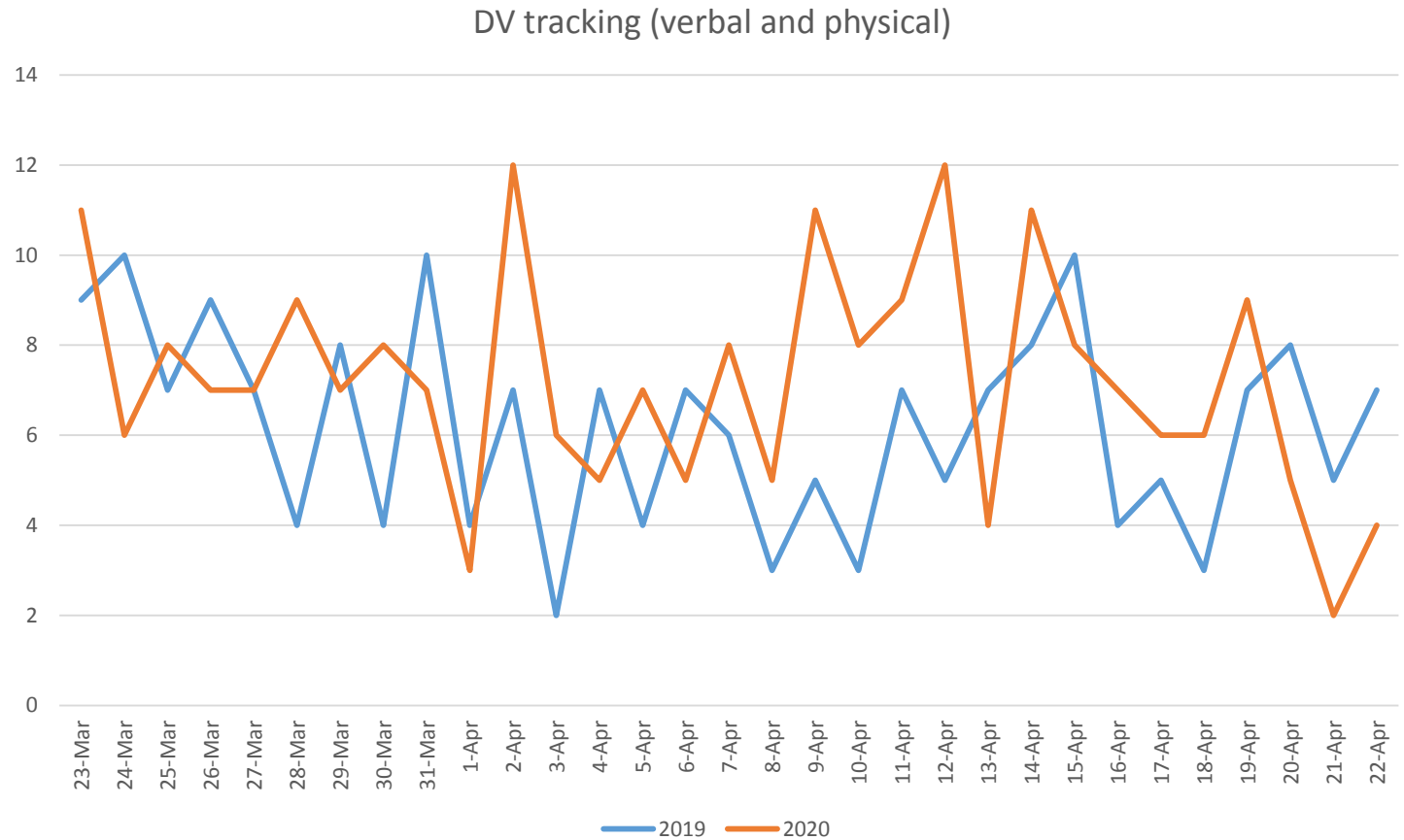
Calls for Service March 23rd through April

- 2019: 4380
- 2020: 3686
- Percent change: -15.8%



DV Calls for Service Mar 23rd to April 22nd

- 2019: 192
- 2020: 223
- Percent change: +16%



Jail bookings

- Pierce County (March 13th through April 15th)
 - 2019: 44
 - 2020: 21
 - Percent change: -52%
- Nisqually
 - 2019 (March 15th to Apr 30th): 145
 - 2020 (March 15th to Apr 24th): 58
 - Percent change: -60%

Questions?