



## **LAKEWOOD CITY COUNCIL STUDY SESSION AGENDA**

Monday, July 27, 2020  
City of Lakewood  
7:00 P.M.

Residents can virtually attend City Council meetings by watching them live on the city's YouTube channel:

<https://www.youtube.com/user/cityoflakewoodwa>

Those who do not have access to YouTube can call in to listen by telephone via Zoom: Dial +1(253) 215- 8782 and enter participant ID: 868 7263 2373

---

Page No.

### **CALL TO ORDER**

### **ITEMS FOR DISCUSSION:**

- (2) 1. Review of 2<sup>nd</sup> Quarter Police Report. – (Memorandum)
- (18) 2. Abatement Program Update. – (Memorandum)
- (66) 3. Review amendments to the CDBG CARES Act Program. – (Memorandum)

### **ITEMS TENTATIVELY SCHEDULED FOR THE AUGUST 3, 2020 REGULAR CITY COUNCIL MEETING:**

- 1. Boys and Girls Club of South Puget Sound Youth of the Year Recognition of Charles Johnson, Jr.
- 2. Clover Park School District Report.
- 3. Appointing 2020-21 Youth Councilmembers. – (Motion – Consent Agenda)
- 4. Review appointment of Pierce County Independent Team Non- Law Enforcement Community Representative. – (New Business– Regular Agenda)

### **REPORTS BY THE CITY MANAGER**

### **CITY COUNCIL COMMENTS**

### **ADJOURNMENT**


*Persons requesting special accommodations or language interpreters should contact the City Clerk, 253-983-7705, as soon as possible in advance of the Council meeting so that an attempt to provide the special accommodations can be made.*

<http://www.cityoflakewood.us>

# Lakewood Police Department Quarterly Crime Report



- [NIBRS Incidents for 2Q2020 by District](#)
- [2020 Comparison Charts](#)
- [2Q2020 Significant Event Synopsis](#)
- [Fireworks Calls For Service](#)
- [YTD Use of Force](#)



**2nd Quarter 2020**



## Lakewood Police Department

**2nd Quarter 2020 Calls For Service: 12,587 LE (1Q – 12,250 LE)**

**Lakewood PD Arrests (Felony): 83 (1Q -123)**

**Lakewood PD Arrests (Gross Misdemeanor): 2 (1Q- 0)**

**Lakewood PD Arrests (Misdemeanor): 187 (1Q – 261)**

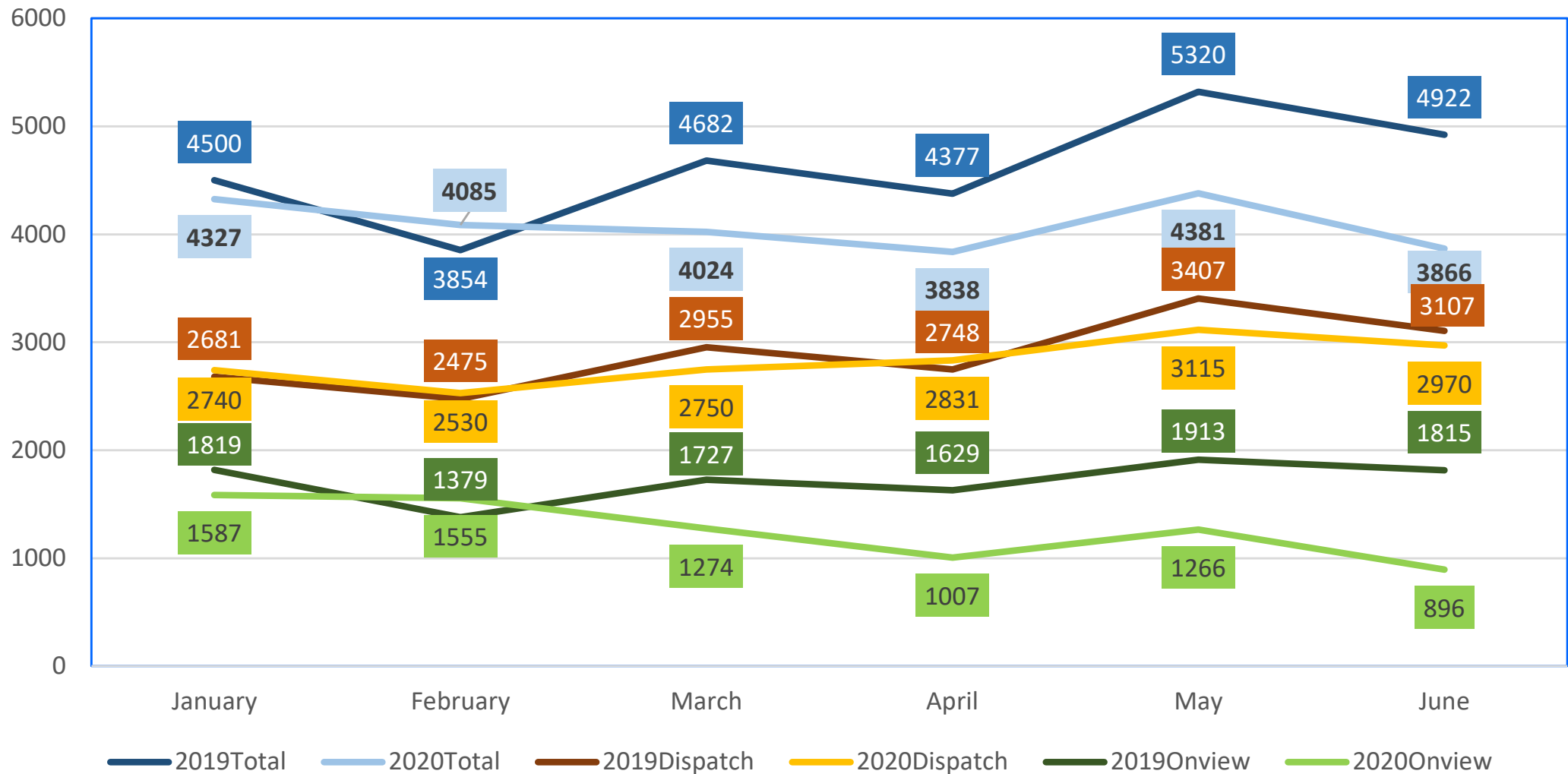
**Warrant Arrests: 79 (1Q – 170)**

**2nd Quarter 2020**




## COVID19 COMPARISON

### 1Q&2Q 2019-2012 CFS Total, Dispatch and Onview

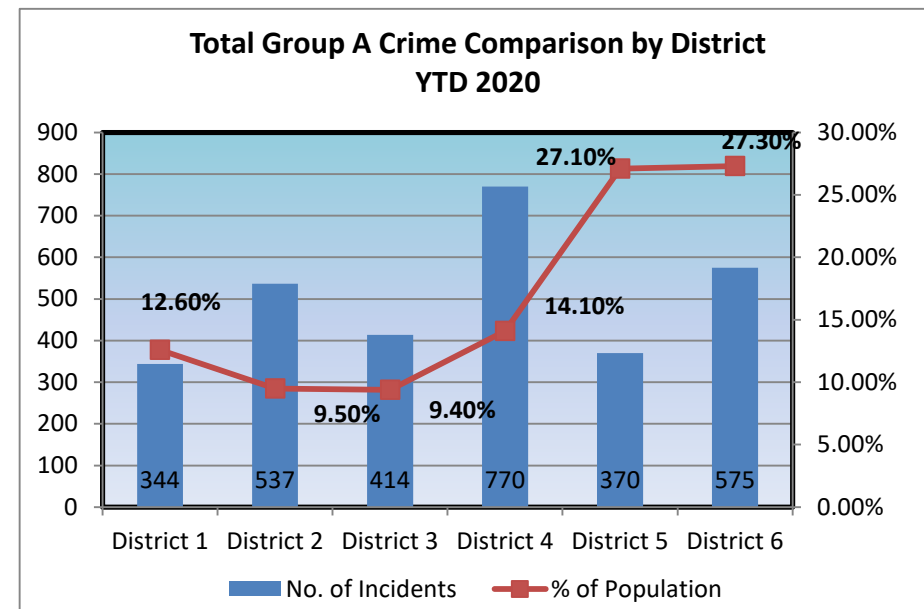
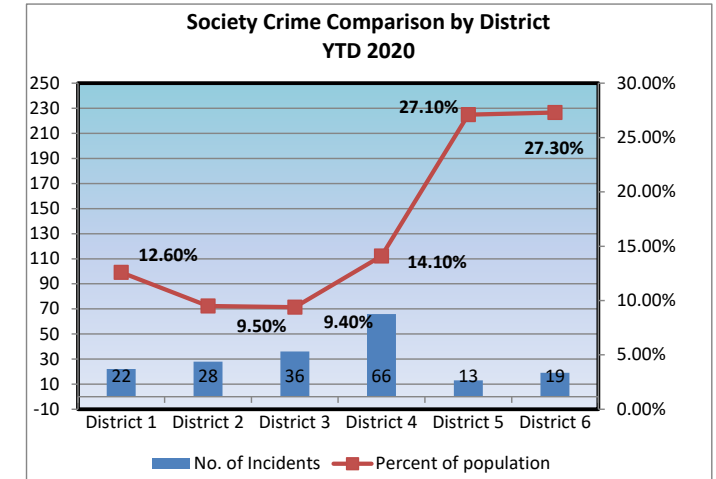
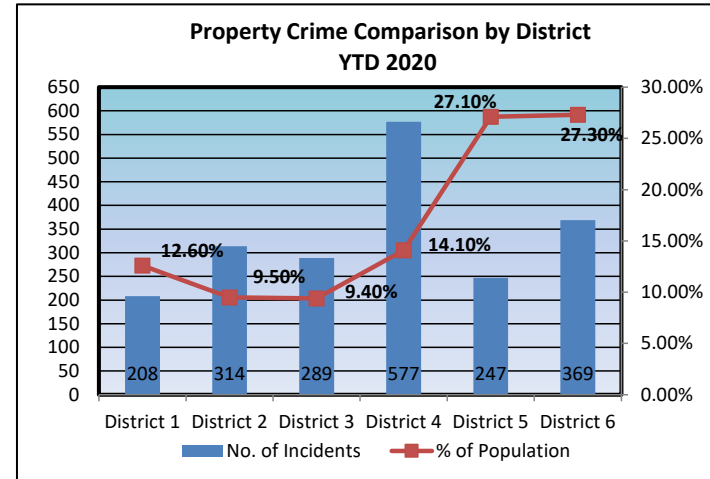
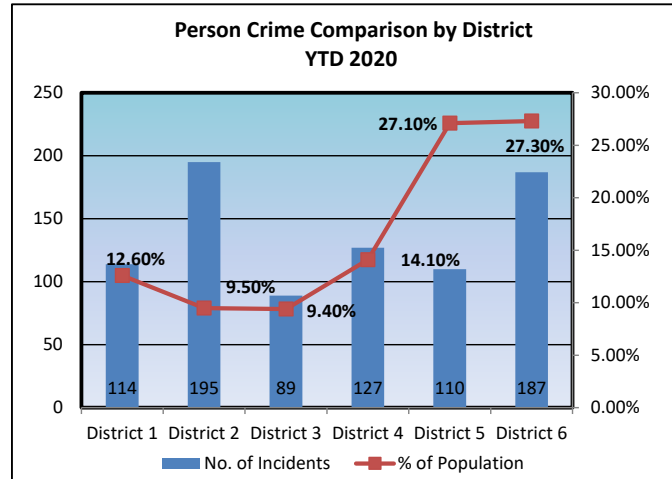




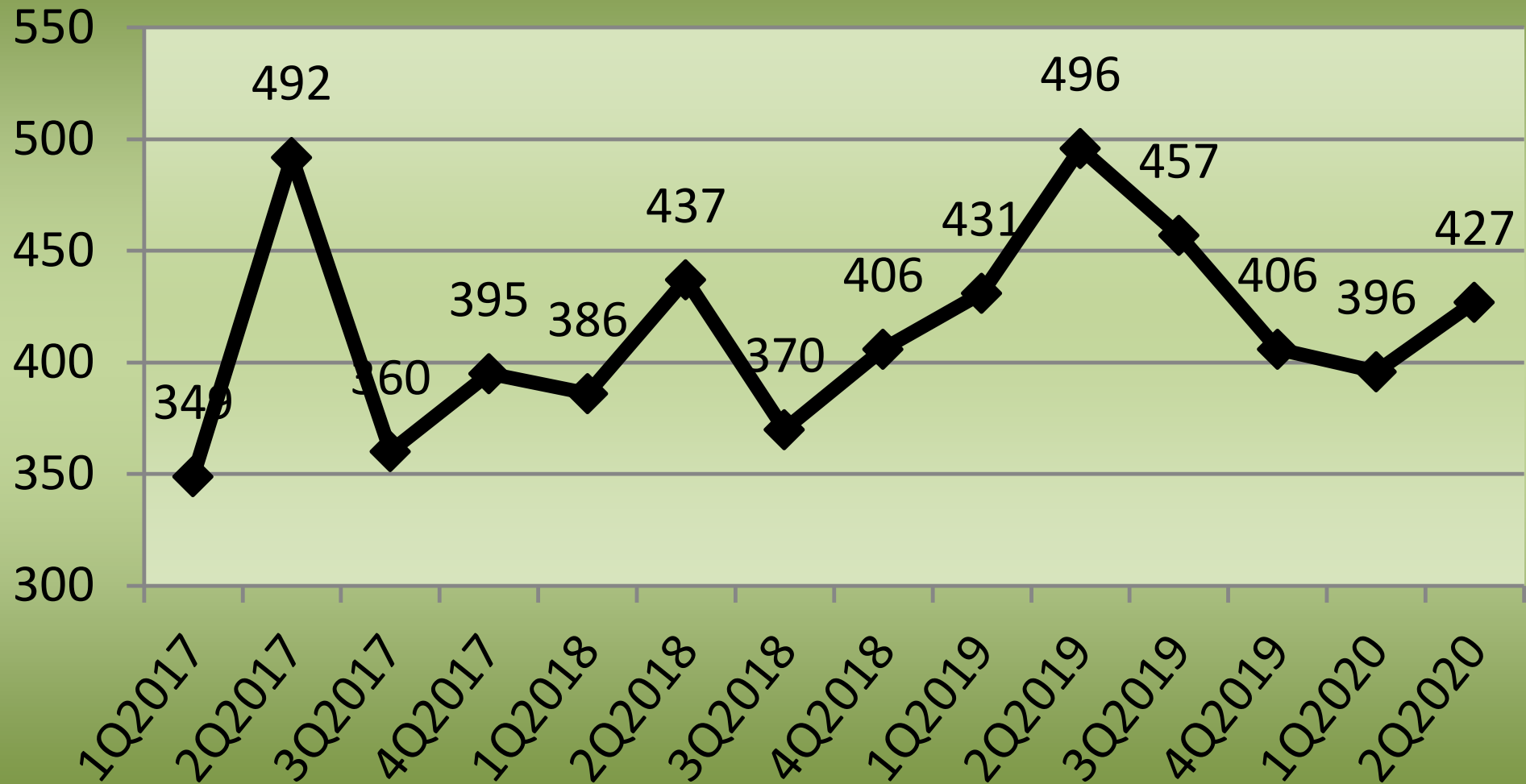
# City of Lakewood Incident Report 2Q 2020

|  | 2nd Quarter 2020 |            |            |            |            |            | City        |             | Quarterly Percent Change | City        |             | YTD Percent Change |
|---|------------------|------------|------------|------------|------------|------------|-------------|-------------|--------------------------|-------------|-------------|--------------------|
|   | LD01             | LD02       | LD03       | LD04       | LD05       | LD06       | 1Q2020      | 2Q2020      | 1Q20-2Q20                | YTD2019     | YTD2020     | 2Q2019-2020        |
|   |                  |            |            |            |            |            |             |             |                          |             |             |                    |
| <b>Person Crimes</b>  |                  |            |            |            |            |            |             |             |                          |             |             |                    |
| Aggravated Assault  | 23               | 37         | 17         | 16         | 19         | 15         | 88          | 127         | 44.32%                   | 189         | 215         | 13.76%             |
| Simple Assault  | 25               | 66         | 26         | 41         | 37         | 70         | 270         | 265         | -1.85%                   | 651         | 536         | -17.67%            |
| Homicide  | 0                | 1          | 0          | 0          | 0          | 0          | 3           | 1           | -66.67%                  | 3           | 4           | NA                 |
| Kidnapping  | 1                | 1          | 1          | 0          | 3          | 3          | 12          | 9           | -25.00%                  | 14          | 21          | 50.00%             |
| Sex (Forcible)  | 2                | 3          | 0          | 4          | 0          | 0          | 10          | 9           | -10.00%                  | 28          | 19          | -32.14%            |
| Sex (NonForcible)   | 0                | 5          | 1          | 1          | 4          | 4          | 13          | 15          | 15.38%                   | 42          | 28          | -33.33%            |
| <b>Totals and Averages</b>  | <b>51</b>        | <b>113</b> | <b>45</b>  | <b>62</b>  | <b>63</b>  | <b>92</b>  | <b>390</b>  | <b>426</b>  | <b>9.23%</b>             | <b>927</b>  | <b>823</b>  | <b>-11.22%</b>     |
| <b>Property Crimes</b>  |                  |            |            |            |            |            |             |             |                          |             |             |                    |
| Arson   | 1                | 1          | 0          | 0          | 0          | 0          | 2           | 2           | 0.00%                    | 7           | 4           | -42.86%            |
| Bribery   | 0                | 0          | 0          | 0          | 0          | 0          | 0           | 0           | NA                       | 0           | 0           | NA                 |
| Burglary  | 20               | 16         | 22         | 21         | 20         | 17         | 118         | 116         | -1.69%                   | 210         | 234         | 11.43%             |
| Counterfeiting  | 1                | 2          | 1          | 1          | 0          | 0          | 15          | 5           | -66.67%                  | 46          | 20          | -56.52%            |
| Vandalism   | 36               | 46         | 37         | 64         | 31         | 70         | 250         | 284         | 13.60%                   | 561         | 534         | -4.81%             |
| Embezzlement  | 0                | 0          | 0          | 0          | 0          | 0          | 0           | 0           | NA                       | 1           | 0           | NA                 |
| Extortion   | 0                | 1          | 0          | 1          | 0          | 2          | 1           | 4           | 300.00%                  | 3           | 7           | NA                 |
| Fraud   | 2                | 5          | 8          | 19         | 11         | 20         | 44          | 65          | 47.73%                   | 130         | 117         | -10.00%            |
| Larceny   | 10               | 49         | 49         | 126        | 50         | 83         | 432         | 367         | -15.05%                  | 851         | 839         | -1.41%             |
| Motor Vehicle Theft   | 50               | 32         | 21         | 30         | 15         | 20         | 94          | 168         | 78.72%                   | 163         | 220         | 34.97%             |
| Robbery   | 8                | 4          | 2          | 4          | 1          | 1          | 14          | 20          | 42.86%                   | 48          | 29          | -39.58%            |
| Stolen Property   | 3                | 0          | 0          | 0          | 0          | 0          | 0           | 3           | NA                       | 0           | 0           | NA                 |
| <b>Totals and Averages</b>  | <b>131</b>       | <b>156</b> | <b>140</b> | <b>266</b> | <b>128</b> | <b>213</b> | <b>970</b>  | <b>1034</b> | <b>6.60%</b>             | <b>2020</b> | <b>2004</b> | <b>-0.79%</b>      |
| <b>Society Crimes</b>   |                  |            |            |            |            |            |             |             |                          |             |             |                    |
| Drug  | 5                | 6          | 5          | 15         | 2          | 1          | 94          | 34          | -63.83%                  | 197         | 128         | -35.03%            |
| Pornography   | 0                | 0          | 0          | 0          | 0          | 0          | 3           | 0           | NA                       | 7           | 3           | -57.14%            |
| Prostitution  | 0                | 0          | 0          | 3          | 0          | 0          | 3           | 3           | 0.00%                    | 7           | 6           | -14.29%            |
| upon Law Violations   | 5                | 3          | 1          | 6          | 3          | 2          | 27          | 20          | -25.93%                  | 43          | 47          | 9.30%              |
| <b>Totals and Averages</b>  | <b>10</b>        | <b>9</b>   | <b>6</b>   | <b>24</b>  | <b>5</b>   | <b>3</b>   | <b>127</b>  | <b>57</b>   | <b>-55.12%</b>           | <b>254</b>  | <b>126</b>  | <b>-50.39%</b>     |
| <b>Grand Totals and Av</b>  | <b>192</b>       | <b>278</b> | <b>191</b> | <b>352</b> | <b>196</b> | <b>308</b> | <b>1487</b> | <b>1517</b> | <b>2.02%</b>             | <b>3201</b> | <b>2953</b> | <b>-7.75%</b>      |

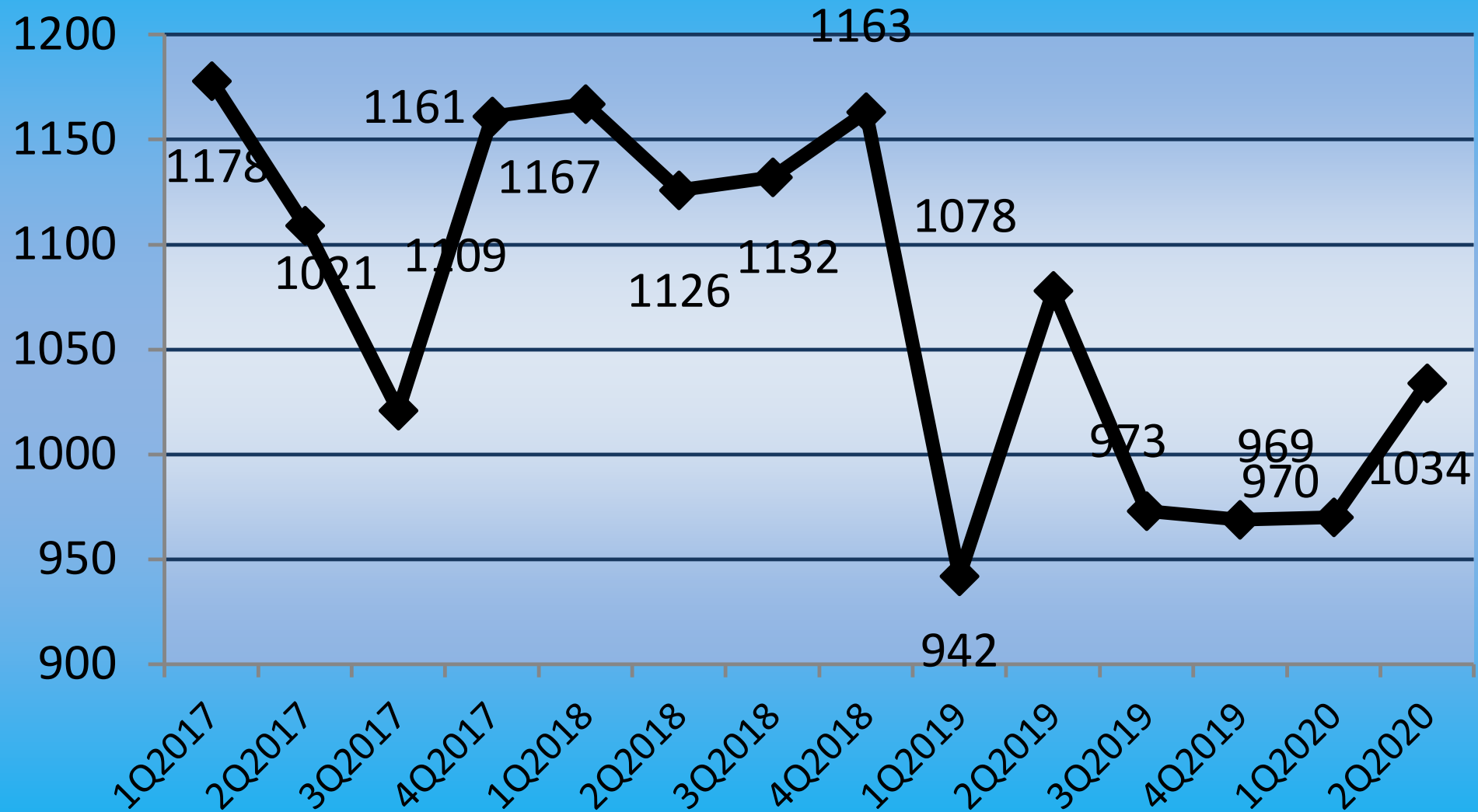
# Comparison Crime Against Population



## NIBRS Person Crime By Quarter 2017-2020



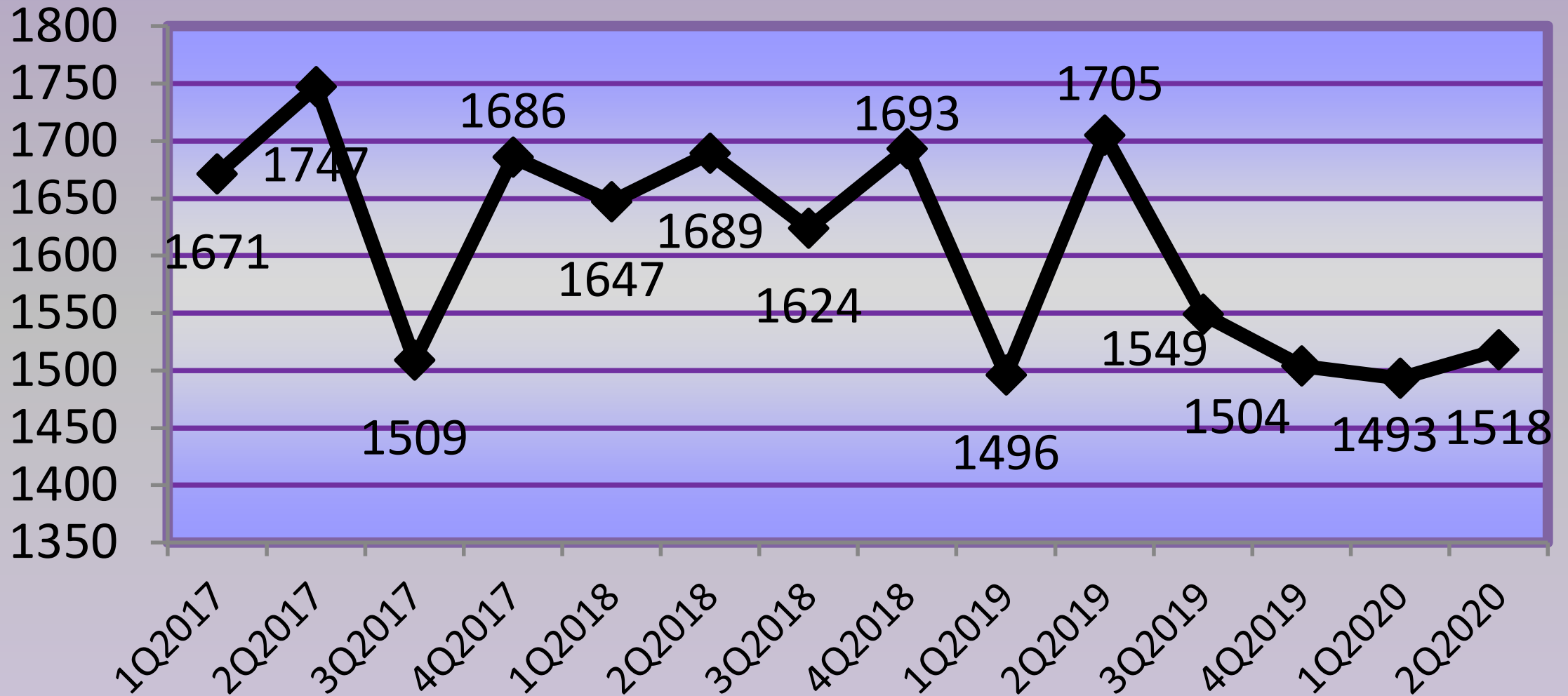
# NIBRS Property Crime By Quarter 2017-2020



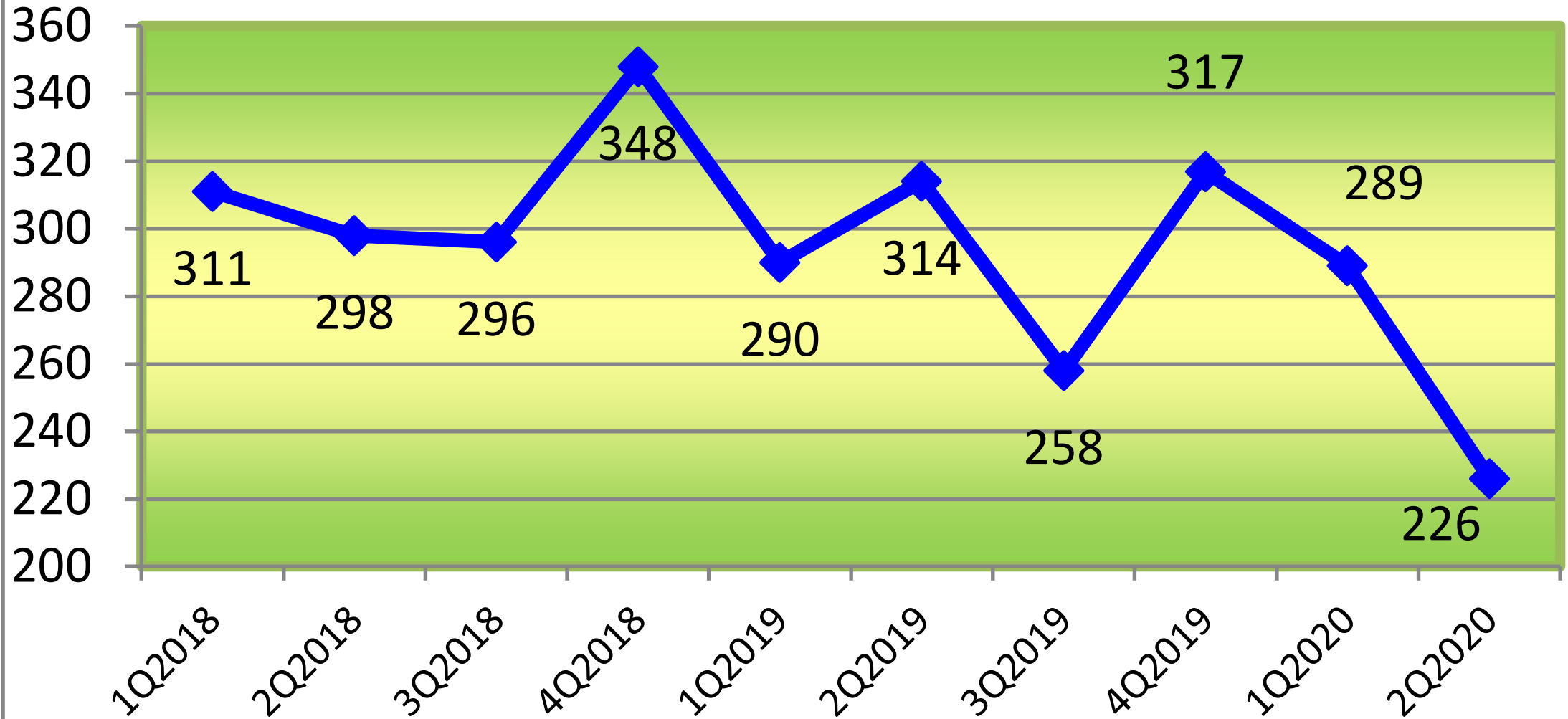
## NIBRS Society Crimes By Quarter 2017-2020



# NIBRS Total Crime By Quarter 2017-2020



## Total Accidents By Quarter (Reports) 2018-2020

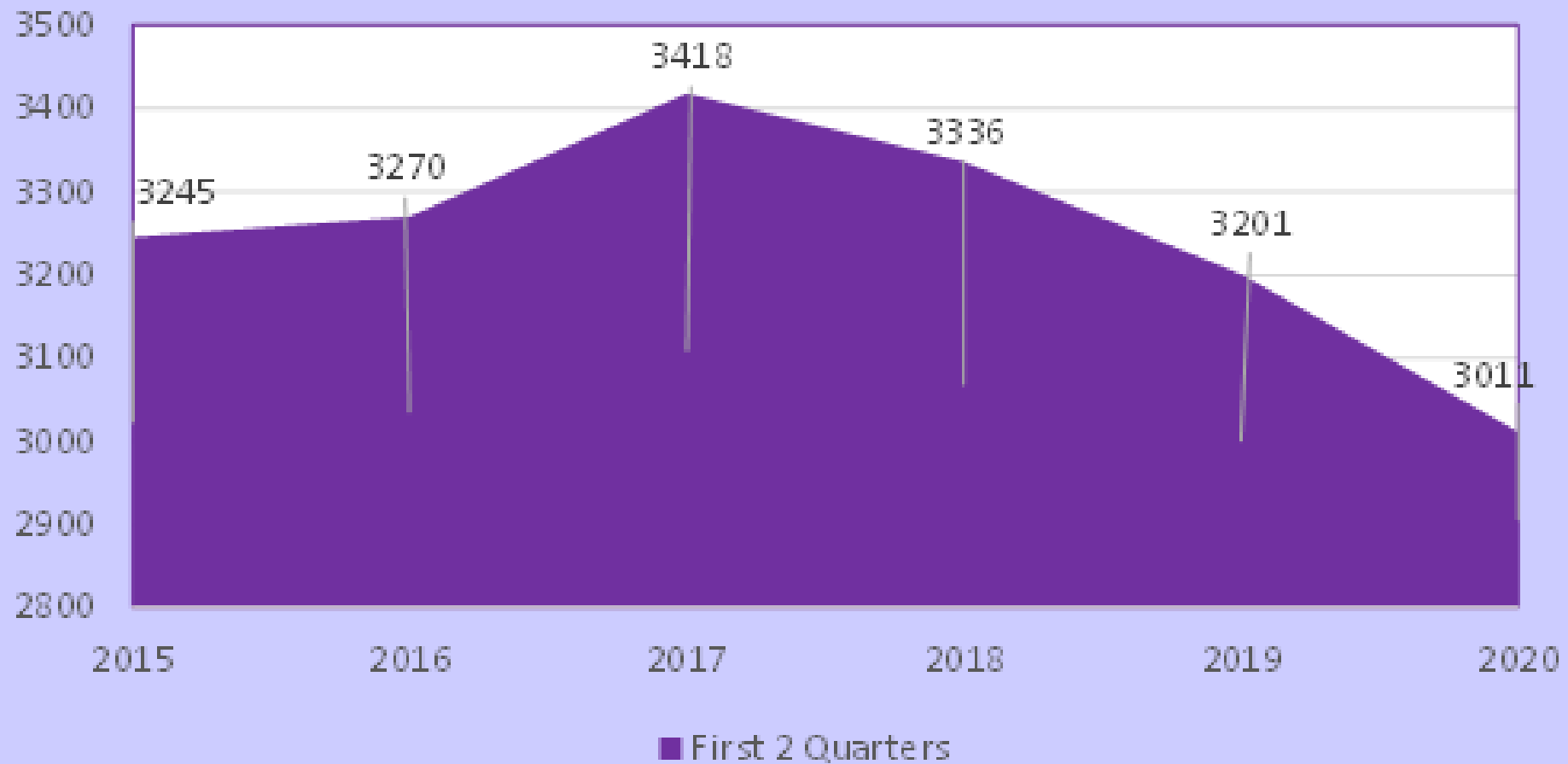




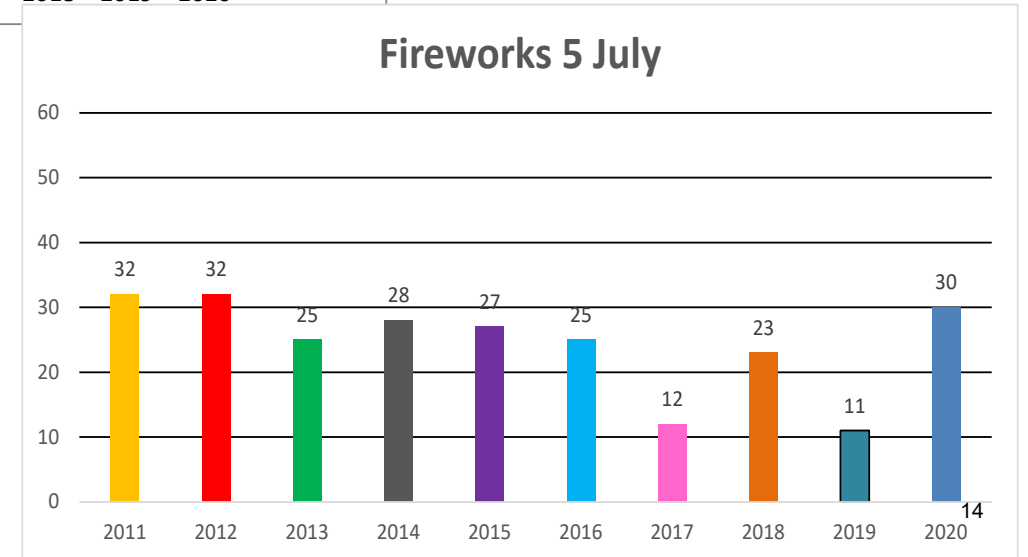
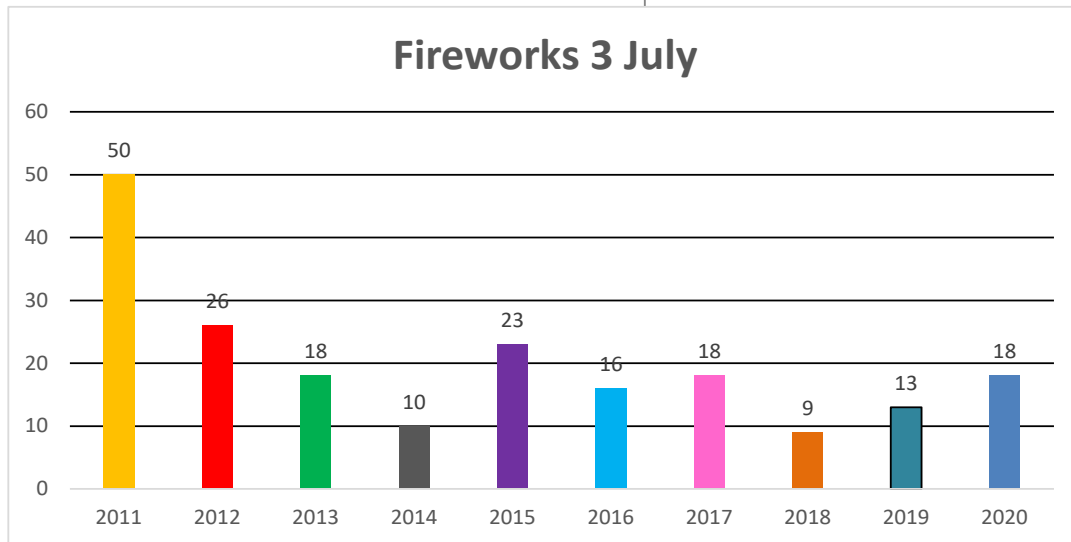
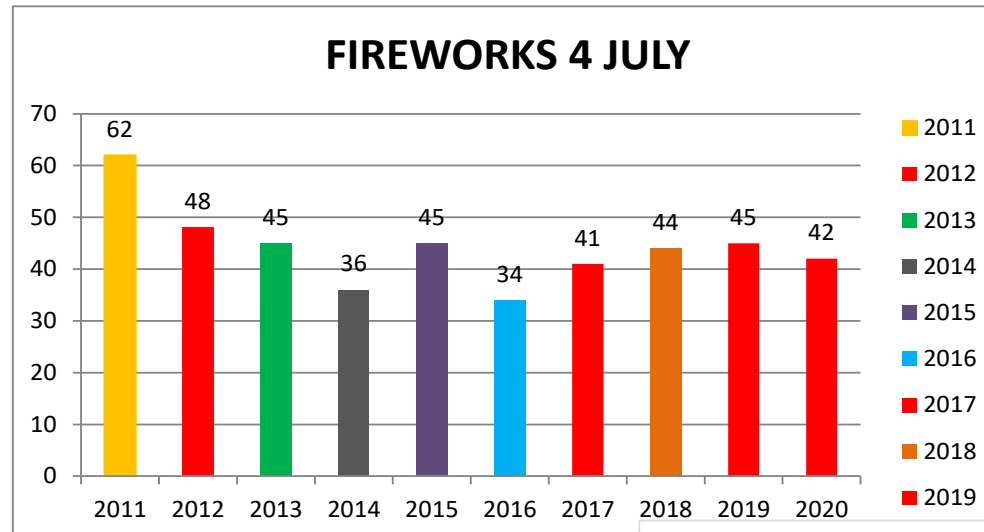
# 2nd Quarter 2020 Recap and analysis

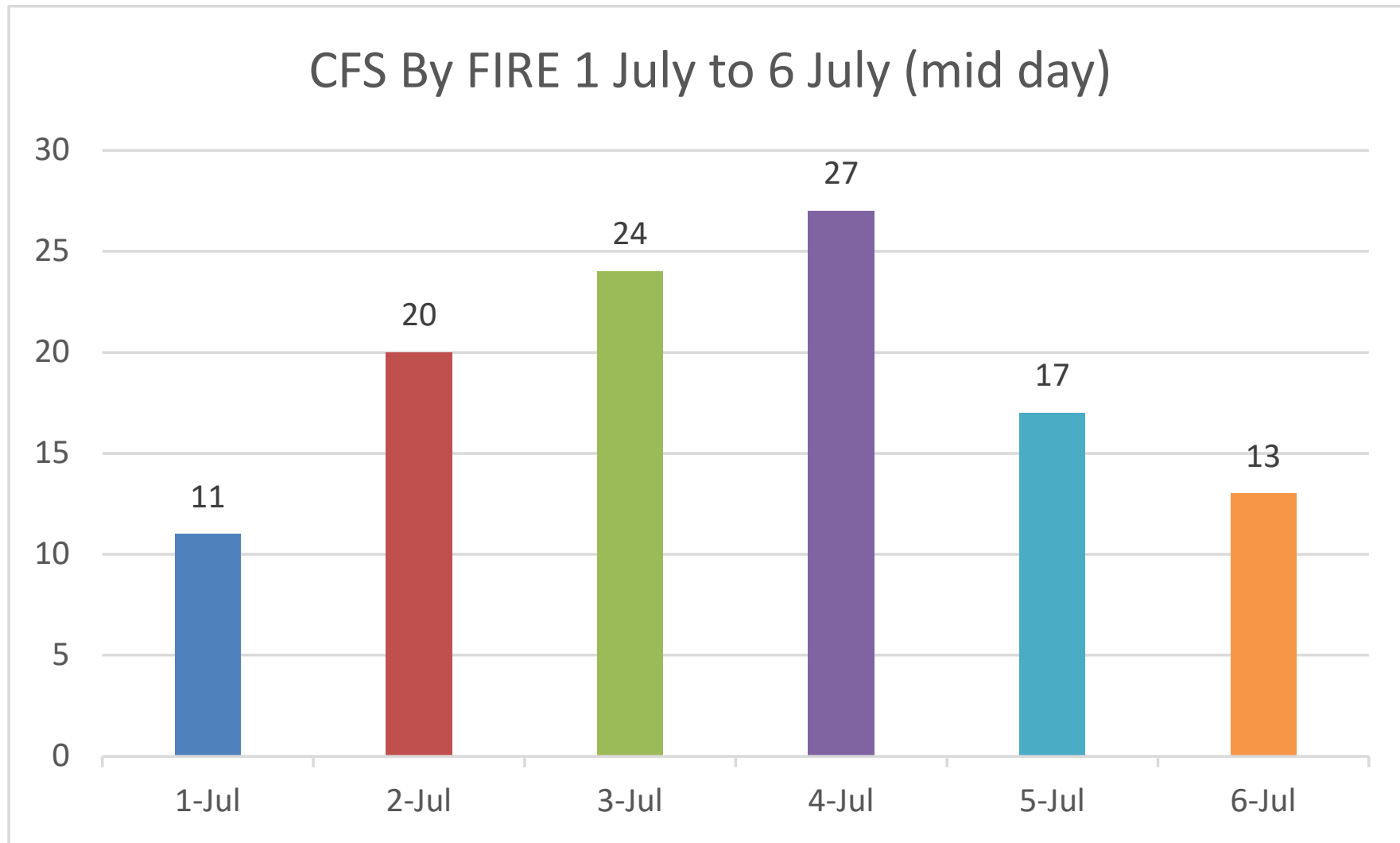
- 2016100401 – Homicide –On 9 June 2020 St. Clare Hospital. The suspect meets his estranged wife (a St. Clare nurse) in the parking lot of the hospital. He convinces her to have her boyfriend (also a St. Clare employee) to come outside to talk. As soon as they got near each other the suspect pulled out a pistol, shot and killed the boyfriend and then shot and killed himself.
- 2016400393 – On 12 June 2020, Lakewood officers responded to a robbery at Advance Auto Parts Store on S Tacoma Way. Upon arrival, the suspect aggressively approached one officer with a knife, causing the officer to pull his service weapon. The suspect ran away and when encountered by other officers threatened them with the knife before running away again after being Tased with no effect (heavy clothing). An officer eventually used the threat of a non-lethal shotgun to get the suspect to comply where he was handcuffed and taken into custody.
- 2015400098 – On 2 June 2020, amidst national protests over Minneapolis death in police custody incident, the Sprint Store at 5605 Lakewood Towne Center Blvd was broken into and looted. There have been three formal protests in Lakewood with Lakewood officers providing traffic control. All protests went off smoothly and peacefully.
- 2012201340 – Lakewood Officer involved shooting at the 6400 Block of Steilacoom Blvd. The case is being investigated by the Cooperative Cities Crime Response Unit.
- Crimes Against Persons rose 8% in the second quarter attributed almost exclusively to aggravated assaults. That being said, we typically see a 2<sup>nd</sup> quarter increase in persons crimes but the 8% this year is significantly less than the last three years (2019-15%, 2018-12%, and 2017-41%).
- Crimes Against Property in the 2<sup>nd</sup> quarter rose almost 7% from the 1<sup>st</sup> quarter. This is attributed to motor vehicle thefts where we saw an increase of 78%. In consulting with the Puget Sound Auto Theft Task Force, we learned that there were theft rings and individuals who were active during this time. Arrests have been made in some cases and we'll wait to see the impact of those arrests in the 3rd quarter.

## Total Crime First 2 Quarters 2015-2020



# Fireworks Related Calls For Service





# WPFR Activity Summary

4<sup>th</sup> of July summary:

WPFR received 14 incidents of firework related fires from crews this weekend. 13 of the fires were vegetation, brush, small tree, grass type. One fire involved discarded trash next to an old refrigerator outside near a home. No reports of damage to structures related to these calls. We had number of similar type fires during this same period but they did not appear to be related to fireworks. No firework related injuries were reported or documented.

Fires: 12 from Lakewood, 1 from Steilacoom, 1 from University Place

# Use of Force

- 1<sup>st</sup> 6 months: 65 incidents
- Use of force by type
  - Physical strength (arm bar, counter joint, more than one person needed, etc): 43
  - Taser: 8
  - VNR: 7
  - Impact Weapon: 2
  - OC Spray: 1
  - Strikes (punches or kicks): 2
  - K9: 2
  - Firearm: 1
- Compared to 905 total arrests: 7% (most uses of force are related to an arrest but not all)
- Compared to 24,837 total calls for service: .26%



TO: Mayor and City Councilmembers

FROM: Jeff Gumm, Program Manager

THROUGH: John J. Caulfield, City Manager *John J. Caulfield*

DATE: July 27, 2020 (Council Study Session)

SUBJECT: Abatement Program Update

---

### **Background:**

This memorandum will provide the City Council with an update of the status of the Dangerous & Nuisance Building Abatement Program. This memo is accompanied by a PowerPoint presentation that will cover the following elements:

- Projects completed in 2019;
- Projects completed 2020 to date;
- Status and location of current abatement projects; and
- Photographs of completed and active abatement projects.

### **2019 Abatement Quick Facts:**

- 14 abatements completed (13 dangerous building/ 1 nuisance)
- 12 projects completed by owner; 2 completed by City (85.7% compliance rate)
- 5 properties associated with squatter/transient activity
- 8 properties associated with structure fires
- 2 properties bank owned or foreclosed
- \$136,136 – Total Expenses (\$132,474 fund 105/ \$3,662 fund 191)
- \$236,408 – Total Program Income (\$178,946 fund 105/ \$57,462 fund 191)

### **2020 Abatement Projects:**

A total of 11 abatement projects have been completed to date in 2020 (9 dangerous buildings and 2 nuisance abatements). Another 10 dangerous properties are in the cue with pending abatement orders and one additional property with an abatement complaint and notice. Despite the delays due to COVID-19, limited access to the courts to seek warrants, and the tackling multiple large scale commercial properties, staff remains hopeful we will complete



most of these projects in 2020 and a few additional pending projects for a projected total of 23 - 25 abatements in 2020.

**Watch List Projects:** Attached is a list of projects the City is presently monitoring. Watch list projects are anticipated to be initiated in 2020/21 and completed in 2021.

Watch List Projects:

3851 Steilacoom Blvd. SW  
5408 Steilacoom Blvd SW  
6420 Lake Grove St. SW  
14440 Union Ave. SW  
8423 Woodholme Dr. SW  
11614 Military Rd. SW  
11606 Military Rd. SW  
12715 Addison St. SW  
573 Lake Louise Dr. SW  
9616 Gravelly Lk. Dr. SW  
6622 146th St. SW, #45  
7114 87th St. SW  
8808 Wildwood Ave. SW  
5501 116<sup>th</sup> St. SW

Community Development staff will be present to answer questions regarding the abatement program or process.

# City of Lakewood



## Dangerous & Nuisance Building Abatement Program

# Current Status

## Projects Completed 2019: 14

(13 Dangerous Building/ 1 Nuisance)

\*12 completed by owner/ 2 completed by city\*

## Projects Completed YTD 2020: 11

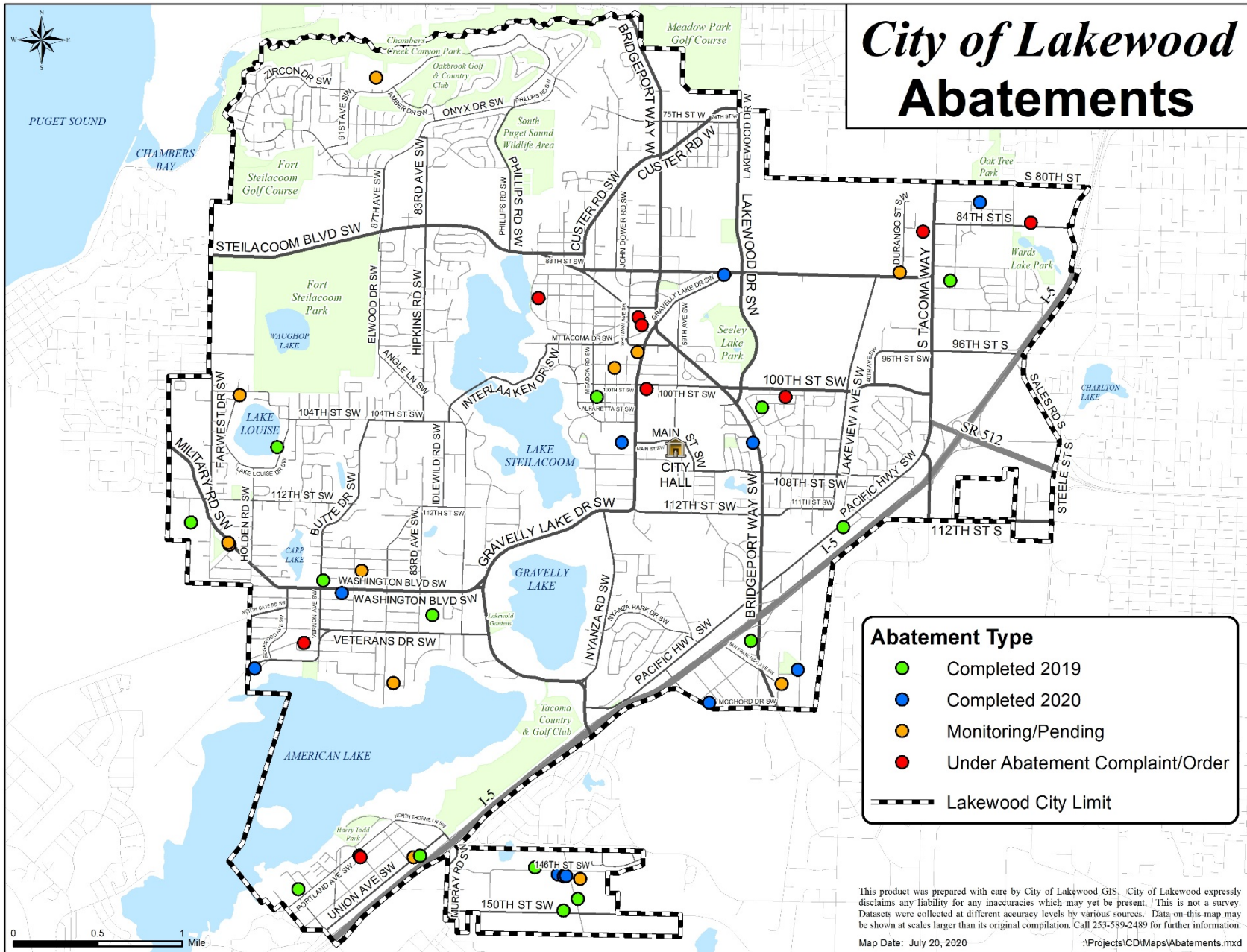
(9 Dangerous Building/ 2 Nuisance)

\*ALL completed by owner\*

## Projects Pending: 17

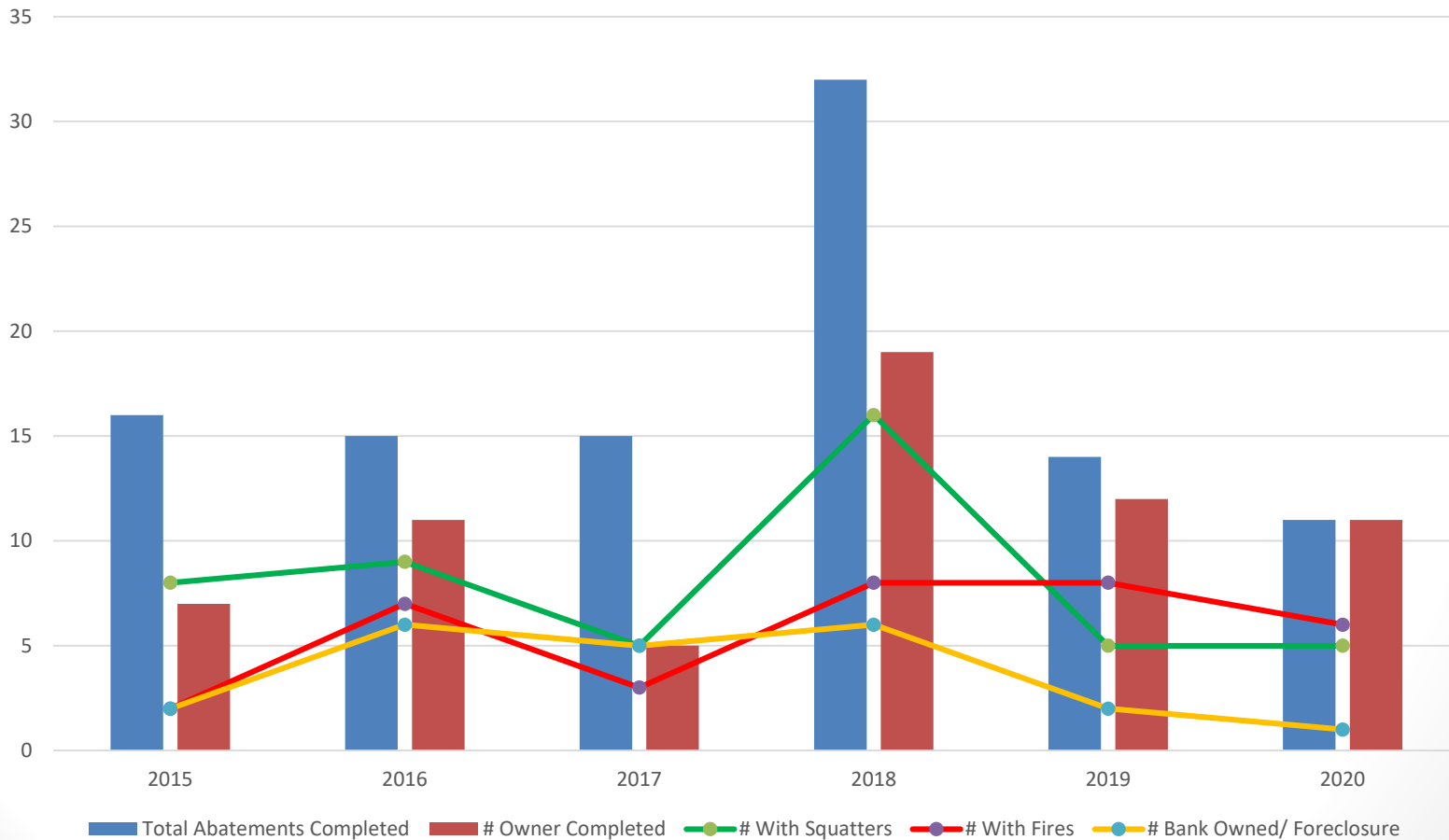
(15 Dangerous Building/ 2 Nuisance Abatement)

\*10 under Abatement Order/ 1 under Abatement Complaint\*



# Trends of Note

Abatement Trends of Note



# Abatements Completed - 2019

# 9128 Moreland Ave. SW





# 14433 Union Ave. SW



# 14433 Union Ave. SW





# 5118 Seattle Ave. SW



# 8113 Sherwood Forest St. SW





# 8113 Sherwood Forest St. SW



# 8810 Rose Rd. SW





# 6821 150<sup>th</sup> St. SW





# 11225 Pacific Hwy SW



# 7123 146<sup>th</sup> St. SW





# 5103 Filbert Ln. SW



# 5103 Filbert Ln. SW



# Abatements Completed - 2020



# 12616 47<sup>th</sup> Ave. SW



# 12616 47<sup>th</sup> Ave. SW





# 10506 Bridgeport Way SW





# 10506 Bridgeport Way SW



# 10506 Bridgeport Way SW





# 5509 Boston Ave. SW



# 5509 Boston Ave. SW





6419 & 6422 146<sup>th</sup> St. SW  
14601 Woodbrook Dr. SW



6419 & 6422 146<sup>th</sup> St. SW  
14601 Woodbrook Dr. SW





# 6419 & 6422 146<sup>th</sup> St. SW

## 14601 Woodbrook Dr. SW



# Active Abatements



# 9314-9330 Bridgeport Way SW Old QFC & Strip Mall)



# 2621 84<sup>th</sup> St. S (Karwan MHP)





# 2621 84<sup>th</sup> St. S (Karwan MHP)





# 2621 84<sup>th</sup> St. S (Karwan MHP)





# 6112 100<sup>th</sup> St. SW (Old Denny's)





# 6112 100<sup>th</sup> St. SW (Old Denny's)





# 6112 100<sup>th</sup> St. SW (Old Denny's)



# 8410 S Tacoma Way



12.05.2019 11:29



4824 101<sup>st</sup> St. SW



4824 101<sup>st</sup> St. SW





# 8602 & 8604 Maple St. SW





# 8113 Sherwood Forest St. SW





# 7119 Foster St. SW





# 7119 Foster St. SW



# 7119 Foster St. SW





# 9230 North Lake Dr. SW



# City of Lakewood



## Dangerous & Nuisance Building Abatement Program


Jeff Gumm, Program Manager





**TO:** Mayor and City Councilmembers

**FROM:** David Bugher, Assistance City Manager for Development Services

**THROUGH:** John J. Caulfield, City Manager 

**MEETING DATE:** July 27, 2020

**SUBJECT:** Amending the CDBG CARES Act Program (Replacing Deferred Loans with Grants)

---

**RECOMMENDATION:** Amend the CDBG CARES Act Program: 1) Convert existing deferred loan applications into grants; and 2) Allow new grant applications based on available funding.

If the City Council concurs with this recommendations, the proposal would be placed on the City Council Agenda for August 3, 2020. Unless otherwise directed, the proposal would be placed on the Consent Calendar as an amendment to a previous motion.

**BACKGROUND:** A special allocation of Community Development Block Grant COVID-19 (CDBG-CV) funds was awarded to Lakewood totaling \$350,611. The funds were authorized by the Coronavirus Aid, Relief, and Economic Security Act (CARES Act), Public Law 116-136, which was signed on March 27, 2020 in response to the growing effects of this historic public health crisis. CDBG-CV funding is to be used to prevent, prepare for, and respond to the social and economic impacts of the coronavirus outbreak.

On May 4th, two proposals were presented to the City Council. The first was a proposal for a zero-interest, deferred (forgivable) loans up to \$10,000 to Lakewood businesses with 10 or fewer employees. The second proposal was a grant in the same amount, also with 10 or fewer employees. The City Council chose to move forward with a zero-interest deferred (forgivable) loan program through adoption of Motion 20-28 on May 18, 2020. The motion was written to require the program to return to the City Council later in the year, or early 2021. Upon return, the Council would review the program status, and if needs be, convert the zero interest, deferred (forgivable) loans into grants.

The deferred loan program has been in operation since June. To-date, there are only seven applications. Recent experience has shown that local businesses, if they were to choose between the deferred loan program and the CVR Fund, would prefer the latter since the application process is much simpler (no household income calculations) and assistance is in

the form of a grant. Rather than wait till later in the year for the Council to reconsider the CDBG CARES Act loan versus grant, it would seem appropriate to do so at this time. A change to a grant program may accelerate awards, thereby assisting local businesses sooner rather than later.

The terms of the grant are found in Attachment A. Attachment A was provided to the City Council on May 18. The terms are the same, except that HUD has recently updated program income limits.

## ATTACHMENT A

### PROPOSED CARES ACT ~~DEFERRED~~ GRANT PROGRAM

#### GRANT ELIGIBILITY REQUIREMENTS:

This grant has specific eligibility requirements:

1. The business must be located in the City of Lakewood.
2. Only one grant per business or ownership group.
3. Business must have experienced a loss of income directly related to the effects of COVID-19.
4. The business must have been operating for at least one year, as of March 1, 2020.
5. Amount of assistance would be tied to the number of employees and provided in the amount of \$2,500 per employee, up to \$10,000 maximum per assisted business.
6. The business must employ 10 or fewer people including the owner, part-time and full-time employees on the business payroll at the time of the application.
7. The business must be a for-profit business operating within the City of Lakewood. Non-profit entities are not eligible.
8. Businesses must submit a Profit and Loss Statement for 2019 and for 2020 (through most recent quarter completed).
9. Business would have to submit payroll information documenting quarterly payroll and current employees.
10. Business must create or retain low/moderate income jobs for at least one-year.
11. There would be two ways to qualify for CDBG job creation or retention activity:
  - A) The business owner(s)'s household must be low/moderate income (if business has 5 or fewer employees, including the owner); or
  - B) At least 51% of their jobs retained or jobs created must be held by low/moderate income individuals (this could

#### HOUSEHOLD INCOME CALCULATION:

To be classified as Low Moderate Income (LMI), an individual or family's household income must be 80 percent of the median income for the county or area where they reside. These income levels can be further separated by low- or moderate-income. Moderate-income individuals have an annualized family income between 50% and 80% of the HUD area median income. Low-income individuals have an annualized family income of less than 50% of the HUD area median income.

Maximum household income levels by household size:

- 1 Person – \$48,450
- 2 Person – \$55,400
- 3 Person – \$62,300
- 4 Person – \$69,200
- 5 Person – \$74,750
- 6 Person – \$80,300
- 7 Person – \$85,850
- 8 Person – \$91,350

Additional CDBG qualifications for presumption of low income:

- A) An individual resides in a census tract that is 70% or more LMI; or
- B) The assisted business and job is located in a census tract that is 70% or more LMI; or in a federally designated Empowerment Zone or Enterprise Community with 20% or greater rate of poverty.



|   |  |
|---|--|
| <p>be for a business with any number of employees up to 10).</p> <ul style="list-style-type: none"> <li>▪ Total household income is to be calculated/projected for the coming 12 months effective the date of application.</li> <li>▪ Low/moderate income wage jobs are retained for a minimum of twelve (12) months. Job retention requires documentation the job would be lost without assistance.</li> </ul> <p>12. Business is required to execute a small business program assistance duplication of benefits affidavit.</p> |  |
|---|--|

### **FUNDING DETAILS:**

1. Applications to be accepted and reviewed on a first come, first eligible, first completed basis, subject to availability of funding.
2. Total amount the City of Lakewood is expected to release is approximately \$351,000 for this program.
3. Maximum grant amount, \$10,000.
4. City expects to distribute 30 to 35 grants.

### **ALLOWABLE USES:**

Funds could be used as working capital for the business without any restriction other than they must be a documented business expense used for day-to-day operations. The expense could not be an expense that was also reimbursed as a part of any other federal, state or local assistance program, or for any expense that would be considered ineligible under CDBG program regulations.