

Lakewood Police Department Quarterly Crime Report



- [NIBRS Incidents for 2Q2020 by District](#)
- [2020 Comparison Charts](#)
- [2Q2020 Significant Event Synopsis](#)
- [Fireworks Calls For Service](#)
- [YTD Use of Force](#)



2nd Quarter 2020



Lakewood Police Department

2nd Quarter 2020 Calls For Service: 12,587 LE (1Q – 12,250 LE)

Lakewood PD Arrests (Felony): 83 (1Q -123)

Lakewood PD Arrests (Gross Misdemeanor): 2 (1Q- 0)

Lakewood PD Arrests (Misdemeanor): 187 (1Q – 261)

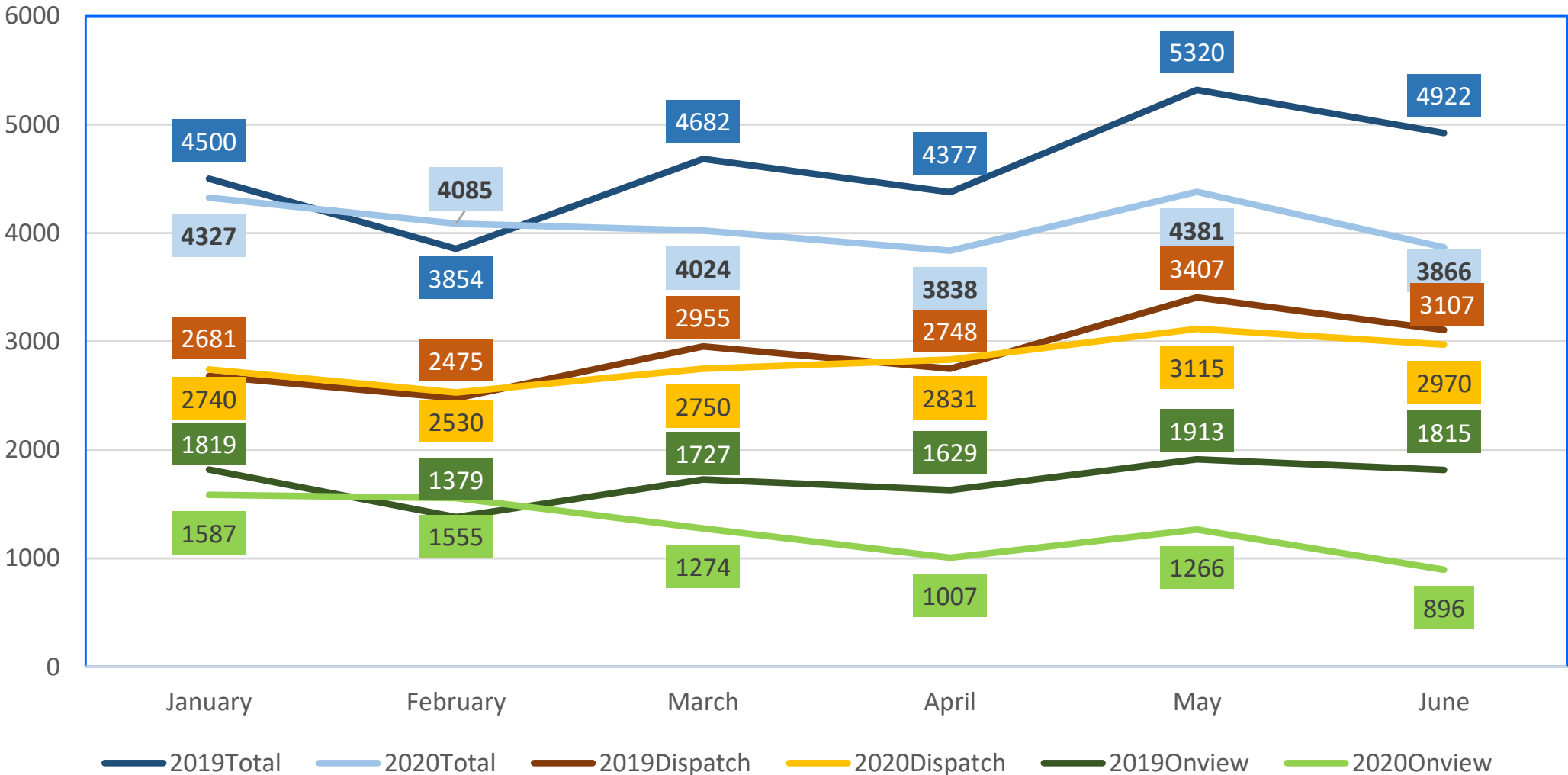
Warrant Arrests: 79 (1Q – 170)

2nd Quarter 2020




COVID19 COMPARISON

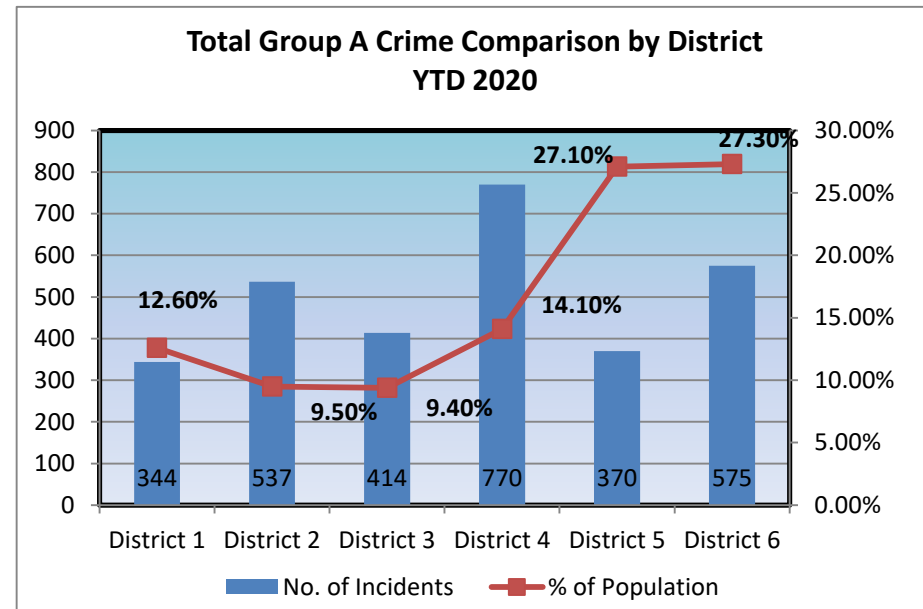
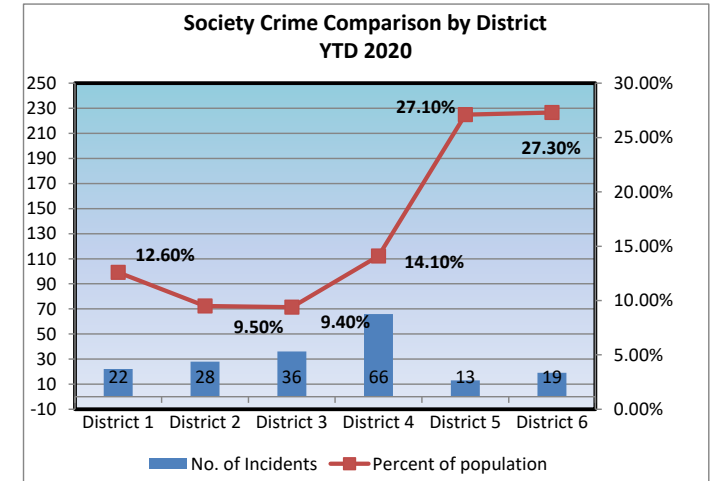
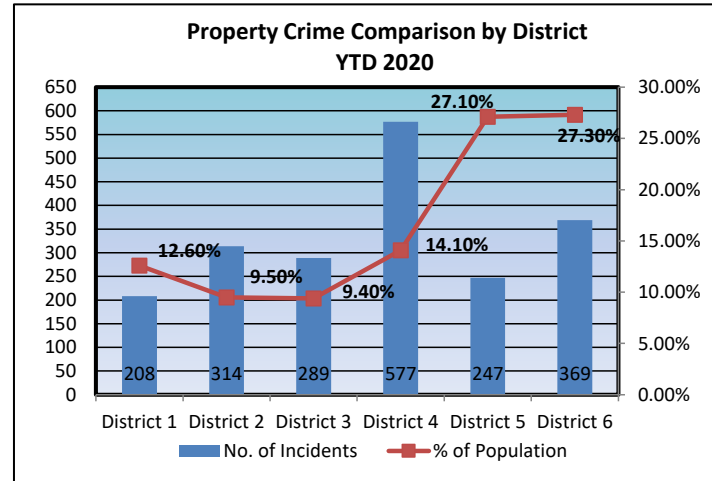
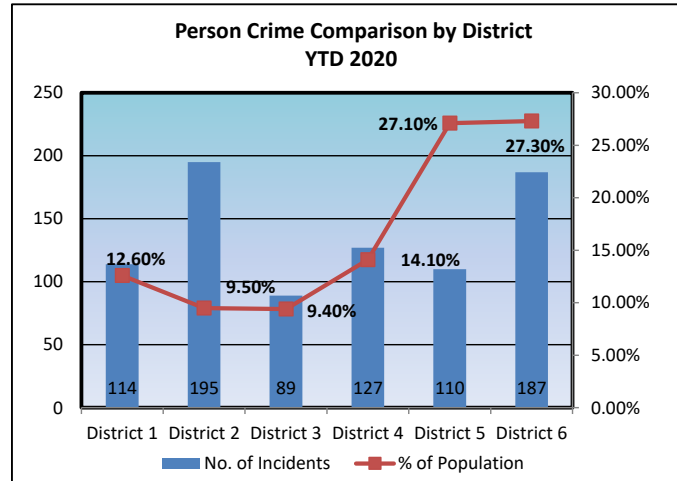
1Q&2Q 2019-2021 CFS Total, Dispatch and Onview



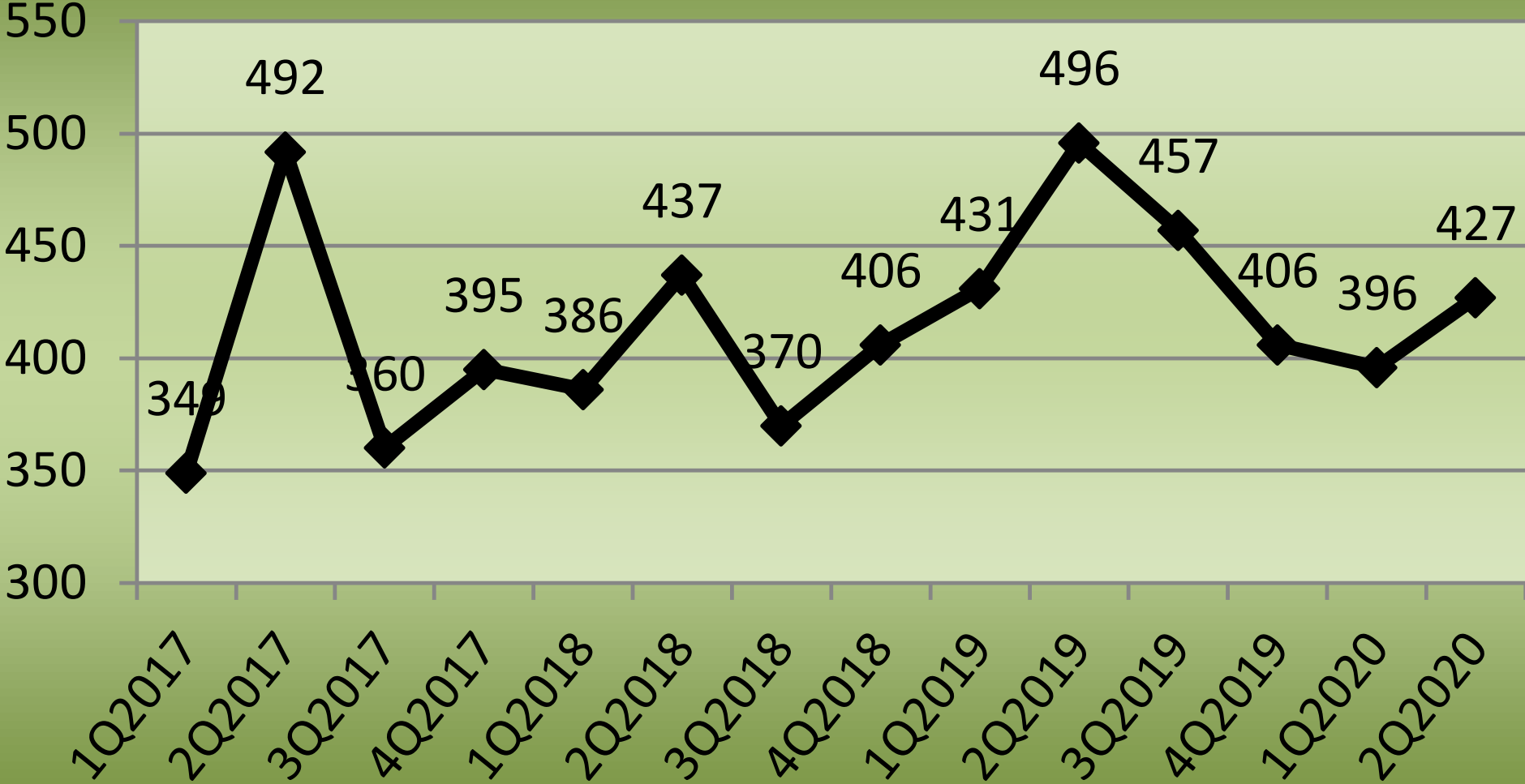
City of Lakewood Incident Report 2Q 2020

	2nd Quarter 2020						City		Quarterly Percent Change	City		YTD Percent Change
	LD01	LD02	LD03	LD04	LD05	LD06	1Q2020	2Q2020	1Q20-2Q20	YTD2019	YTD2020	2Q2019-2020
	Person Crimes											
Aggravated Assault	23	37	17	16	19	15	88	127	44.32%	189	215	13.76%
Simple Assault	25	66	26	41	37	70	270	265	-1.85%	651	536	-17.67%
Homicide	0	1	0	0	0	0	3	1	-66.67%	3	4	NA
Kidnapping	1	1	1	0	3	3	12	9	-25.00%	14	21	50.00%
Sex (Forcible)	2	3	0	4	0	0	10	9	-10.00%	28	19	-32.14%
Sex (NonForcible)	0	5	1	1	4	4	13	15	15.38%	42	28	-33.33%
Totals and Averages	51	113	45	62	63	92	390	426	9.23%	927	823	-11.22%
Property Crimes												
Arson	1	1	0	0	0	0	2	2	0.00%	7	4	-42.86%
Bribery	0	0	0	0	0	0	0	0	NA	0	0	NA
Burglary	20	16	22	21	20	17	118	116	-1.69%	210	234	11.43%
Counterfeiting	1	2	1	1	0	0	15	5	-66.67%	46	20	-56.52%
Vandalism	36	46	37	64	31	70	250	284	13.60%	561	534	-4.81%
Embezzlement	0	0	0	0	0	0	0	0	NA	1	0	NA
Extortion	0	1	0	1	0	2	1	4	300.00%	3	7	NA
Fraud	2	5	8	19	11	20	44	65	47.73%	130	117	-10.00%
Larceny	10	49	49	126	50	83	432	367	-15.05%	851	839	-1.41%
Motor Vehicle Theft	50	32	21	30	15	20	94	168	78.72%	163	220	34.97%
Robbery	8	4	2	4	1	1	14	20	42.86%	48	29	-39.58%
Stolen Property	3	0	0	0	0	0	0	3	NA	0	0	NA
Totals and Averages	131	156	140	266	128	213	970	1034	6.60%	2020	2004	-0.79%
Society Crimes												
Drug	5	6	5	15	2	1	94	34	-63.83%	197	128	-35.03%
Pornography	0	0	0	0	0	0	3	0	NA	7	3	-57.14%
Prostitution	0	0	0	3	0	0	3	3	0.00%	7	6	-14.29%
Traffic Law Violations	5	3	1	6	3	2	27	20	-25.93%	43	47	9.30%
Totals and Averages	10	9	6	24	5	3	127	57	-55.12%	254	126	-50.39%
Grand Totals and Averages	192	278	191	352	196	308	1487	1517	2.02%	3201	2953	-7.75%

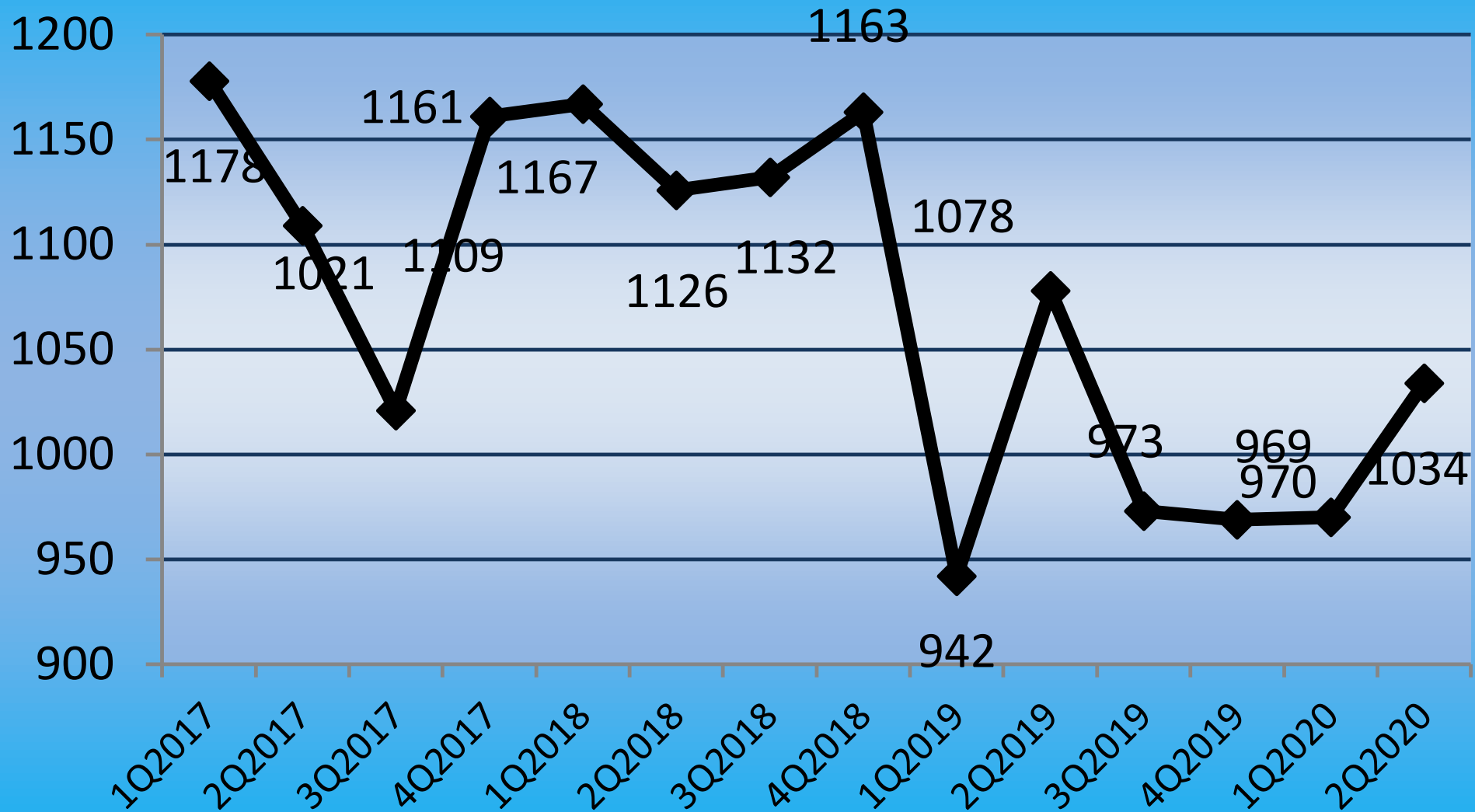
Comparison Crime Against Population



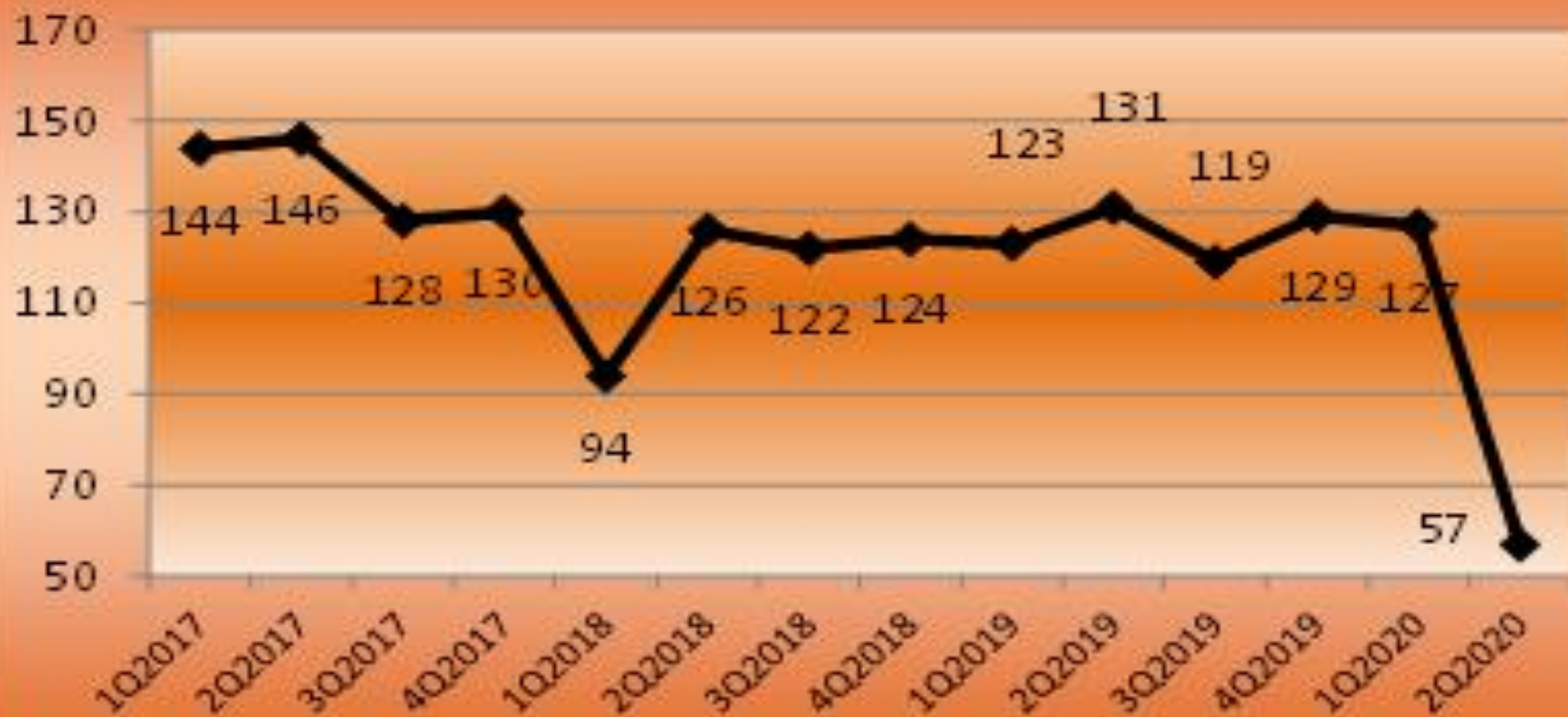
NIBRS Person Crime By Quarter 2017-2020



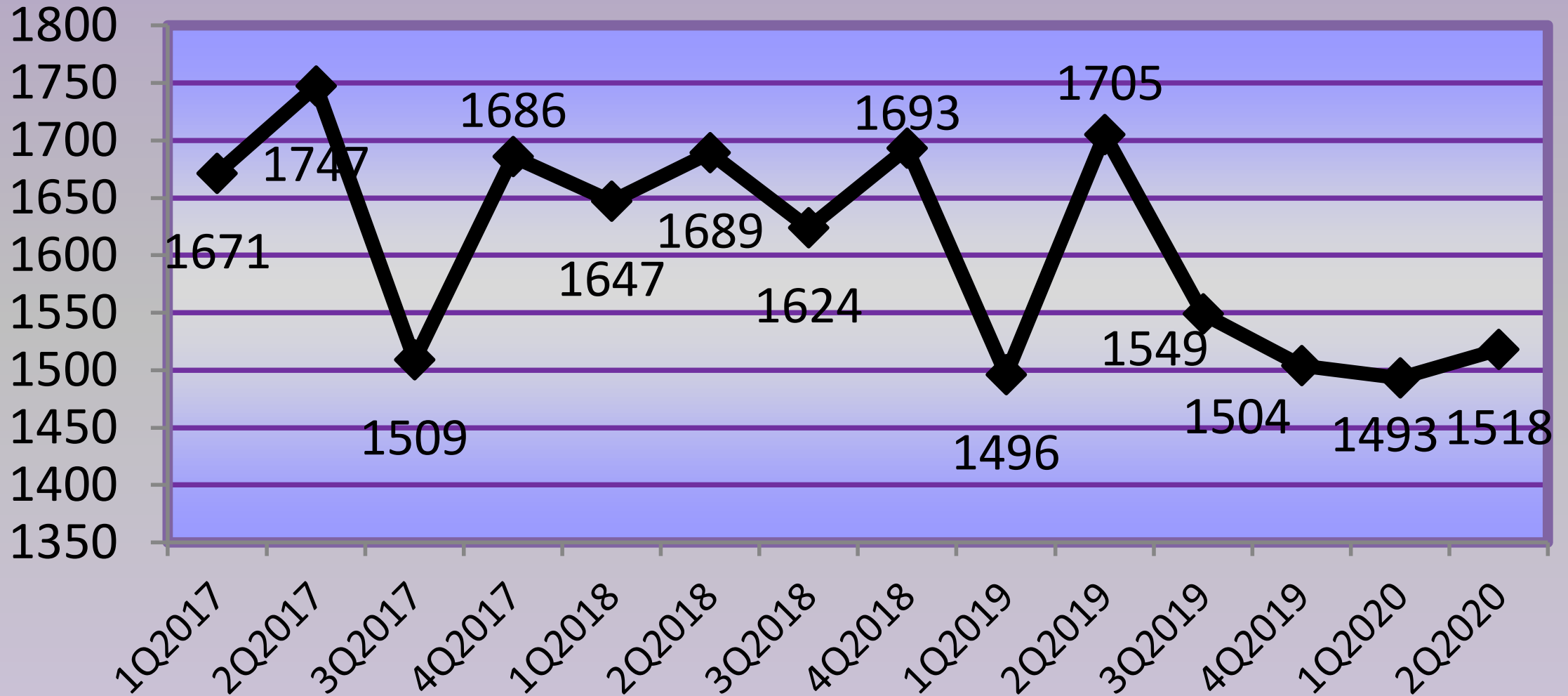
NIBRS Property Crime By Quarter 2017-2020



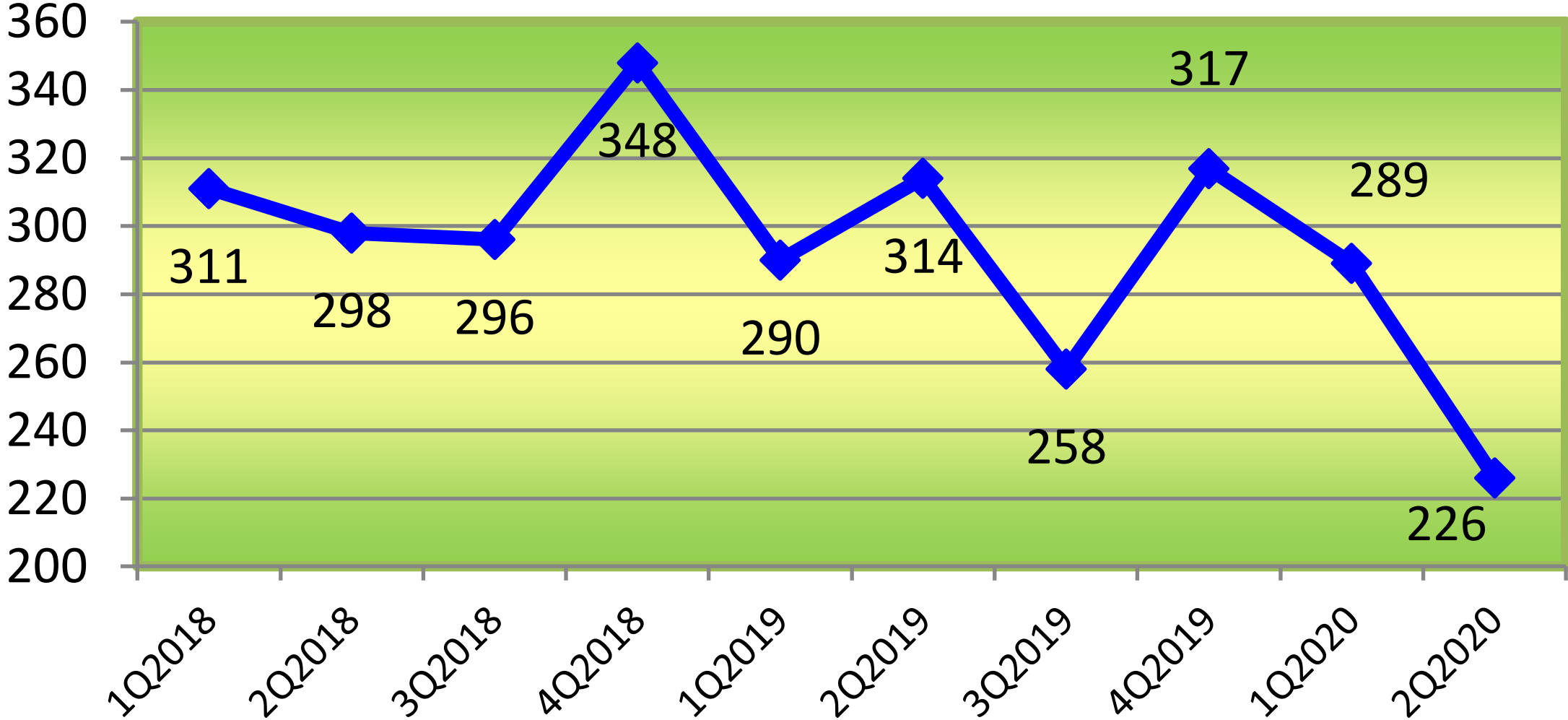
NIBRS Society Crimes By Quarter 2017-2020



NIBRS Total Crime By Quarter 2017-2020



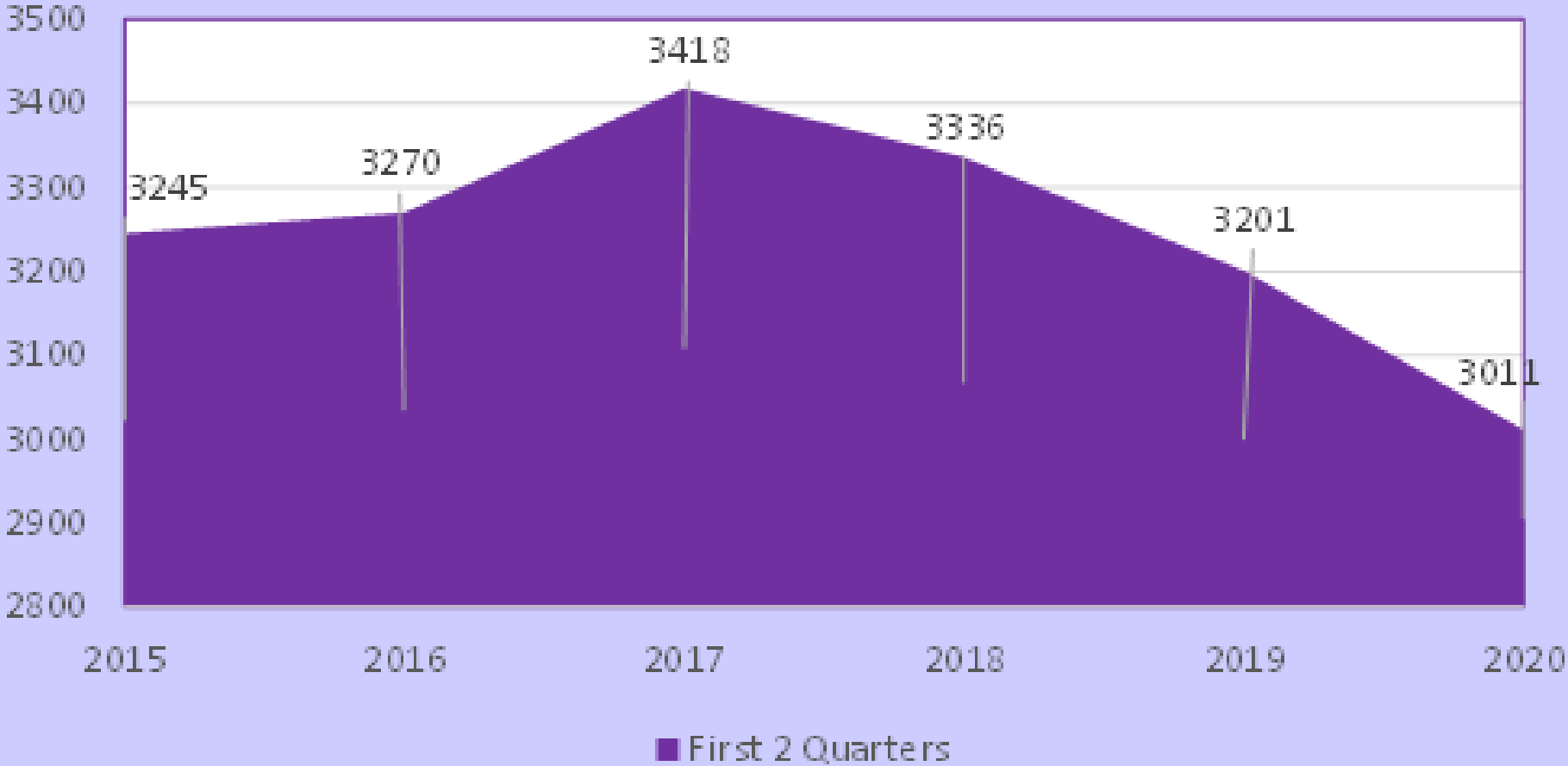
Total Accidents By Quarter (Reports) 2018-2020



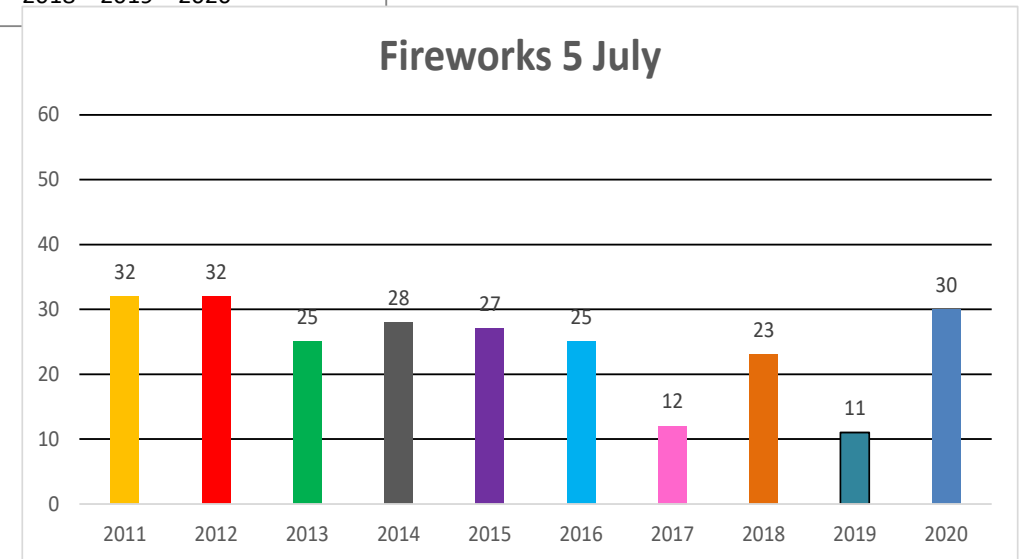
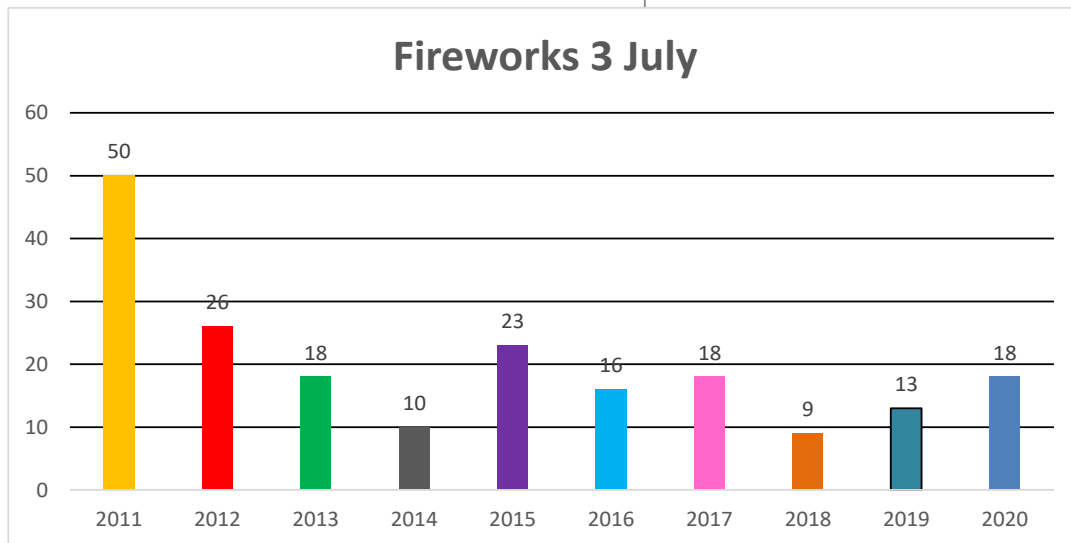
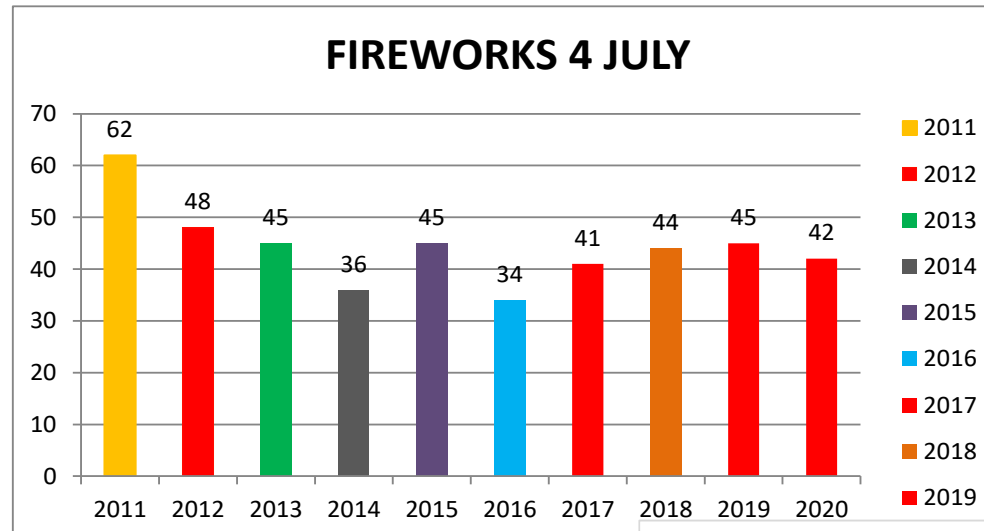
2nd Quarter 2020 Recap and analysis

- 2016100401 – Homicide –On 9 June 2020 St. Clare Hospital. The suspect meets his estranged wife (a St. Clare nurse) in the parking lot of the hospital. He convinces her to have her boyfriend (also a St. Clare employee) to come outside to talk. As soon as they got near each other the suspect pulled out a pistol, shot and killed the boyfriend and then shot and killed himself.
- 2016400393 – On 12 June 2020, Lakewood officers responded to a robbery at Advance Auto Parts Store on S Tacoma Way. Upon arrival, the suspect aggressively approached one officer with a knife, causing the officer to pull his service weapon. The suspect ran away and when encountered by other officers threatened them with the knife before running away again after being Tased with no effect (heavy clothing). An officer eventually used the threat of a non-lethal shotgun to get the suspect to comply where he was handcuffed and taken into custody.
- 2015400098 – On 2 June 2020, amidst national protests over Minneapolis death in police custody incident, the Sprint Store at 5605 Lakewood Towne Center Blvd was broken into and looted. There have been three formal protests in Lakewood with Lakewood officers providing traffic control. All protests went off smoothly and peacefully.
- 2012201340 – Lakewood Officer involved shooting at the 6400 Block of Steilacoom Blvd. The case is being investigated by the Cooperative Cities Crime Response Unit.
- Crimes Against Persons rose 8% in the second quarter attributed almost exclusively to aggravated assaults. That being said, we typically see a 2nd quarter increase in persons crimes but the 8% this year is significantly less than the last three years (2019-15%, 2018-12%, and 2017-41%).
- Crimes Against Property in the 2nd quarter rose almost 7% from the 1st quarter. This is attributed to motor vehicle thefts where we saw an increase of 78%. In consulting with the Puget Sound Auto Theft Task Force, we learned that there were theft rings and individuals who were active during this time. Arrests have been made in some cases and we'll wait to see the impact of those arrests in the 3rd quarter.

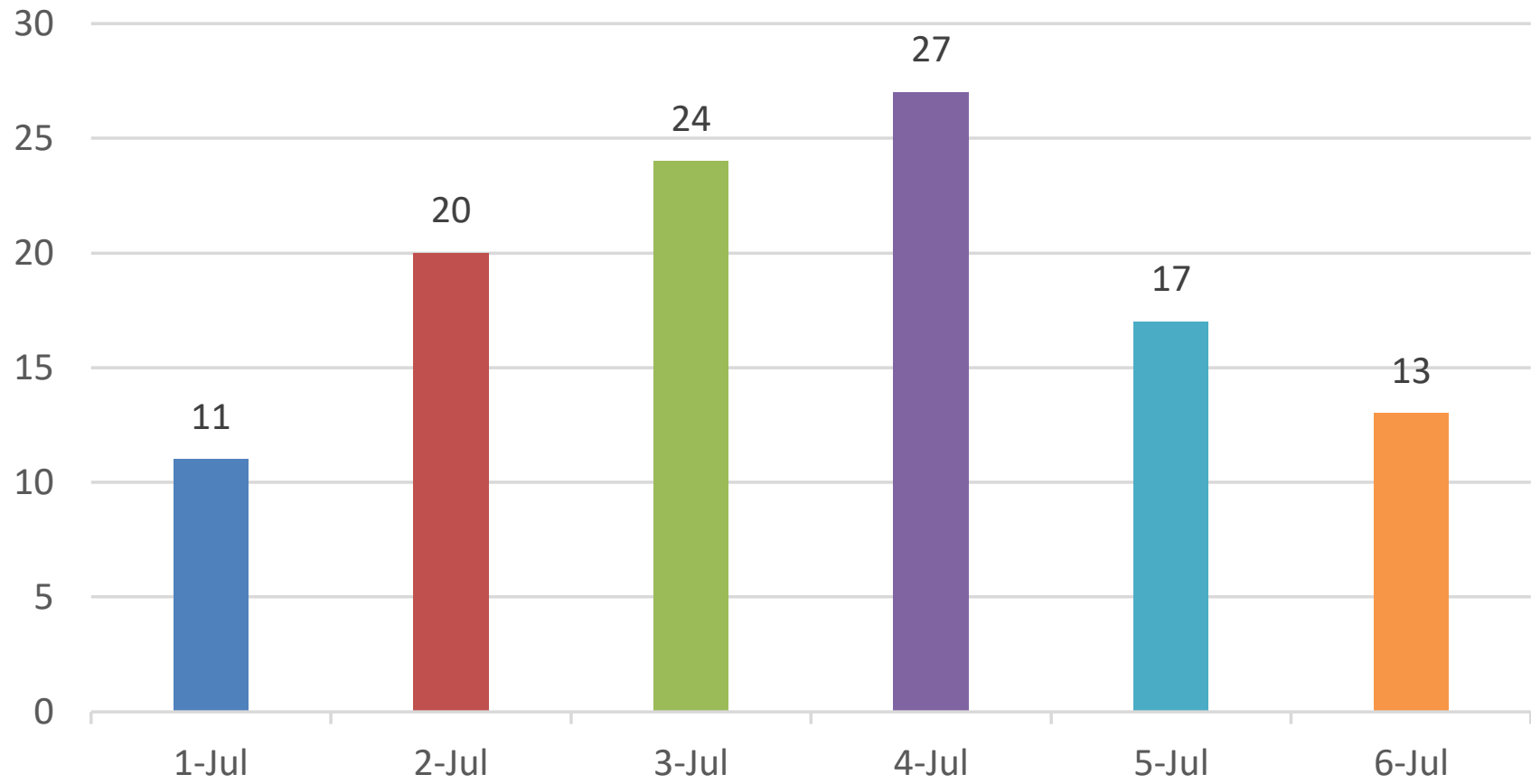
Total Crime First 2 Quarters 2015-2020



Fireworks Related Calls For Service



CFS By FIRE 1 July to 6 July (mid day)



WPFR Activity Summary

4th of July summary:

WPFR received 14 incidents of firework related fires from crews this weekend. 13 of the fires were vegetation, brush, small tree, grass type. One fire involved discarded trash next to an old refrigerator outside near a home. No reports of damage to structures related to these calls. We had number of similar type fires during this same period but they did not appear to be related to fireworks. No firework related injuries were reported or documented.

Fires: 12 from Lakewood, 1 from Steilacoom, 1 from University Place

Use of Force

- 1st 6 months: 65 incidents
- Use of force by type
 - Physical strength (arm bar, counter joint, more than one person needed, etc): 43
 - Taser: 8
 - VNR: 7
 - Impact Weapon: 2
 - OC Spray: 1
 - Strikes (punches or kicks): 2
 - K9: 2
 - Firearm: 1
- Compared to 905 total arrests: 7% (most uses of force are related to an arrest but not all)
- Compared to 24,837 total calls for service: .26%