

# Lakewood Police Department Quarterly Crime Report



- [NIBRS Incidents for 4Q2020 by District](#)
- [2020 Comparison Charts](#)
- [4Q2020 Significant Event Synopsis](#)
- [Vehicle Theft Case Arrests](#)



**4th Quarter 2020**



## Lakewood Police Department

**4th Quarter 2020 Calls For Service: 11,558 LE (3Q 2020- 13,471)**

**Lakewood PD Arrests (Felony): 84 (3Q 2020- 96)**

**Lakewood PD Arrests (Gross Misdemeanor): 1 (3Q 2020- 0)**

**Lakewood PD Arrests (Misdemeanor): 230 (3Q 2020 - 212)**

**Warrant Arrests: 127 (3Q 2020- 151)**

**4th Quarter 2020**





# City of Lakewood

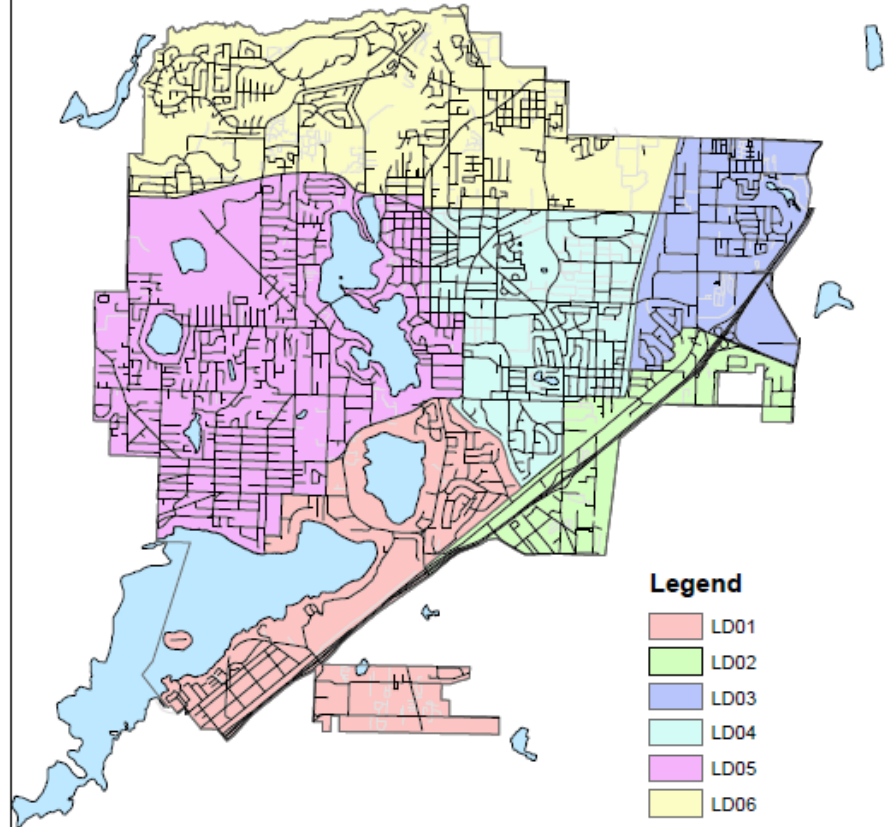


## District Map

This product was prepared with care by the Lakewood Police Department Crime Analyst Unit.  
City of Lakewood expressly disclaims  
any liability for any inaccuracies which may yet be present. This is not a survey.  
Call 353-430-0224 for further information.

15 July 2016

\\CIU\CrimAnalyst\Working Folder\GIS Work\DouglasMap\4020100\lakon11117\_000.mxd



### Legend

- LD01
- LD02
- LD03
- LD04
- LD05
- LD06

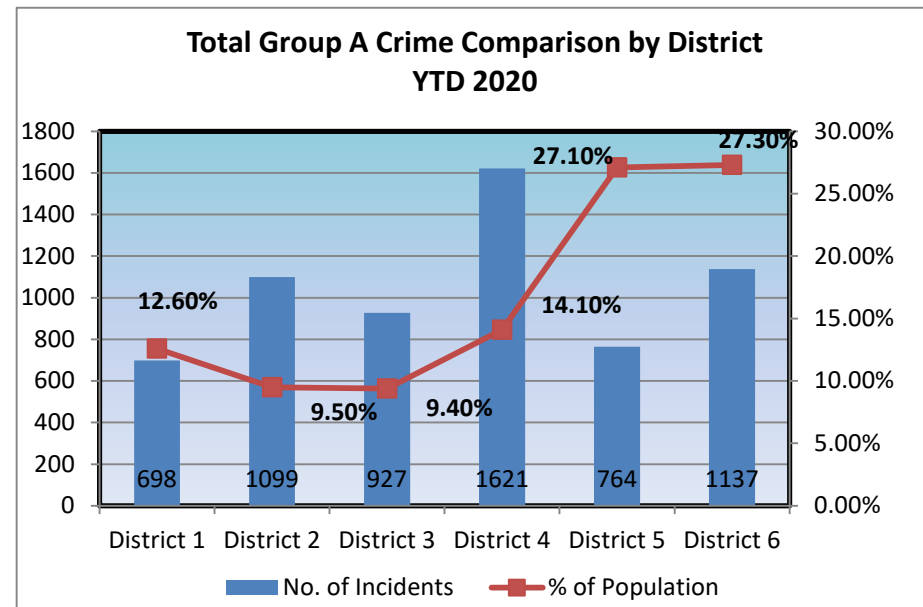
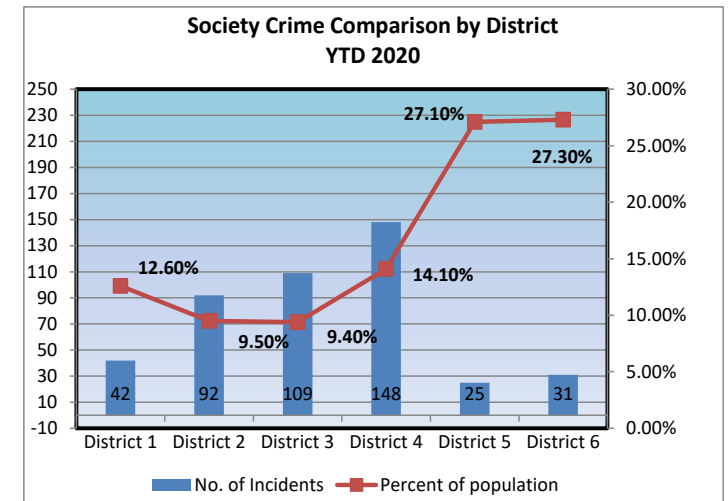
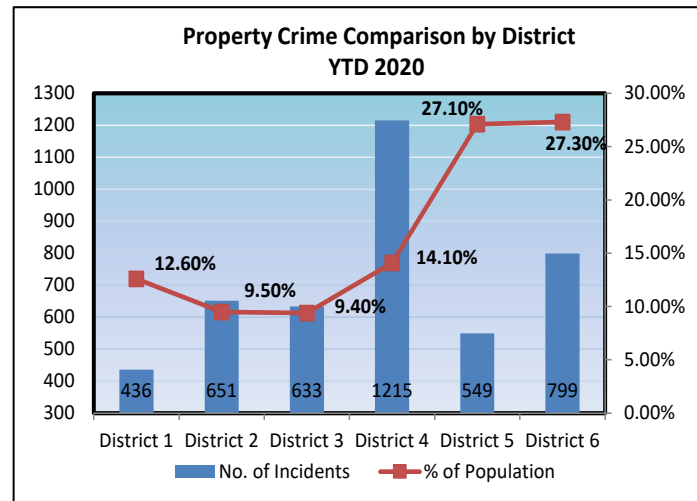
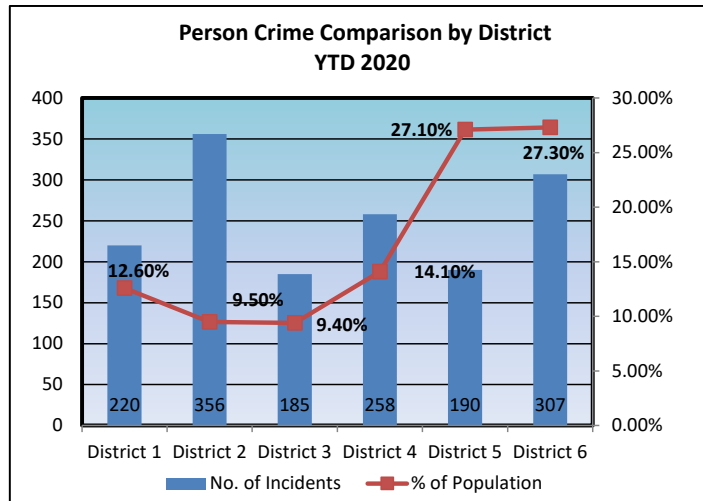


# City of Lakewood Incident Report 4Q 2020

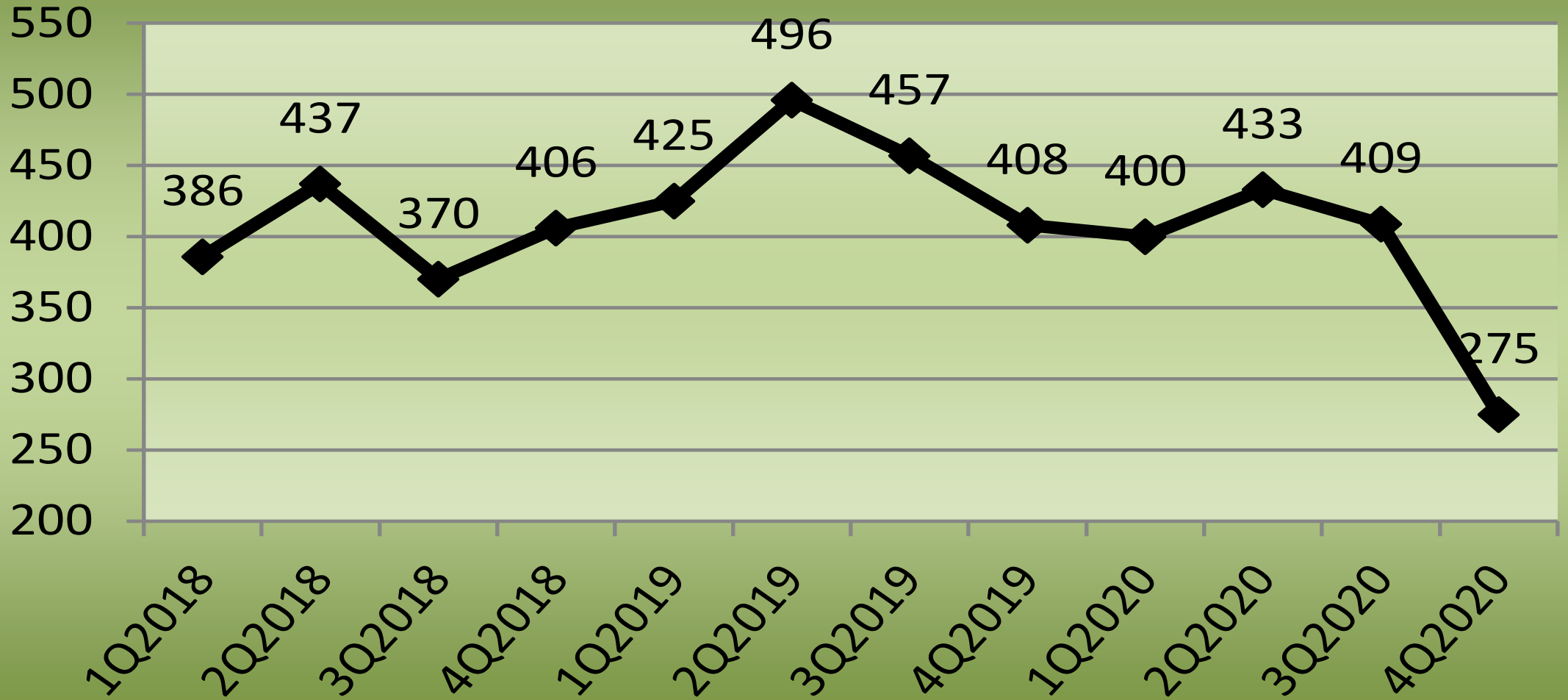


	4th Quarter 2020											
	4th Quarter 2020						City		Quarterly Percent Change	City		YTD Percent Change
	LD01	LD02	LD03	LD04	LD05	LD06	3Q2020	4Q2020	3Q20-4Q20	YTD2019	YTD2020	4Q2019-2020
<b>Person Crimes</b>												
Aggravated Assault	11	12	12	12	6	2	100	55	-45.00%	384	371	-3.39%
Simple Assault	20	49	33	40	23	30	269	195	-27.51%	1227	1000	-18.50%
Homicide	0	0	0	0	0	0	1	0	-100.00%	7	4	-42.86%
Kidnapping	2	1	1	0	0	1	7	5	-28.57%	23	33	43.48%
Sex (Forcible)	1	3	2	1	0	1	7	8	14.29%	59	34	-42.37%
Sex (NonForcible)	1	0	3	4	1	3	23	12	-47.83%	84	72	-14.29%
<b>Totals and Averages</b>	<b>35</b>	<b>65</b>	<b>51</b>	<b>57</b>	<b>30</b>	<b>37</b>	<b>407</b>	<b>275</b>	<b>-32.43%</b>	<b>1784</b>	<b>1514</b>	<b>-15.13%</b>
<b>Property Crimes</b>												
Arson	1	1	0	1	0	0	2	3	50.00%	9	9	0.00%
Bribery	0	0	0	0	0	0	0	0	NA	0	0	NA
Burglary	17	18	23	17	26	24	136	125	-8.09%	421	499	18.53%
Counterfeiting	1	1	2	2	0	0	14	6	-57.14%	82	42	-48.78%
Vandalism	30	45	47	69	50	76	323	317	-1.86%	1057	1176	11.26%
Embezzlement	0	0	0	0	0	0	0	0	NA	2	0	-100.00%
Extortion	0	0	0	1	0	1	2	2	0.00%	10	11	10.00%
Fraud	2	5	6	6	8	7	46	34	-26.09%	232	205	-11.64%
Larceny	37	56	70	161	48	94	471	466	-1.06%	1723	1788	3.77%
Motor Vehicle Theft	22	17	30	22	7	18	140	116	-17.14%	321	480	49.53%
Robbery	0	5	6	9	1	2	21	23	9.52%	107	73	-31.78%
Stolen Property	0	0	0	0	0	0	0	0	NA	0	0	NA
<b>Totals and Averages</b>	<b>110</b>	<b>148</b>	<b>184</b>	<b>288</b>	<b>140</b>	<b>222</b>	<b>1155</b>	<b>1092</b>	<b>-5.45%</b>	<b>3964</b>	<b>4283</b>	<b>8.05%</b>
<b>Society Crimes</b>												
Drug	7	26	30	32	3	0	96	98	2.08%	373	322	-13.67%
Pornography	0	0	0	0	0	0	1	0	-100.00%	13	4	-69.23%
Prostitution	0	4	2	2	0	0	7	8	14.29%	32	21	-34.38%
Weapon Law Violations	1	5	9	10	3	5	22	33	50.00%	85	102	20.00%
<b>Totals and Averages</b>	<b>8</b>	<b>35</b>	<b>41</b>	<b>44</b>	<b>6</b>	<b>5</b>	<b>126</b>	<b>139</b>	<b>10.32%</b>	<b>503</b>	<b>449</b>	<b>-10.74%</b>
<b>Grand Totals and Averages</b>	<b>153</b>	<b>248</b>	<b>276</b>	<b>389</b>	<b>176</b>	<b>264</b>	<b>1688</b>	<b>1506</b>	<b>-10.78%</b>	<b>6251</b>	<b>6246</b>	<b>-0.08%</b>

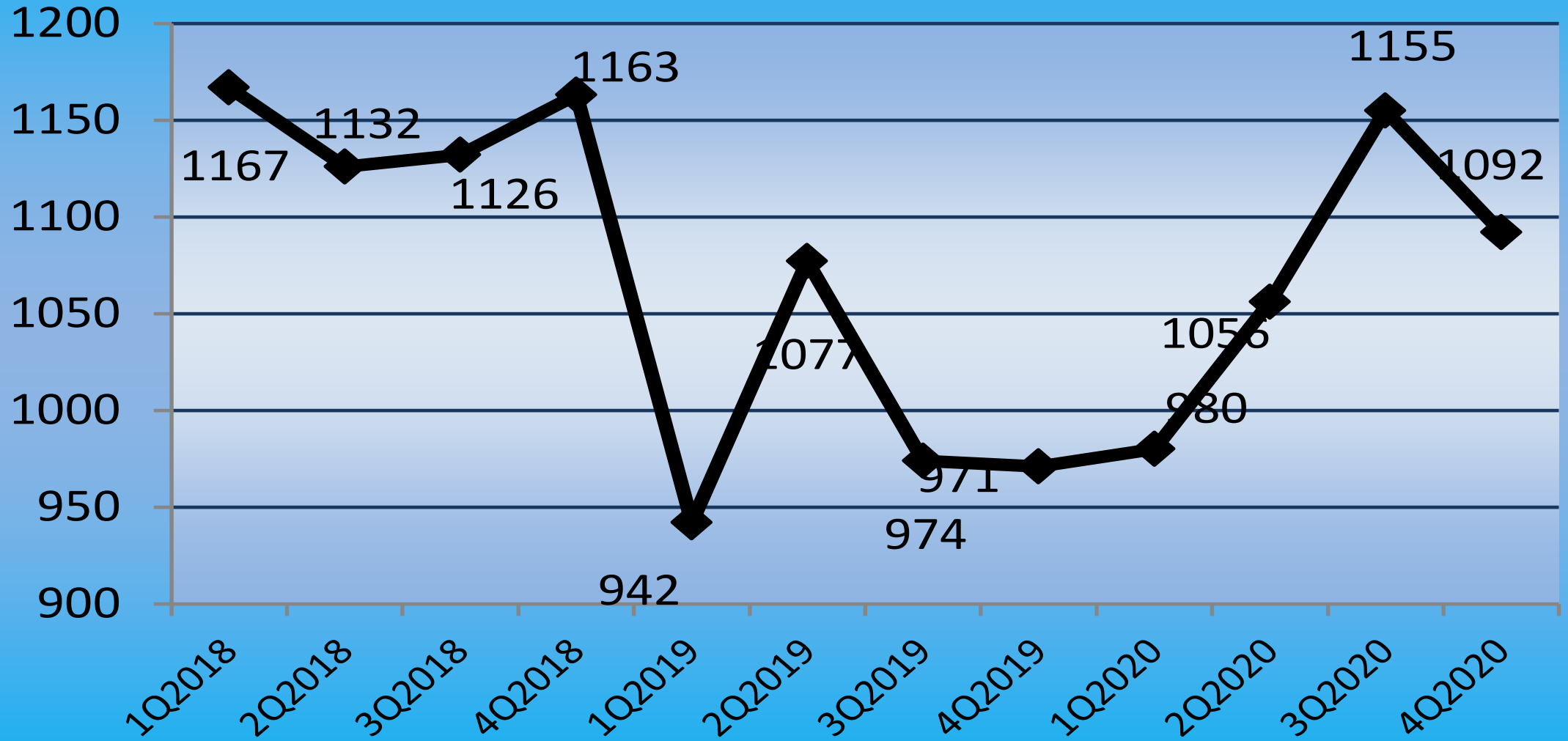
# Comparison Crime Against Population



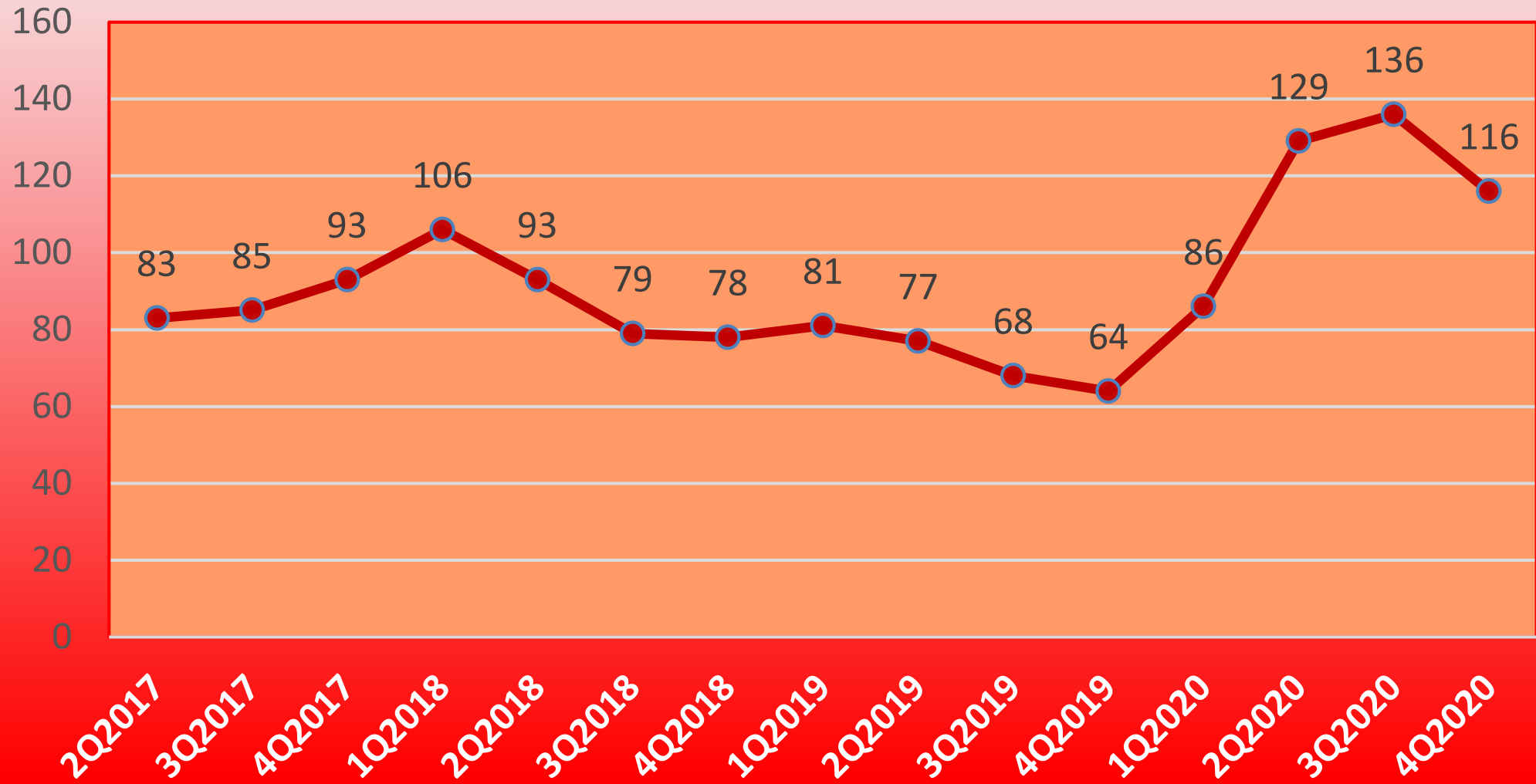
# NIBRS Person Crime By Quarter 2018-2020



# NIBRS Property Crime By Quarter 2018-2020

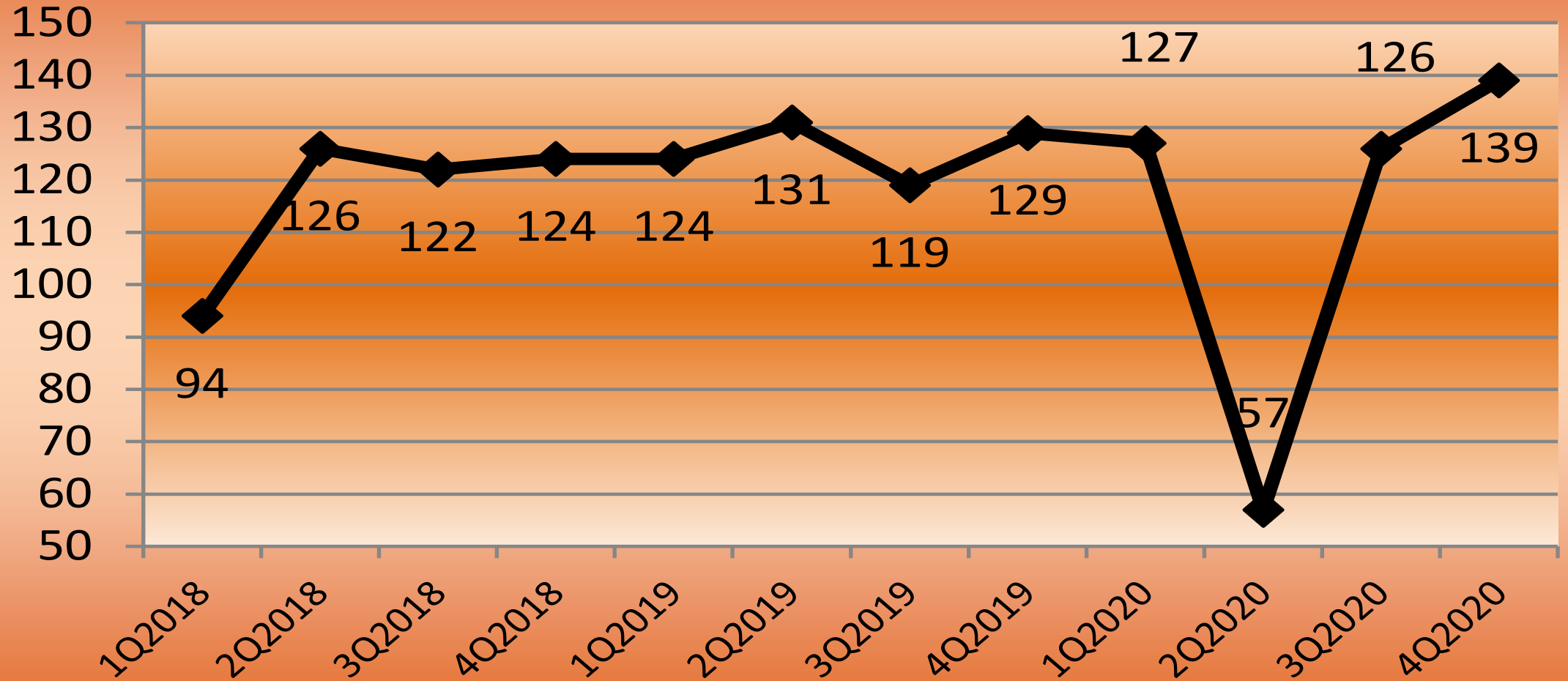


# Motor Vehicle Theft 2Q2017-4Q2020

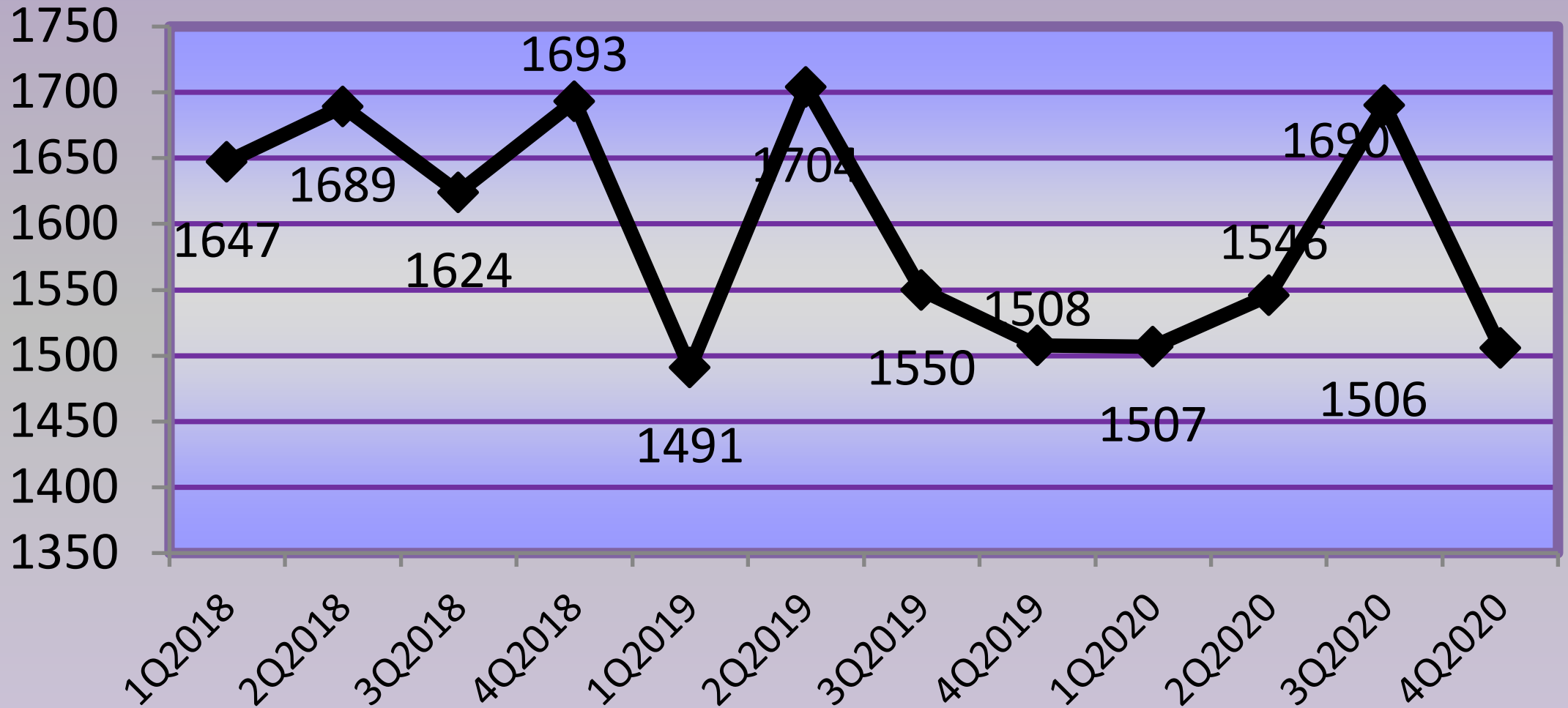




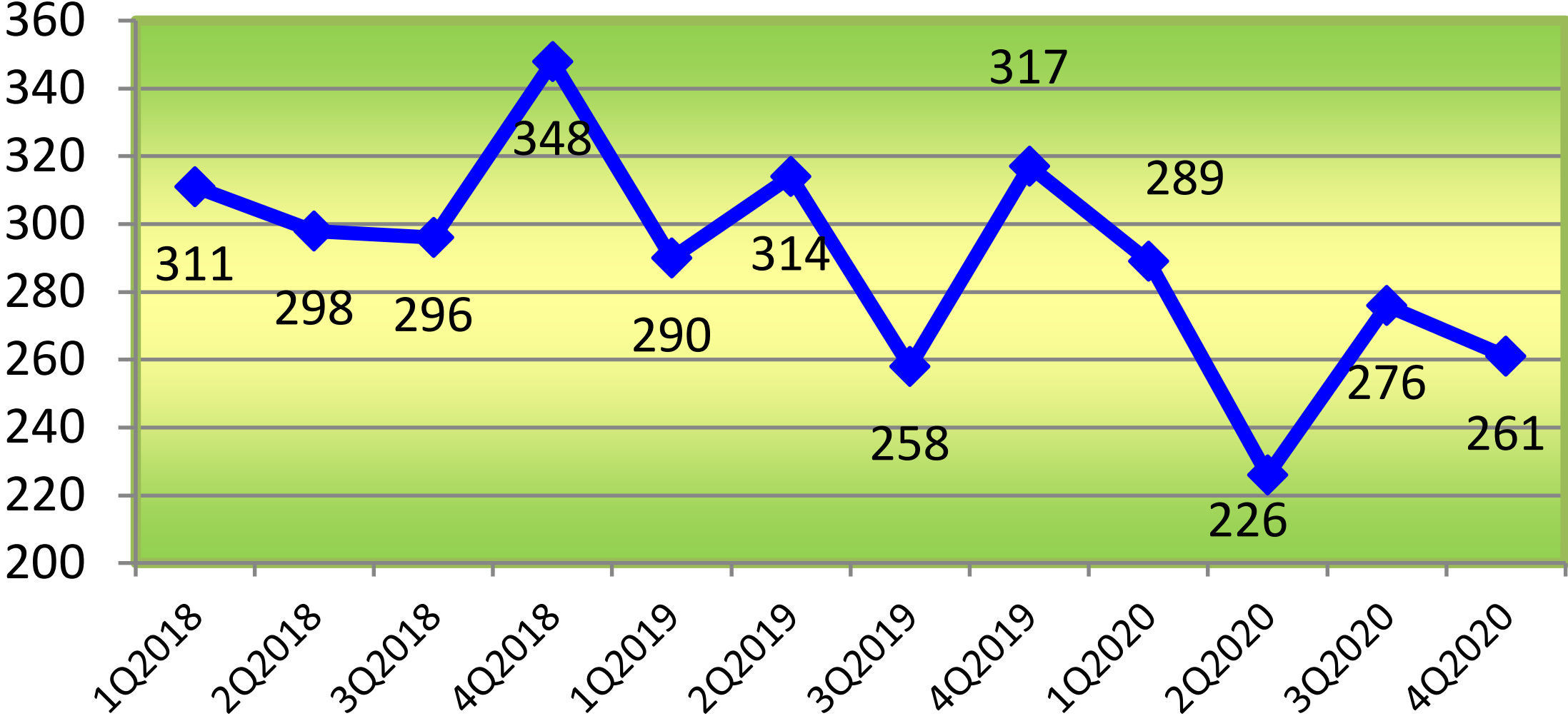
# NIBRS Society Crimes By Quarter 2018-2020



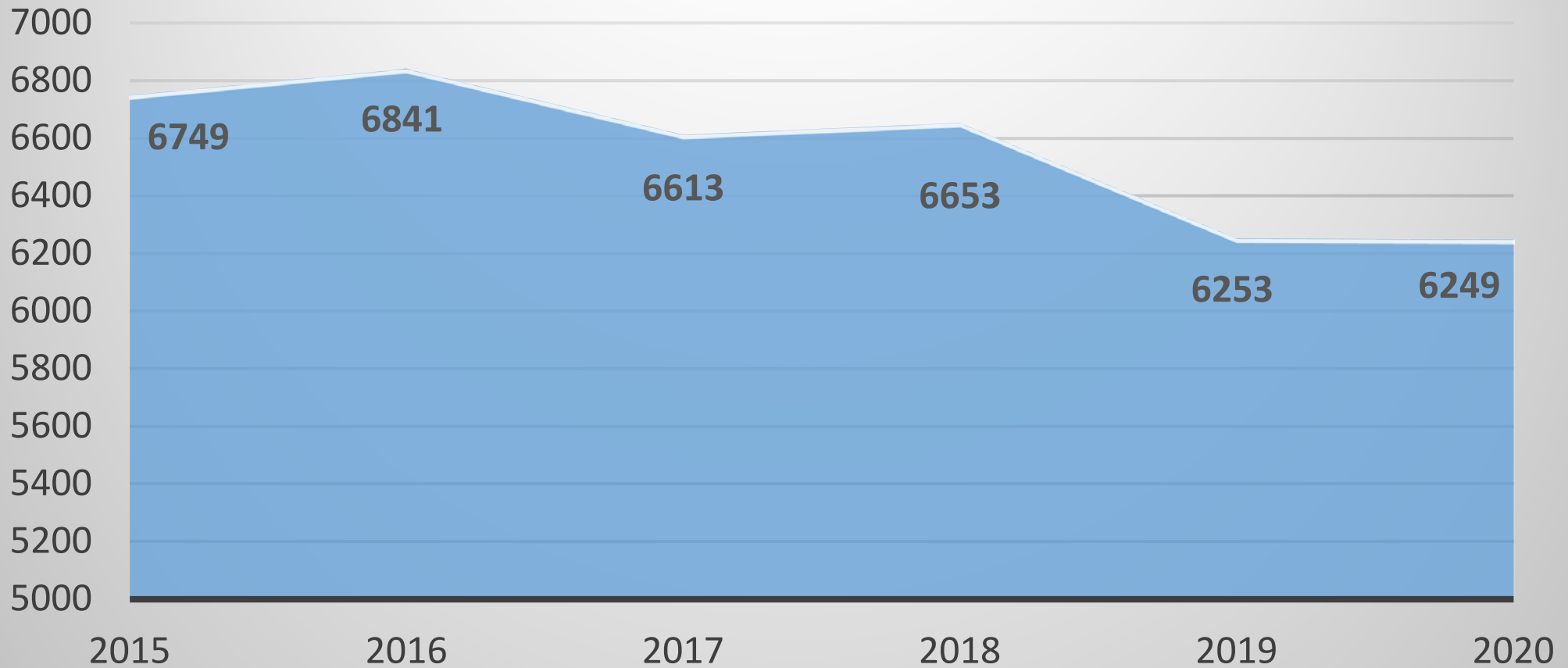
# NIBRS Total Crime By Quarter 2018-2020



# Total Accidents By Quarter (Reports) 2018-2020

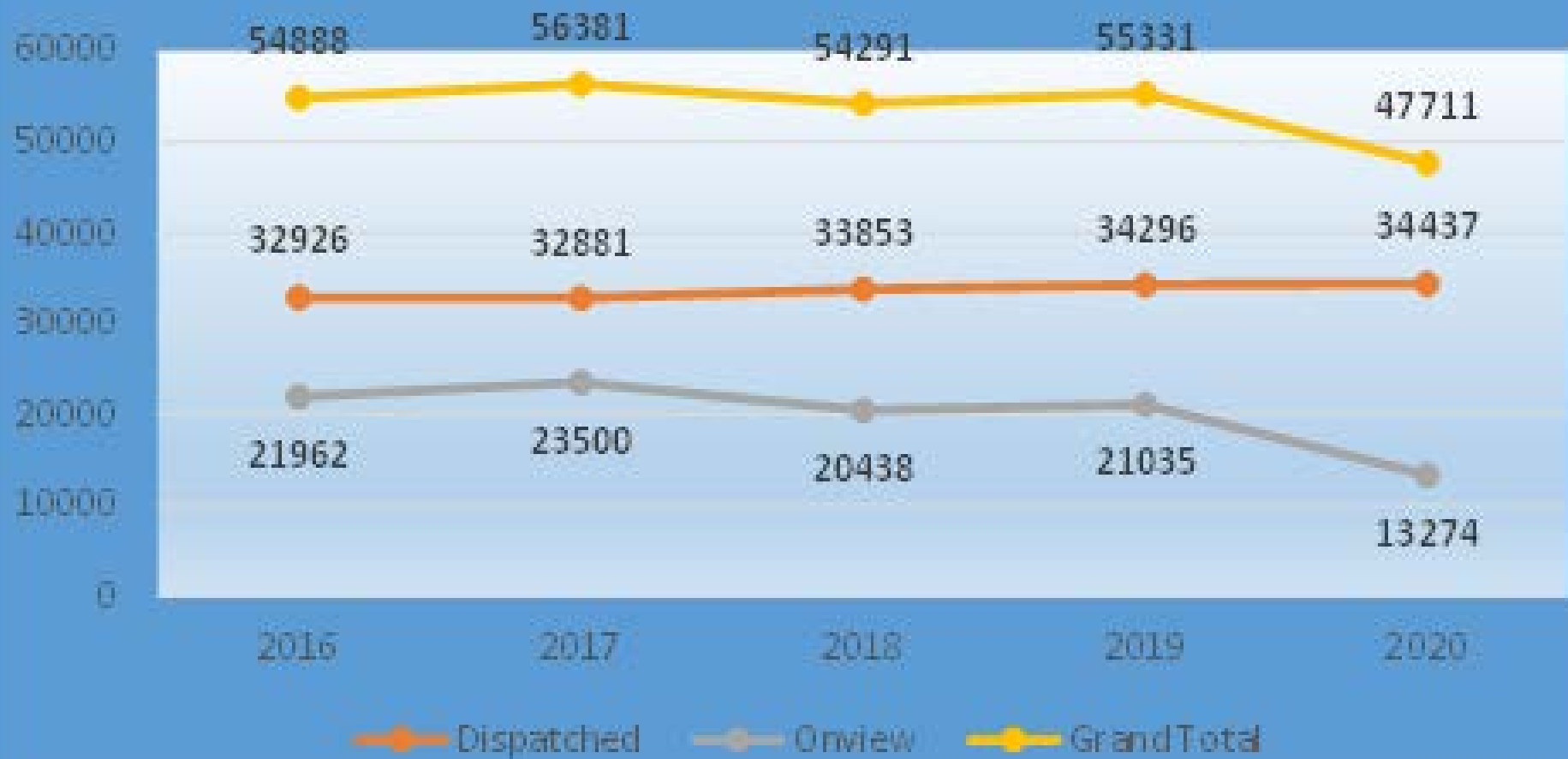


# Total Crime 4 Quarters 2015-2020



■ Forth Quarter

## Calls For Service 2016-2020 Lakewood PD Only



# 4th Quarter 2020 Synopsis

- Statistically good news with reductions in persons and property crimes leading to the second lowest quarterly crime rate in 3 years.
- Crimes Against Persons finished 2020 15% lower than 2019. 4th Quarter 2020 saw a significant decrease in overall violent crime (-32% from 3Q2020). 4 Homicides for the year and none in the 4<sup>th</sup> Quarter, although there were several shootings.
- Crimes Against Property saw an overall 8% increase from 2019 driven by Motor Vehicle Theft (+49.5%), Burglary (+18.6%) and Vandalism (+11.3%). All that despite 4th Quarter improvements almost across the board (-8% Burglary and -17% MVT).
- Overall Total Crime remained relatively flat with a slight .06% decrease. COVID presented challenges for law enforcement and while the Spring months of 2020 saw a spike in DV reports, they stabilized and overall went down from 867 (2019) to 757 (2020), not including Court Order Violations and DV related Property Crimes (Burglary)
- Our property room took in a total of 126 firearms in the 4<sup>th</sup> quarter. While they were taken for a variety of reasons (evidence, safekeeping, or court ordered surrender), it demonstrates the frequency in which our officers deal with incidents where firearms were either involved or present.