

Lakewood Police Department Quarterly Crime Report



- [NIBRS Incidents for 1Q2021 by District](#)
- [2021 Comparison Charts](#)
- [1Q2021 Significant Event Synopsis](#)
- [Vehicle Theft Case Arrests](#)



1st Quarter 2021



Lakewood Police Department

1st Quarter 2021 Calls For Service: 11,286 LE (4Q 2020- 11,558)

Lakewood PD Arrests (Felony): 78 (4Q 2020- 84)

Lakewood PD Arrests (Gross Misdemeanor): 0 (4Q 2020- 1)

Lakewood PD Arrests (Misdemeanor): 223 (4Q 2020 - 230)

Warrant Arrests: 108 (4Q 2020- 127)

1st Quarter 2021





City of Lakewood

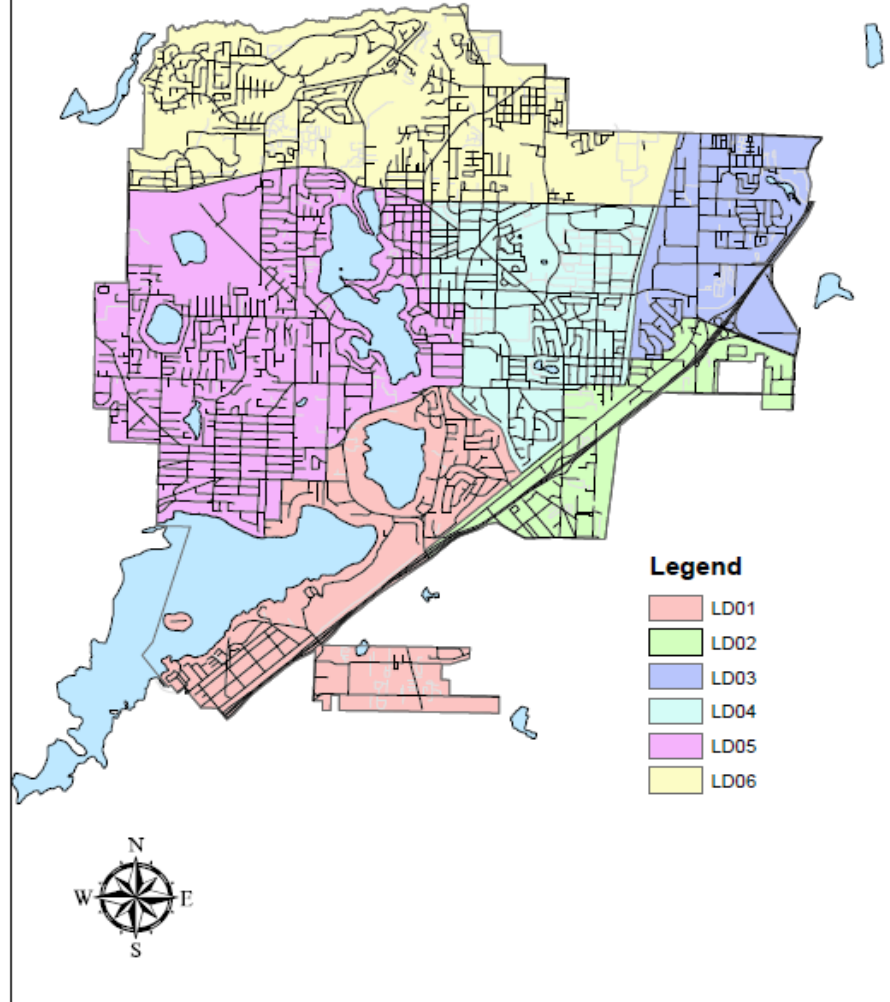


District Map

This product was prepared with care by the Lakewood Police Department Crime Analyst Unit.
City of Lakewood expressly disclaims
any liability for any inaccuracies which may yet be present. This is not a survey.
Call 253-850-5224 for further information.

15 July 2016

:\CIU\Crim Analyst\Working Folder\GIS Work\DouglasMap\4020100\kellon11X17_cau.mxd



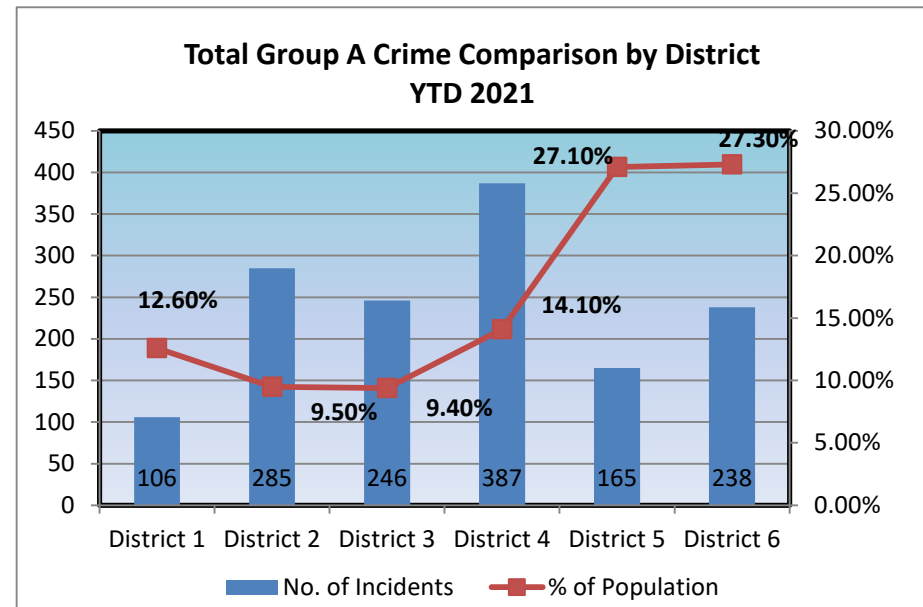
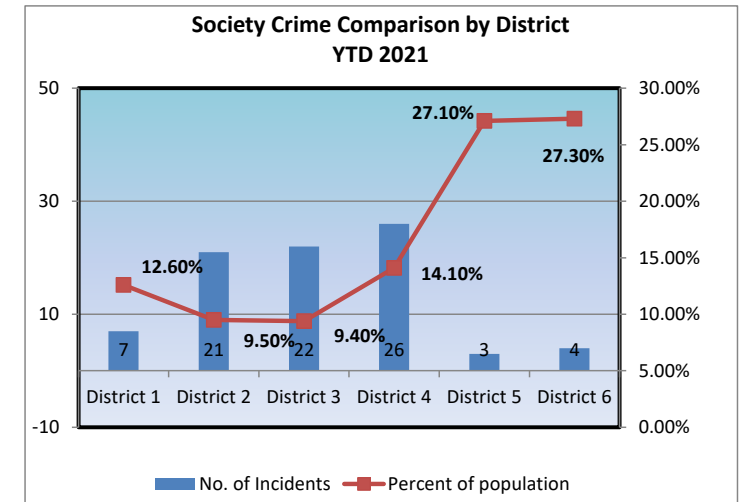
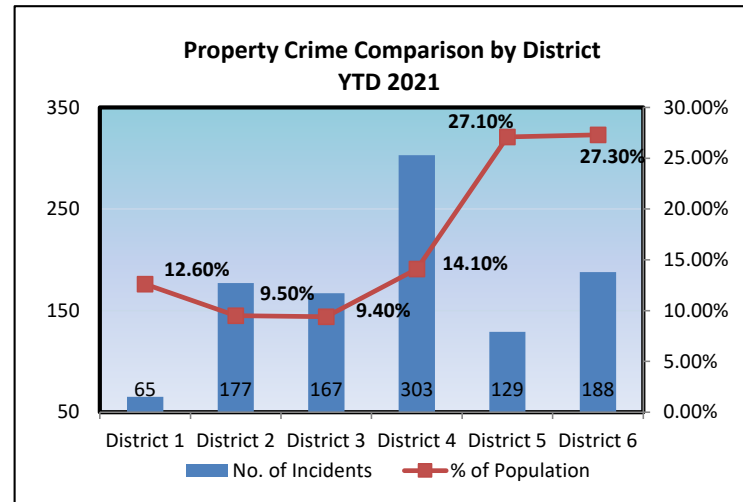
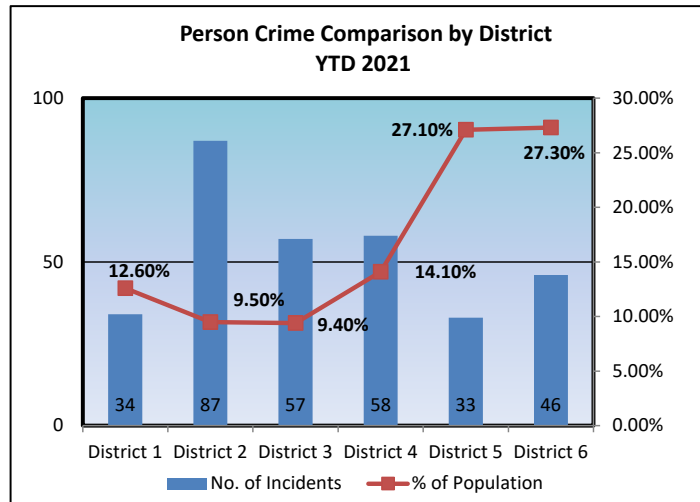
Lakewood Districts at a Glance

1Q2021

LD01 Most Common Criminal/Violation Type CFS (Onview)		
T	Traffic	106
SS	Subject Stop	24
FOOTPATR	Foot Patrol	22
LD01 Most Common Criminal/Violation Type CFS (Dispatched)		
WEL	Welfare Check	93
DV	Domestic Violence	91
SUSP/SUPV	Suspicious Person/Vehicle	69
LD02 Most Common Criminal/Violation Type CFS (Onview)		
T	Traffic	251
SS	Subject Stop	74
SUSP/SUSV	Suspicious Person/Vehicle	31
LD02 Most Common Criminal/Violation Type CFS (Dispatched)		
WEL	Welfare Check	158
UNW	Unwanted Person	144
DV	Domestic Violence	122
LD03 Most Common Criminal/Violation Type CFS (Onview)		
T	Traffic	269
SS	Subject Stop	58
CIT	Citizen Assist	20
LD03 Most Common Criminal/Violation Type CFS (Dispatched)		
UNW	Unwanted Person	100
WEL	Welfare Check	84
911	Hang-up	71

LD04 Most Common Criminal/Violation Type CFS (Onview)		
T	Traffic	335
SS	Subject Stop	52
SEC	Security Check	36
LD04 Most Common Criminal/Violation Type CFS (Dispatched)		
UNW	Unwanted Person	190
911	Hang-up	184
WEL	Welfare Check	174
LD05 Most Common Criminal/Violation Type CFS (Onview)		
T	Traffic	113
SOV	Sex Offender Verification	36
SEC	Security Check	26
LD05 Most Common Criminal/Violation Type CFS (Dispatched)		
911	Hang-up	94
DV	Domestic Violence	89
WEL	Welfare Check	86
LD06 Most Common Criminal/Violation Type CFS (Onview)		
T	Traffic	174
SOV	Sex Offender Verification	28
CIT	Citizen Assist	13
LD06 Most Common Criminal/Violation Type CFS (Dispatched)		
WEL	Welfare Check	232
911	Hang-up	121
DV	Domestic Violence	83

Comparison Crime Against Population

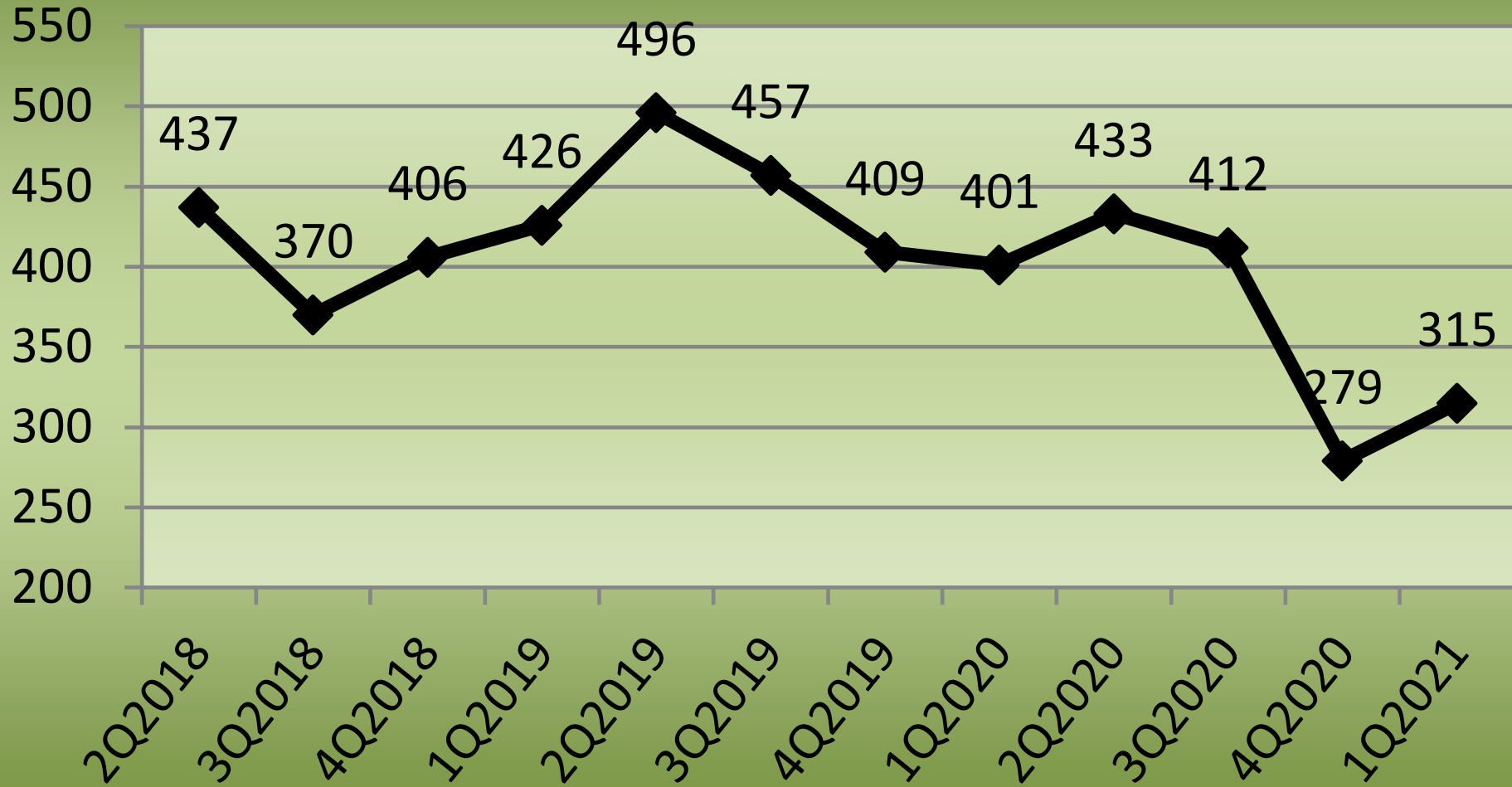


City of Lakewood Incident Report 1Q 2021

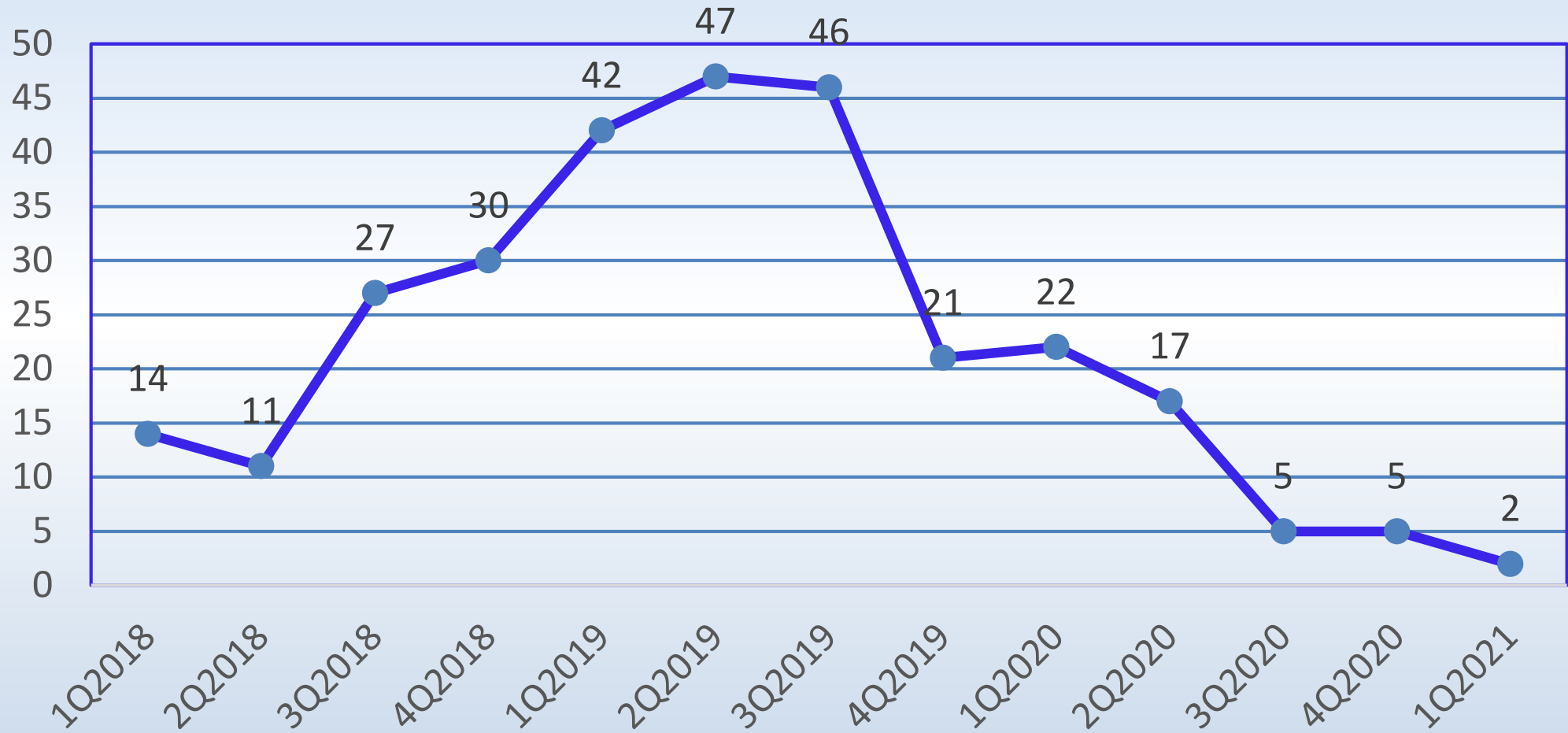


	1st Quarter 2021												YTD Percent Change 1Q2020-2021
	1st Quarter 2021						City		Quarterly Percent Change	City			
	LD01	LD02	LD03	LD04	LD05	LD06	4Q2020	1Q2021	4Q20-1Q21	YTD2020	YTD2021		
Person Crimes													
Aggravated Assault	6	20	9	9	4	7	55	55	0.00%	88	55	-37.50%	
Simple Assault	26	54	44	45	25	31	195	225	15.38%	271	225	-16.97%	
Homicide	0	0	1	0	0	0	0	1	100.00%	3	1	-66.67%	
Kidnapping	1	3	0	2	1	1	5	8	60.00%	12	8	-33.33%	
Sex (Forcible)	1	3	0	0	0	2	8	6	-25.00%	10	6	-40.00%	
Sex (NonForcible)	0	7	3	2	3	5	12	20	66.67%	17	20	17.65%	
Totals and Averages	34	87	57	58	33	46	275	315	14.55%	401	315	-21.45%	
Property Crimes													
Arson	0	0	1	4	1	1	3	7	133.33%	2	7	250.00%	
Bribery	0	0	0	0	0	0	0	0	NA	0	0	NA	
Burglary	10	18	30	15	14	17	125	104	-16.80%	120	104	-13.33%	
Counterfeiting	0	1	3	3	0	1	6	8	33.33%	17	8	-52.94%	
Vandalism	16	43	41	73	46	57	317	276	-12.93%	251	276	9.96%	
Embezzlement	0	0	0	0	0	0	0	0	NA	0	0	NA	
Extortion	0	0	0	1	1	0	2	2	0.00%	1	2	100.00%	
Fraud	4	13	4	17	7	8	34	53	55.88%	47	53	12.77%	
Larceny	19	69	55	150	52	81	466	426	-8.58%	441	426	-3.40%	
Motor Vehicle Theft	13	27	27	35	8	18	116	128	10.34%	95	128	34.74%	
Robbery	3	6	6	5	0	5	23	25	8.70%	14	25	78.57%	
Stolen Property	0	0	0	0	0	0	0	0	NA	0	0	NA	
Totals and Averages	65	177	167	303	129	188	1092	1029	-5.77%	988	1029	4.15%	
Society Crimes													
Drug	3	11	15	19	2	1	98	51	-47.96%	94	51	-45.74%	
Pornography	0	0	0	0	0	0	0	0	NA	3	0	-100.00%	
Prostitution	0	2	0	1	0	1	8	4	-50.00%	3	4	33.33%	
Weapon Law Violations	4	8	7	6	1	2	33	29	-12.12%	27	29	7.41%	
Totals and Averages	7	21	22	26	3	4	139	84	-39.57%	127	84	-33.86%	
Grand Totals and Averages	106	285	246	387	165	238	1506	1428	-5.18%	1516	1428	-5.80%	

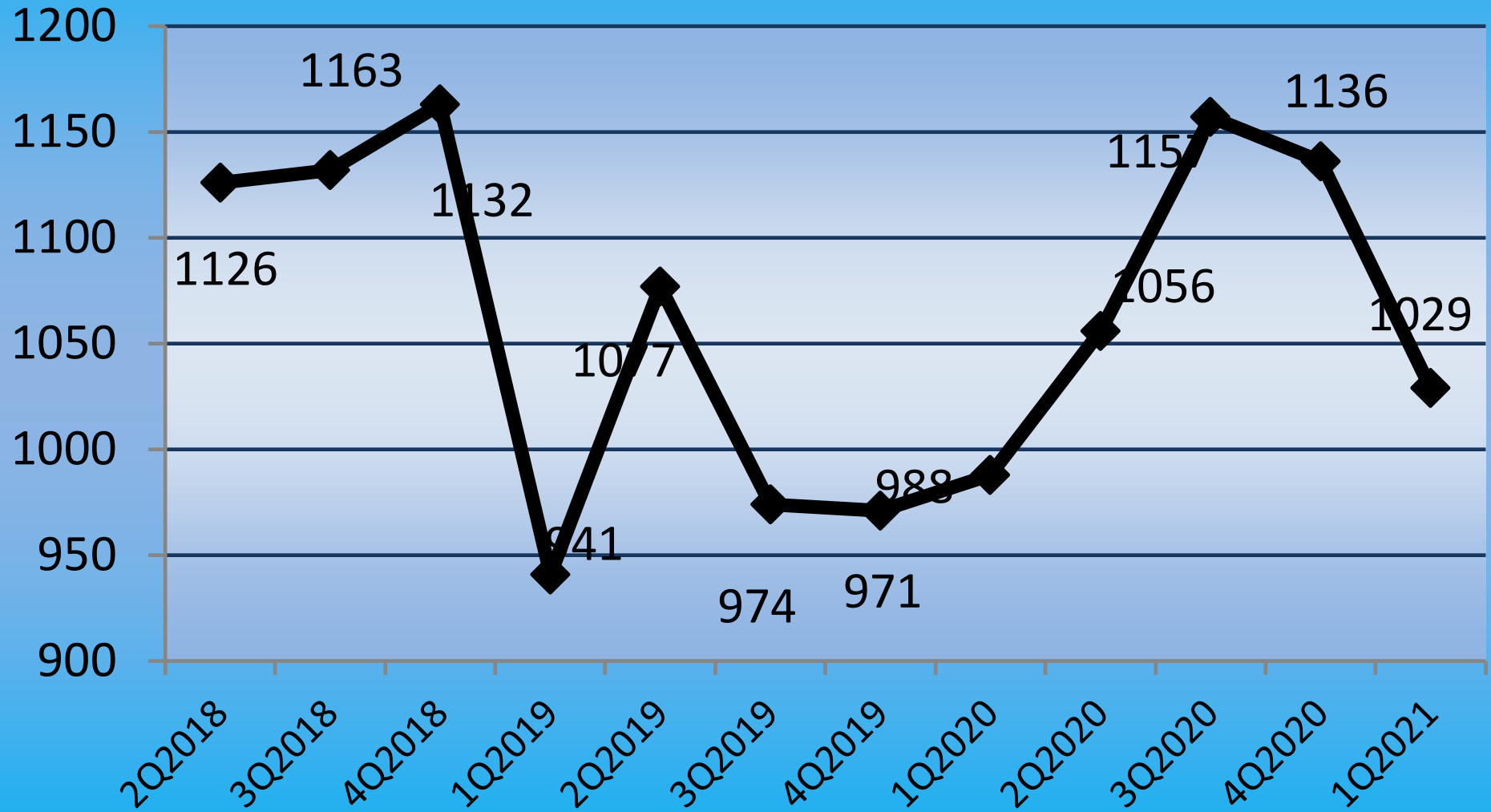
NIBRS Person Crime By Quarter 2018-2021



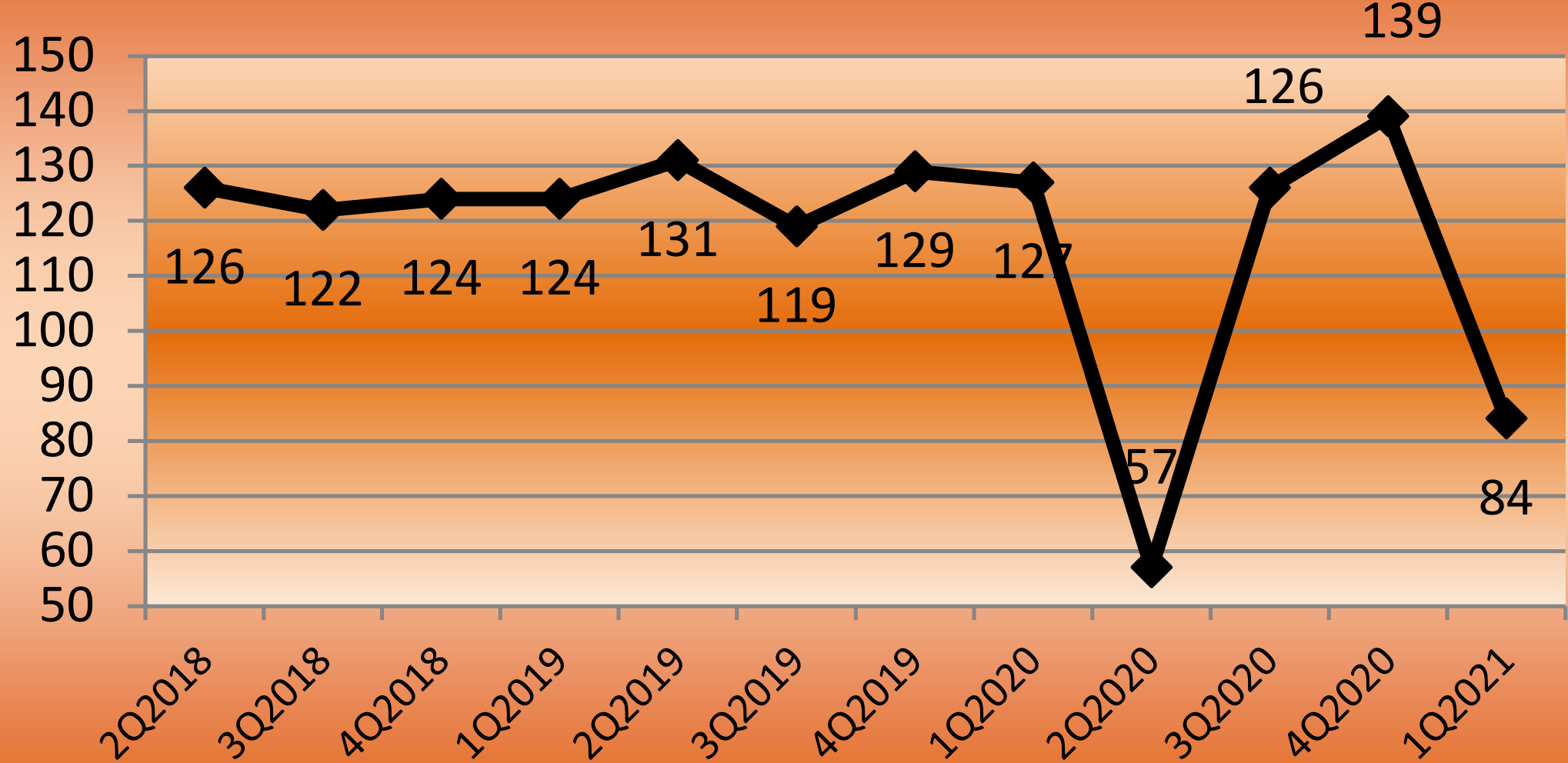
Western State Hospital NIBRS Person Crime By Quarter 2018-2021



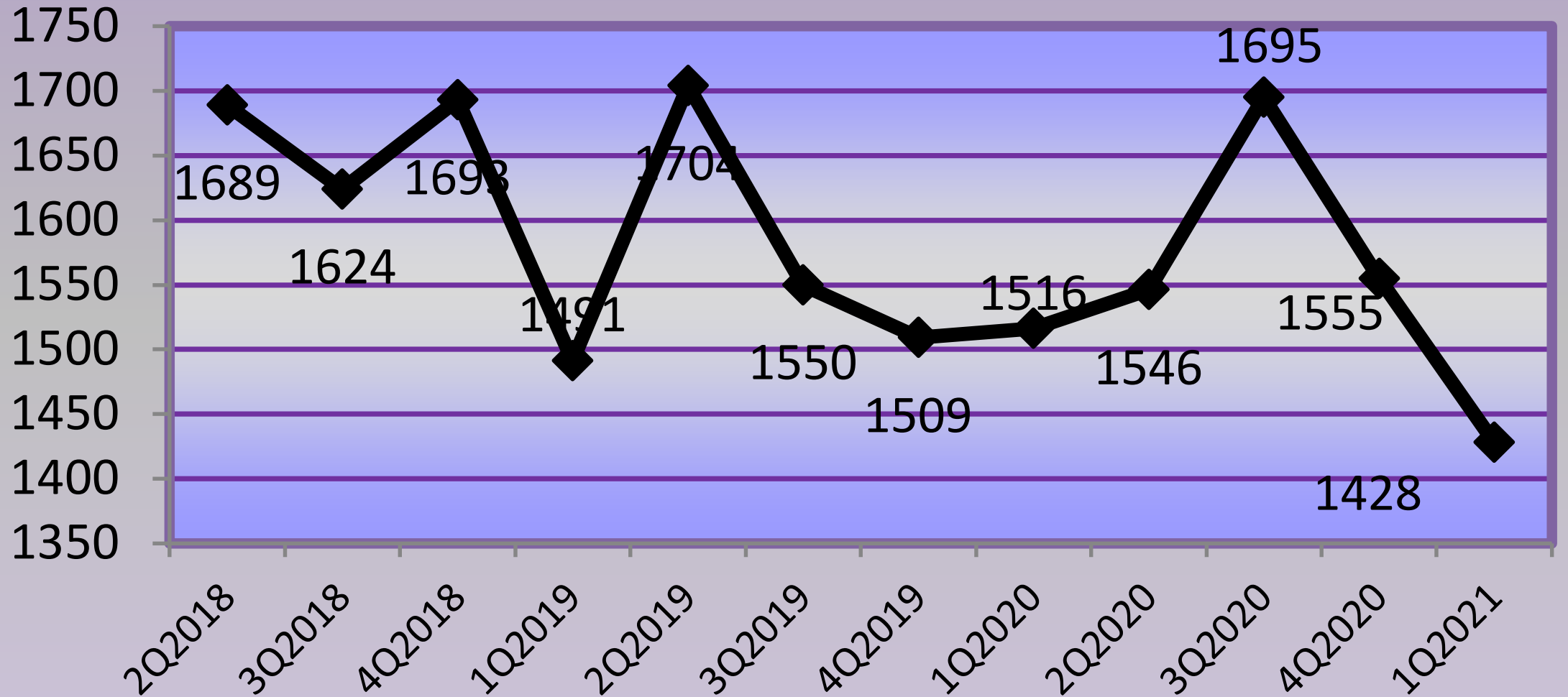
NIBRS Property Crime By Quarter 2018-2021



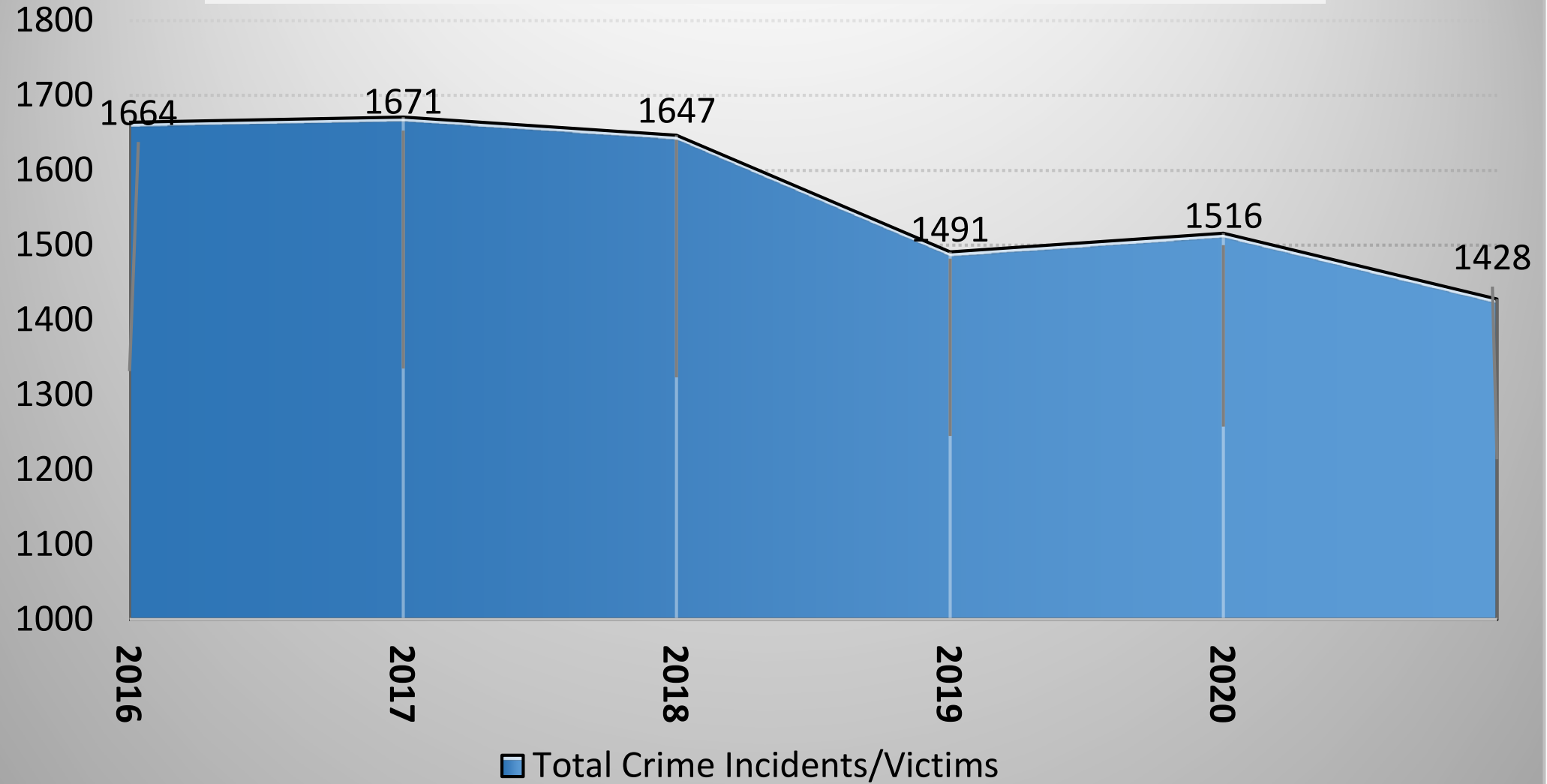
NIBRS Society Crimes By Quarter 2018-2021



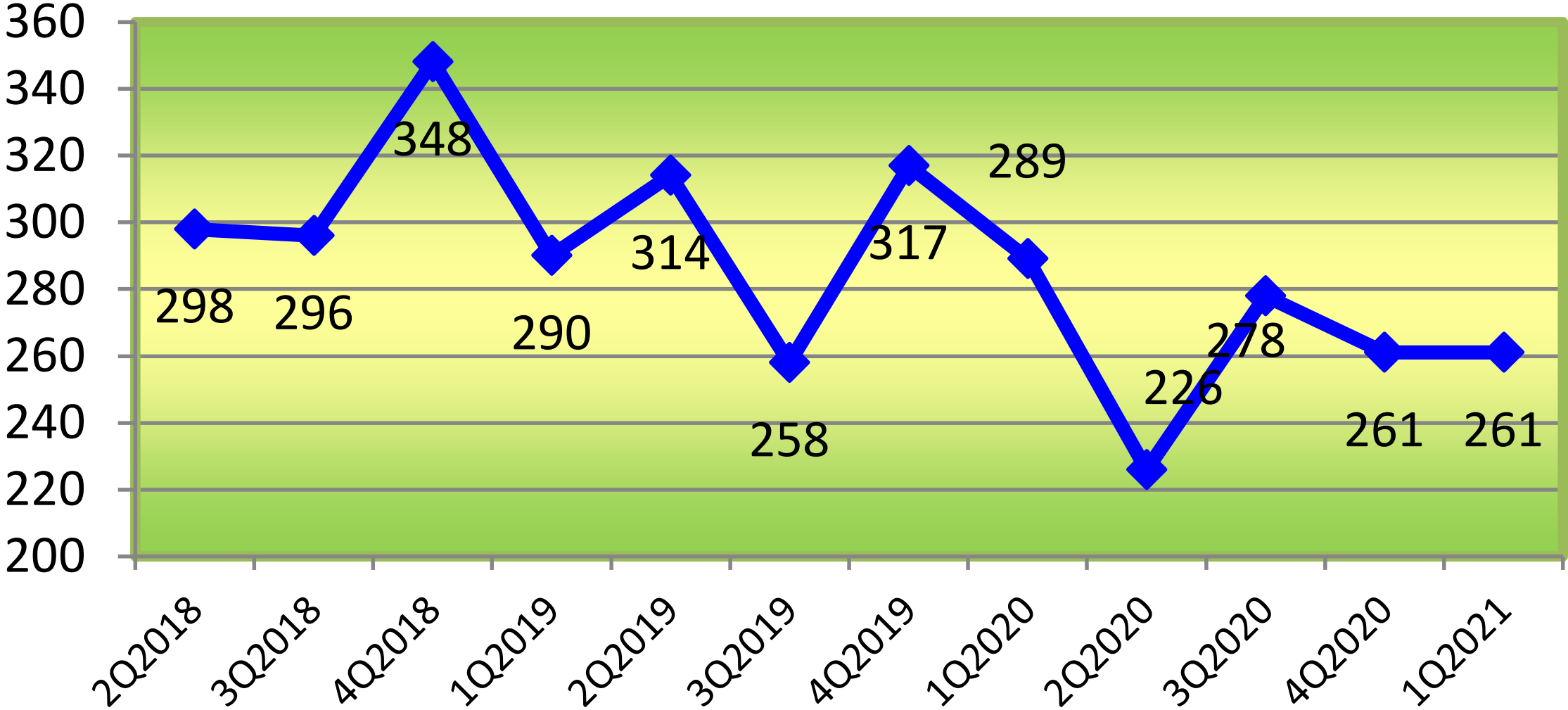
NIBRS Total Crime By Quarter 2018-2021



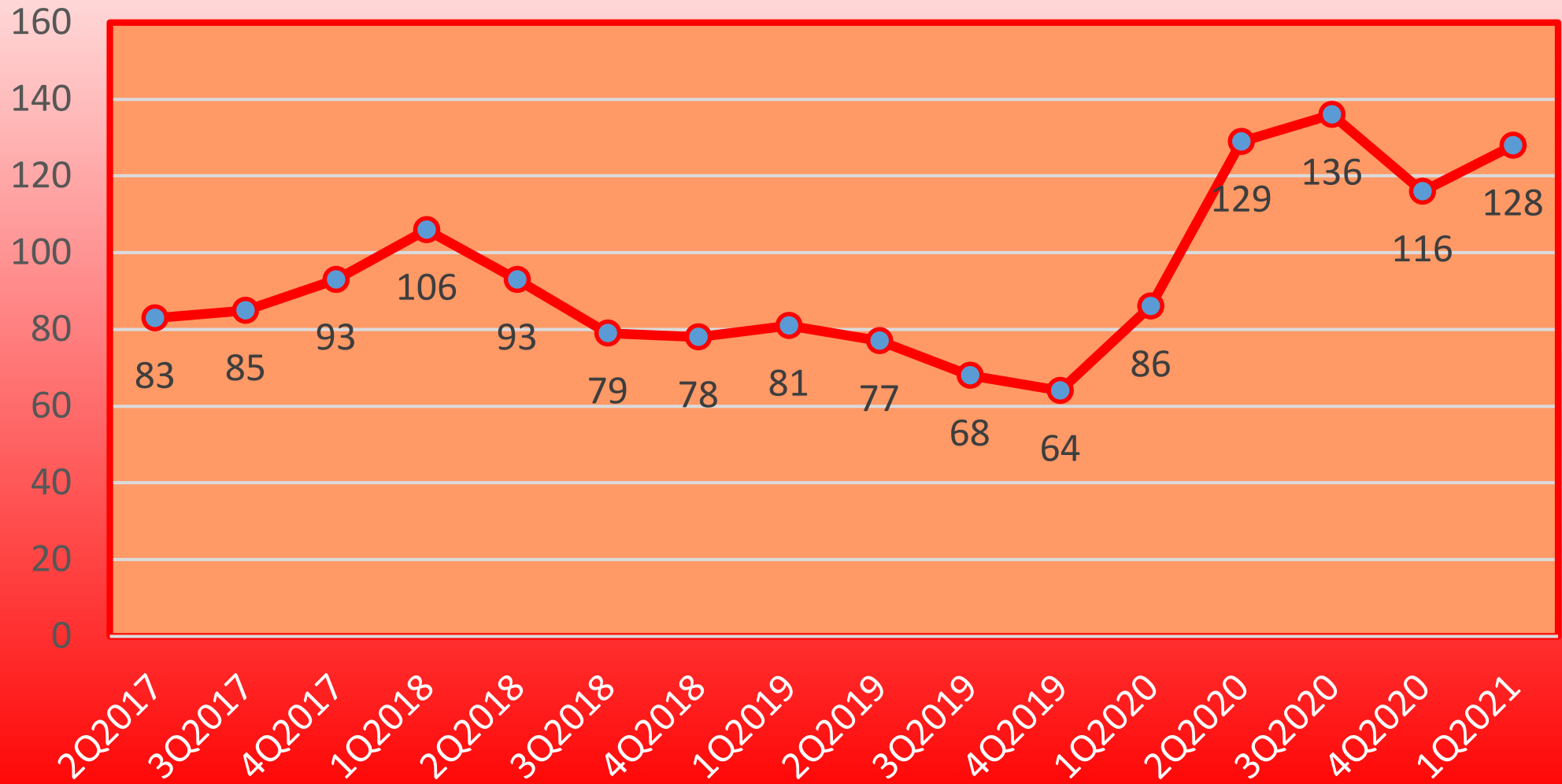
Total Crime 1st Quarters 2016-2021



Total Accidents By Quarter (Reports) 2018-2021



Motor Vehicle Theft 2Q2017-1Q2021



1st Quarter Notable Incidents

- Homicide – On January 7th a 17 year old shot his father in the back of the head after an argument. He then called 911 and reported it as a suicide. Detectives quickly unraveled the truth and the suspect was taken into custody and charged with Murder.
- Child abuse- Also on January 7th, officers responded to Mary Bridge Childrens' Hospital for a report of a 6 week old baby with multiple (21) broken bones. During the subsequent investigation detectives developed probable cause for arrest of the father for assault of a child. He is currently in custody awaiting trial.
- Shooting on I-5 – On March 10th Lakewood officers responded to assist WSP following a shooting on the highway. The shooter, recently released from jail, was playing with his sister-in-law's pistol in the vehicle when he shot himself through his hand and into her upper leg. The suspect then got out of the car, pointed the gun at a trooper before pointing the gun at his own head. The trooper tackled the suspect and he was taken into custody. Lakewood officers rendered aid to the injured victim and assisted WSP. I-5 traffic was affected for several hours.
- Street racing and intersection takeovers have become an issue in Western Washington. Different groups hold organized gatherings for the purpose of racing or taking over public intersections and private parking lots to record "burnouts" for social media posting. These events not only disrupt traffic but they create a safety hazard for participants, spectators, and innocent bystanders. As these incidents frequently cross jurisdictional boundaries, Lakewood collaborated with other regional agencies to hold several emphases for the purpose of deterring these events.
- Crimes Against Persons are low despite a slight uptick from 4th Quarter 2020 (275 to 315 violent crimes across the entire city). Still... 315 is the 2nd lowest violent crime number since 1Q2011. 1Q2021 numbers were driven by 225 simple assaults. 55 Aggravated Assaults for an entire quarter is a low number by comparison.
- Crimes Against Property was down for the second quarter. Car Thefts are still high continuing an upward trend since 2Q2020. Our own internal assessment shows that most thefts are of Hondas/Acuras, Ford Pickups and vehicles left idling by their owners. Burglaries are down 16.8% and Vandalism is down 12.9% from the same time in 2020. Larceny (normally the largest number in Property Crime and includes shoplifting and car prowls) was down 8.6% from 4Q2020.
- Overall Total Crime was lower for the second quarter in a row driven by the decrease in property crime.