



Lakewood Police Department

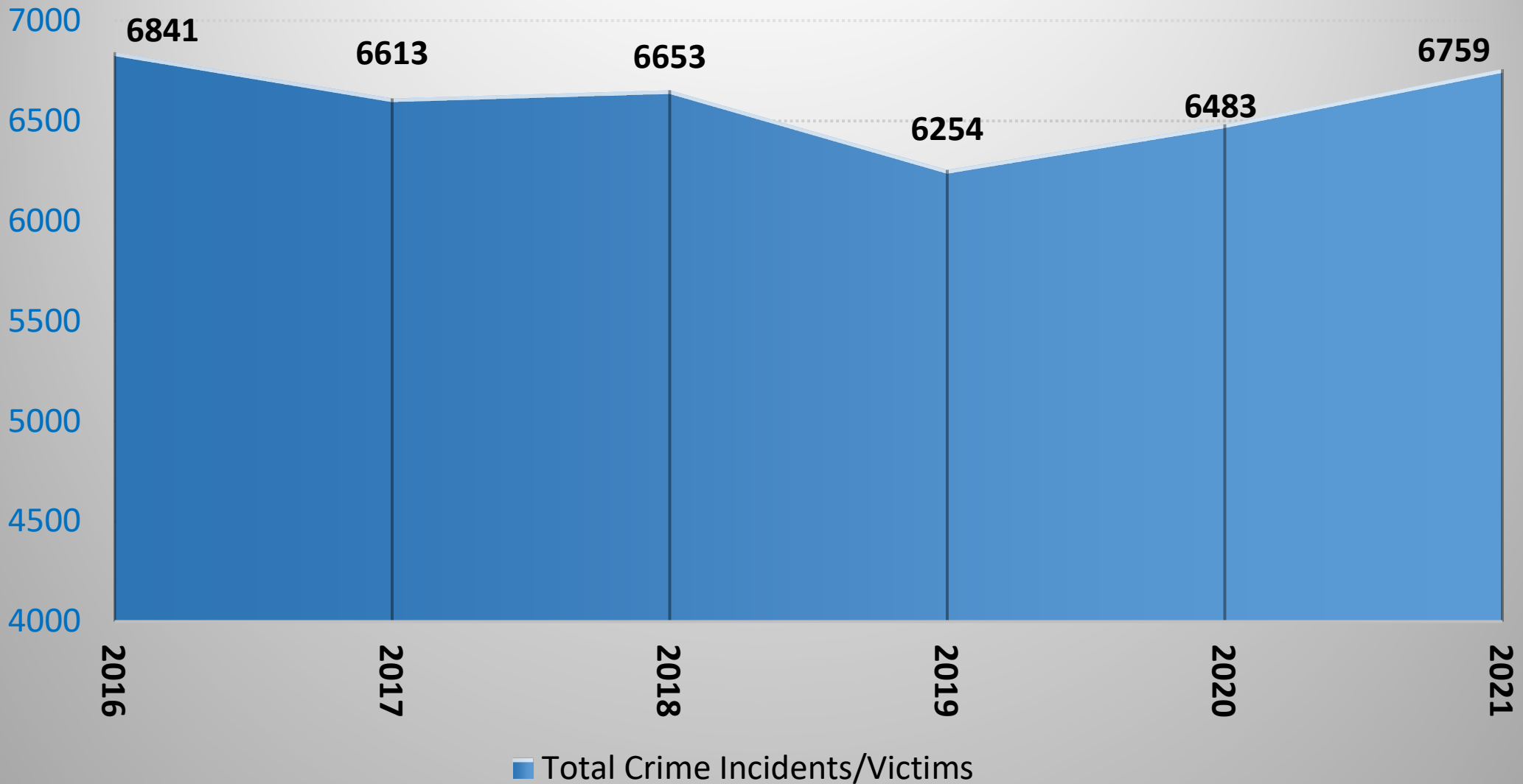
2021 4th Quarter Report

City of Lakewood Incident Report 4Q 2021

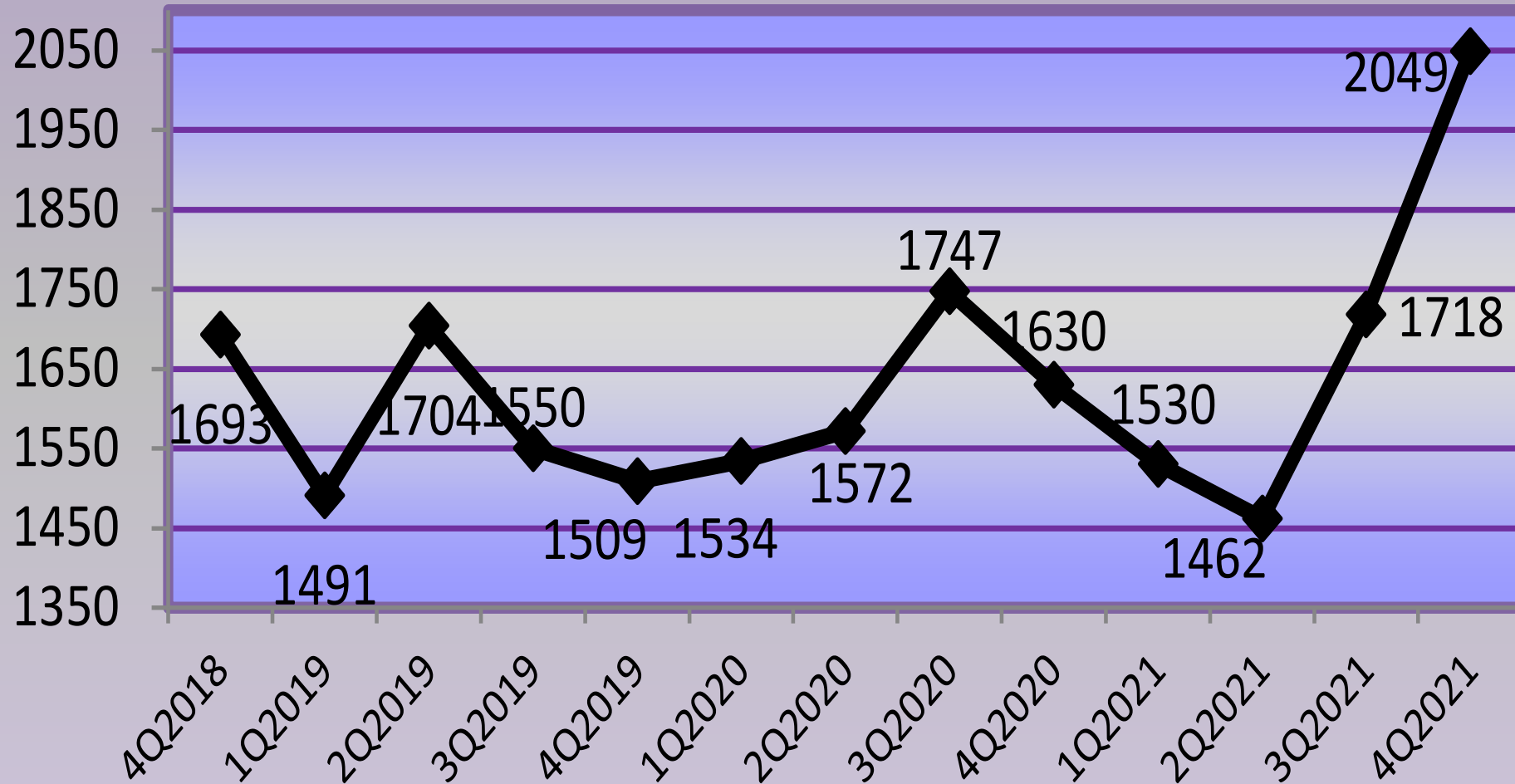


	4th Quarter 2021 By District												4Q City		Quarterly Percent Change	YTD City		YTD Percent Change
	LD01	LD02	LD03	LD04	LD05	LD06	3Q2021	4Q2021	3Q21-4Q21	YTD2020	YTD2021	4Q2020-2021						
	Person Crimes																	
Aggravated Assault	17	31	25	27	17	12	131	129	-1.53%	372	414	11.29%						
Simple Assault	36	46	45	41	44	48	384	260	-32.29%	1057	1155	9.27%						
Homicide	0	1	0	0	0	1	2	2	0.00%	7	8	14.29%						
Kidnapping	2	1	1	2	0	0	8	6	-25.00%	33	25	-24.24%						
Sex (Forcible)	2	2	1	1	0	1	10	7	-30.00%	38	29	-23.68%						
Sex (NonForcible)	0	1	4	6	0	5	10	16	60.00%	81	66	-18.52%						
Totals and Averages	57	82	76	77	61	67	545	420	-22.94%	1588	1697	6.86%						
Property Crimes																		
Arson	0	0	0	1	0	0	8	1	-87.50%	9	21	133.33%						
Bribery	0	0	0	0	0	0	0	0	NA	0	0	NA						
Burglary	20	28	38	34	17	43	102	180	76.47%	501	488	-2.59%						
Counterfeiting	2	2	0	6	1	3	7	14	100.00%	42	42	0.00%						
Vandalism	40	67	69	97	48	68	307	389	26.71%	1187	1265	6.57%						
Embezzlement	0	0	0	0	0	0	0	0	NA	0	0	NA						
Extortion	0	0	1	0	2	0	1	3	200.00%	11	10	-9.09%						
Fraud	2	3	4	11	5	5	18	30	66.67%	216	149	-31.02%						
Larceny	42	88	70	239	64	123	484	626	29.34%	1830	1990	8.74%						
Motor Vehicle Theft	27	50	64	62	19	37	144	259	79.86%	481	657	36.59%						
Robbery	4	13	6	12	2	1	31	38	22.58%	73	113	54.79%						
Stolen Property	1	7	11	12	1	8	0	40	NA	94	111	NA						
Totals and Averages	138	258	263	474	159	288	1102	1580	43.38%	4444	4846	9.05%						
Society Crimes																		
Drug	0	0	3	5	1	2	9	11	22.22%	322	86	-73.29%						
Pornography	1	1	0	0	0	0	0	2	200.00%	6	3	-50.00%						
Prostitution	0	0	0	0	1	0	1	1	0.00%	21	8	-61.90%						
Weapon Law Violations	3	9	8	6	4	4	33	34	3.03%	102	119	16.67%						
Totals and Averages	4	10	11	11	6	6	43	48	11.63%	451	216	-52.11%						
Grand Totals and Averages	199	350	350	562	226	361	1690	2048	21.18%	6483	6759	4.26%						

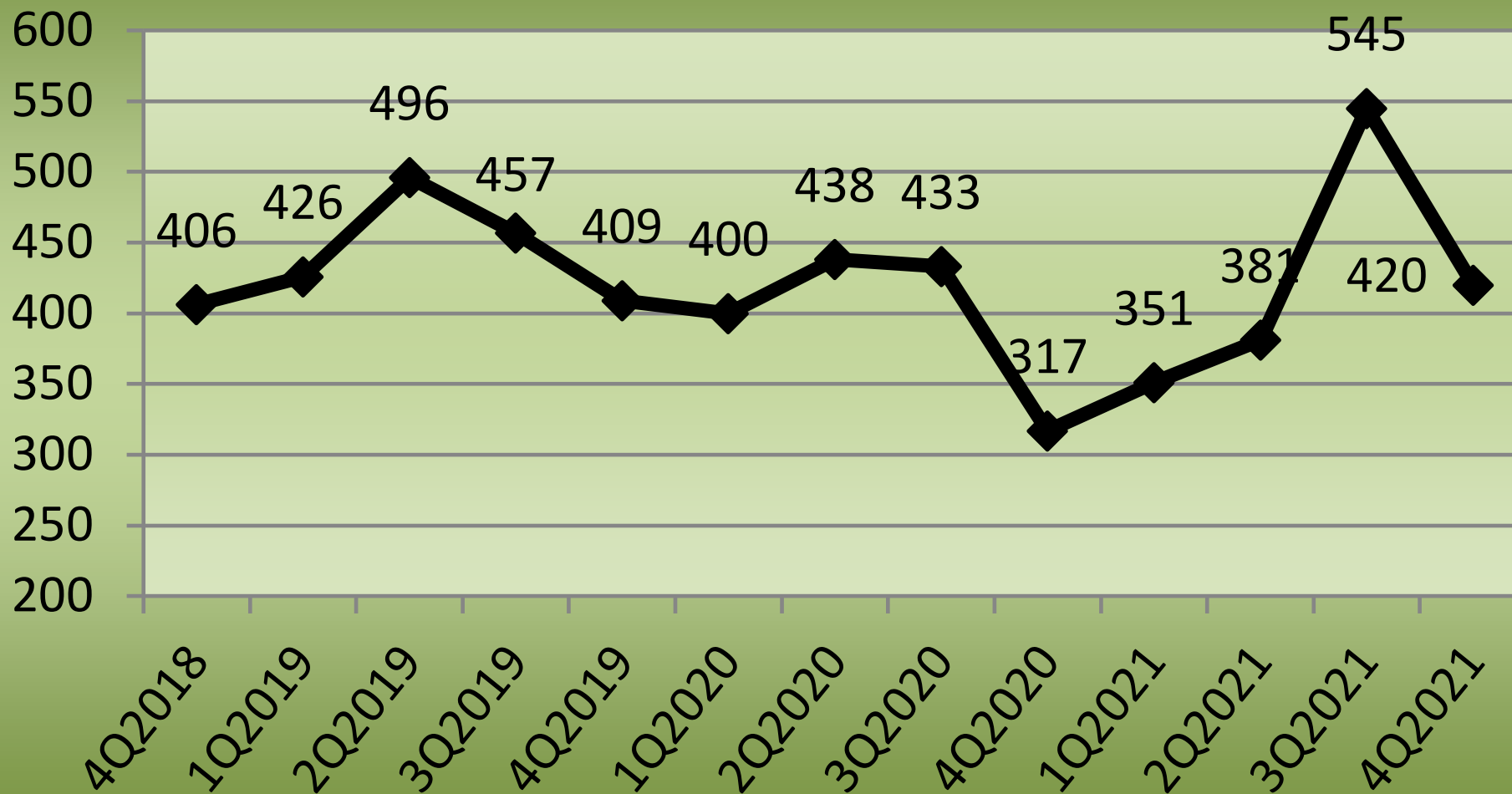
Total Crime 4th Quarters (YTD) 2016-2021



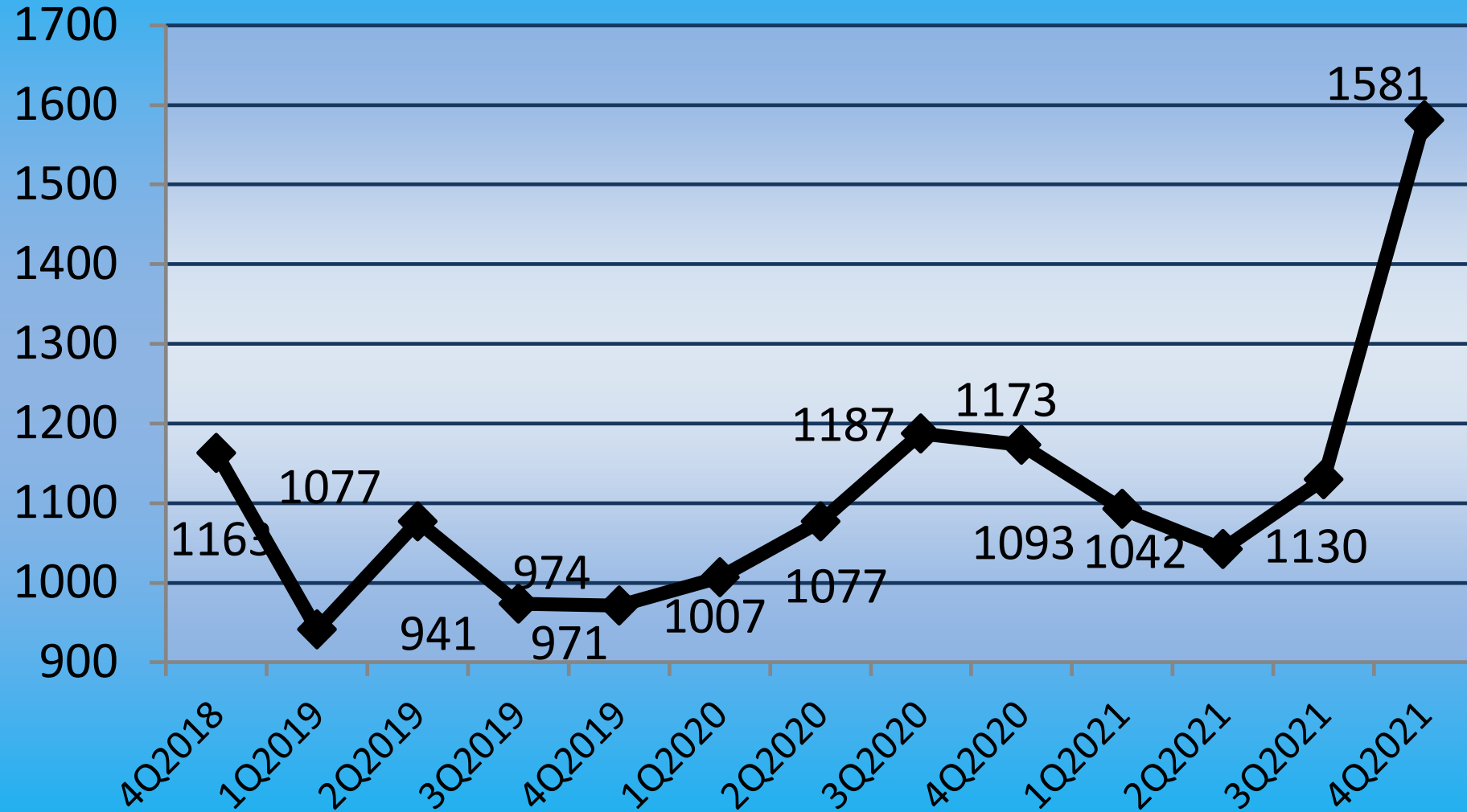
NIBRS Total Crime By Quarter 2018-2021



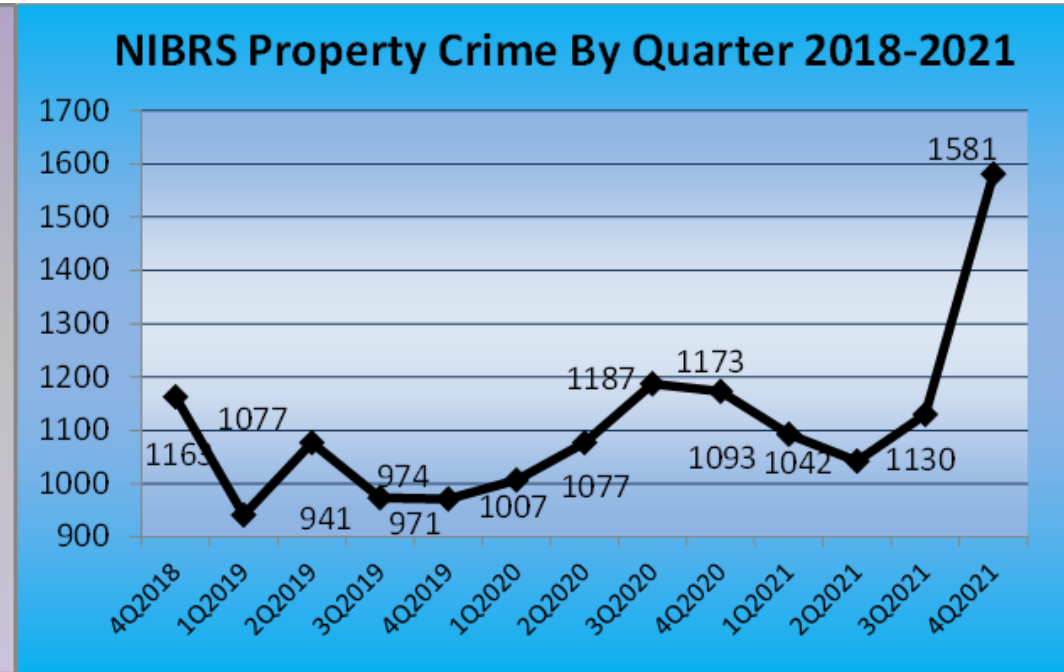
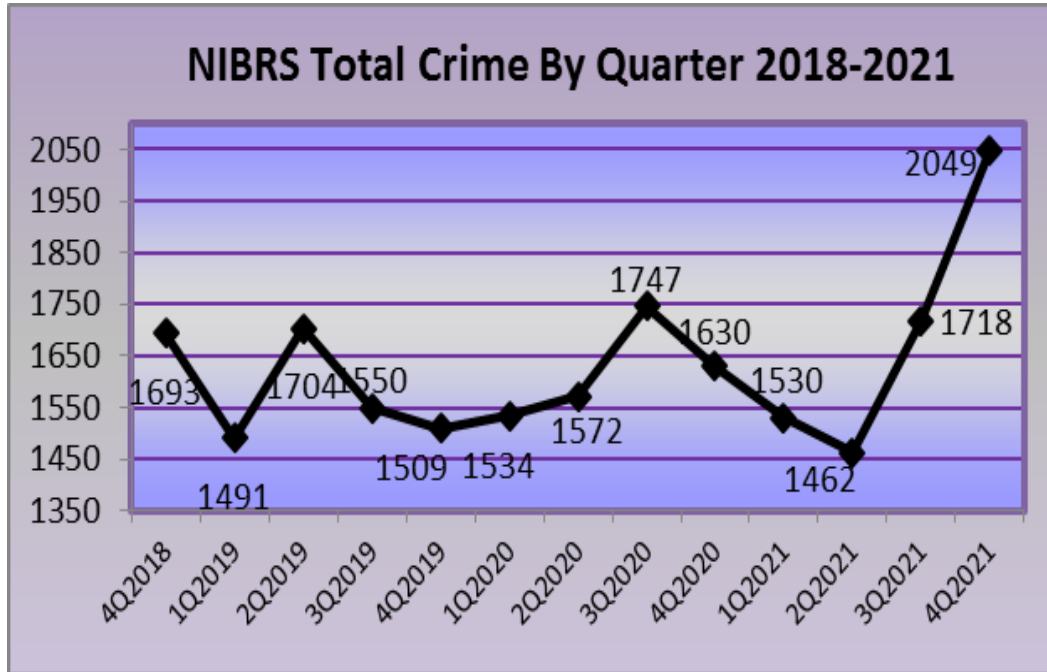
NIBRS Person Crime By Quarter 2018-2021



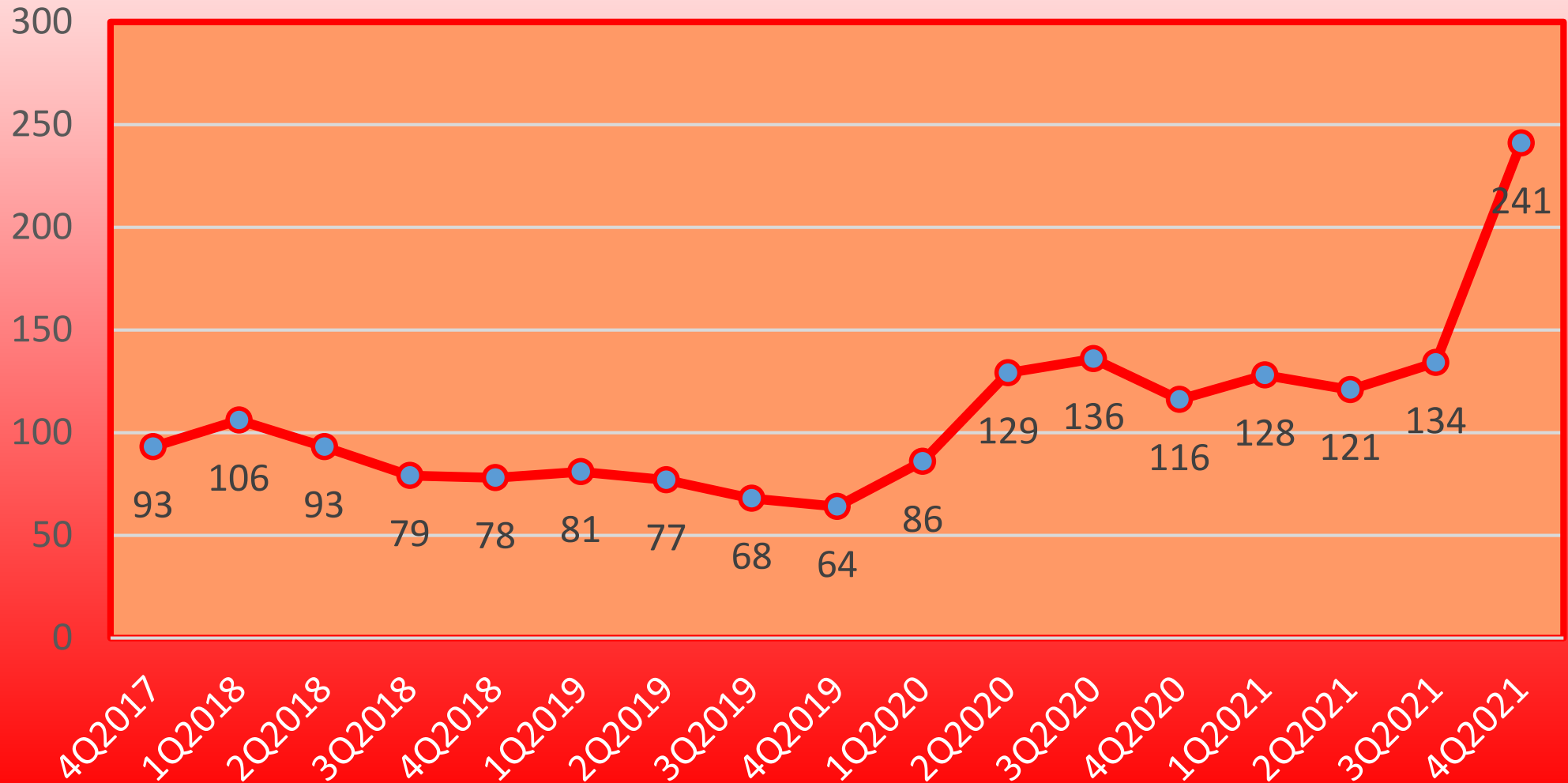
NIBRS Property Crime By Quarter 2018-2021



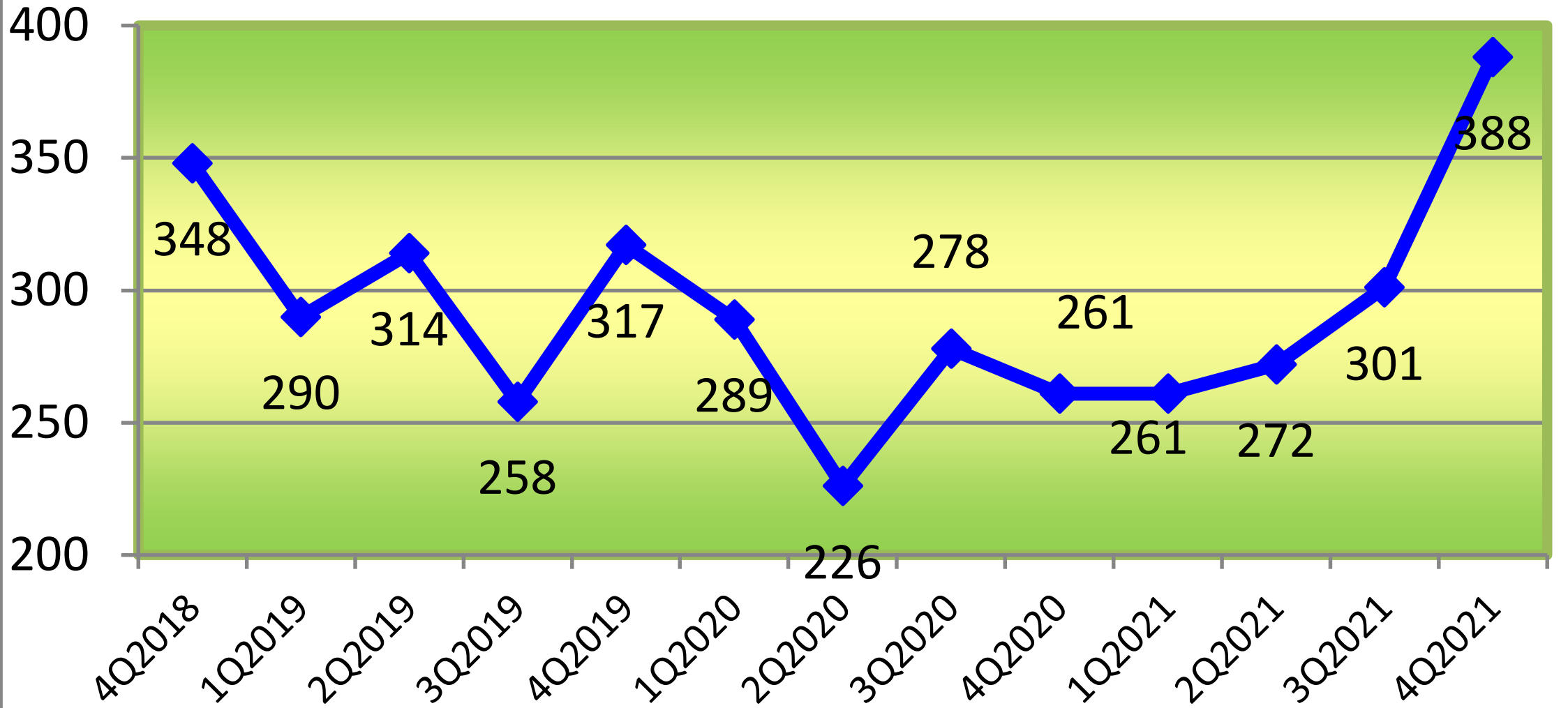
Total Crime Driven By Property Crimes



Motor Vehicle Theft 4Q2017-4Q2021



Total Accidents By Quarter (Reports) 2018-2021



Eluding/Pursuit 2018-2021

