


Submitting Commercial Mechanical Application

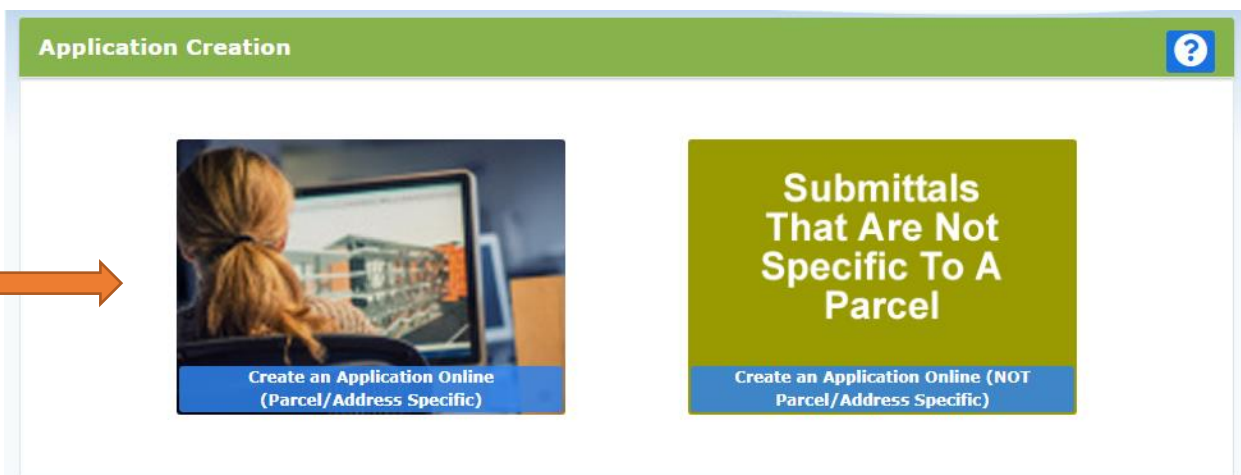
- Start at <https://pals.cityoflakewood.us/palsonline/#/dashboard> and click on Login at the top of the page and enter your email address and password.
 - If you do not currently have an account you will need to sign up for one before moving on. You will be asked to provide basic information.



- Once logged in click on “Apply Online” along the top of the site.



- Select “Create an Application Online (Parcel/Address Specific)”



- Select either Tax Parcel # or Site Address option. Then parcel number or address in the text box.

Parcel Address Search



Tax Parcel # Site Address



Enter a 10 digit tax parcel number

Search













Clear

- The following page is to confirm the address or parcel you've entered – you can click “Create” to move forward.
- Select “New Construction”
 - The proceeding screens will just ask you to confirm your information and the Site Information.

Permit Type Selection



Parcel Number: 4001880100 - 6000 MAIN ST SW

 <p>ELECTRIC WATER HEATER REPLACEMENT</p> <p>Electric Water Heater Replacement</p>	 <p>SUBDIVIDE PROPERTY</p> <p>Subdivide Property</p>	 <p>RESIDENTIAL PLUMBING</p> <p>Residential Plumbing</p>	 <p>RESIDENTIAL MECHANICAL, INCLUDING GAS HOT WATER HEATER</p> <p>Residential Mechanical</p>
 <p>LAND USE & ENVIRONMENTAL REVIEW</p> <p>Land Use and Environmental Review</p>	 <p>FURNACE REPLACEMENT</p> <p>Furnace Replacement</p>	 <p>DEMOLITION PERMIT</p> <p>Demolitions</p>	 <p>CUSTOMER MEETINGS</p> <p>Customer Meetings</p>
 <p>NEW CONSTRUCTION</p> <p>Construct/Build/Install Something</p>	 <p>AMEND DEVELOPMENT REGULATIONS</p> <p>Amend Development Regulations</p>	 <p>ADULT FAMILY HOME</p> <p>Adult Family Home</p>	 <p>RIGHT OF WAY</p> <p>Parcel Specific Right of Way Parcel Specific ROW</p>

- Type of Project – Commercial
 - Select One (Permit Type) – Choose “Building (Commercial)”

- Short Description of Project – Include a brief description of the scope of work to be performed.

Pre-Screening Application to Construct/Build Something

Contact Info > Site Address > Project > Attachments > Summary

Parcel Number: 4001880100 - 6000 MAIN ST SW

Project Information

Type of Project: Commercial


Select One:

- Building (Commercial)
- Change of Use or Occupancy Inspection
- Commercial/Industrial Structure
- Demolition
- Factory Assembled Structure
- Gate
- Interior Remodel
- Permanent Sign
- Re-Roof

Next →


- The next screen is where you'll be able to upload the permit application(s).
 - If you've already completed the required applications and saved it/them to your computer all you'll need to do is click "Browse" and select the correct file.
 - If you have not completed the actual application click [here](#) to be taken to the form. You will be required to print out the document, complete it, and scan it to your computer before moving forward.

- Once all the necessary documents have been uploaded you will be able to select “Next”




Pre-Screening Application to Construct/Build Something 

Contact Info > Site Address > Project > Attachments > Summary

Parcel Number: 4001880100 - 6000 MAIN ST SW



Attachments  [Next →](#)

Depending on the type of project you are submitting there may be a list of suggested documents below. Attaching each of them will make the processing of your application more successful. If there is no list or you have additional material please attach them in the Additional Documents section.

Commercial Building Permit Application	<i>MECHANICAL_PERMIT_2.06.20.pdf</i> 		
Commercial building permit checklist	Browse		
Commercial Daycare Application	Browse		
Construction documents	Browse		
New Construction Commercial Building Permit Checklist	Browse		
Sign Permit Application	Browse		
Tenant-Improvement Commercial Building	Browse		

Additional Documents: Some projects may require items that are not listed above or you may have additional documents that you want us to see when processing your submittal, please add them here.

[Browse](#)


 Ready for upload.  Only PDF files are valid to upload.

- Once you click “Next” the system will ask that you confirm the information and uploads included. Once confirmed you can click “Submit”.



Parcel Number: 4001880100 - 6000 MAIN ST SW

Summary



Submit →

Please validate that the below information is correct.
Keep in mind that items missing from the application/submittal may result in a delay before we can begin project review.
Edit if necessary, then click 'Submit'.

Edit	Parcel Number:	4001880100		
Edit	Site Address:	6000 MAIN ST SW		
Edit	Project Type: Work Description:	Construct/Build/Install Something test		
Edit	Applicant:	6000 Main St Lakewood, WA 98499		
Edit	Attachments:	<table border="1"><tr><td>Commercial Building Permit Application</td><td>MECHANICAL_PERMIT_2.06.20.pdf</td></tr></table>	Commercial Building Permit Application	MECHANICAL_PERMIT_2.06.20.pdf
Commercial Building Permit Application	MECHANICAL_PERMIT_2.06.20.pdf			