



## LAKEWOOD CITY COUNCIL AGENDA

Monday, May 1, 2023

7:00 P.M.

City of Lakewood

6000 Main Street SW

Lakewood, WA 98499

Residents can virtually attend City Council meetings by watching them live on the city's YouTube channel: <https://www.youtube.com/user/cityoflakewoodwa>

Those who do not have access to YouTube can participate via Zoom by either visiting <https://us02web.zoom.us/j/86872632373> or calling by telephone: Dial +1(253) 215- 8782 and enter participant ID: 868 7263 2373.

**Virtual Comments:** If you would like to provide virtual Public Comments or Testimony on Public Hearings during the meeting, you will need to join the Zoom meeting as an attendee by calling by telephone Dial +1(253) 215- 8782 and enter participant ID: 868 7263 2373 or visiting <https://us02web.zoom.us/j/86872632373>.

**By Phone:** For those participating by calling in by telephone (+1(253) 215- 8782 and enter participant ID: 868 7263 2373), to use the "Raise Hand" feature press \*9 on your phone, to be called upon by the Mayor during the Public Comments or Public Hearings portion of the agenda. Your name or the last three digits of your phone number will be called out when it is your turn to speak. When using your phone to call in you may need to press \*6 to unmute yourself. When you are unmuted please provide your name and city of residence. Each speaker will be allowed (3) three minutes to speak during the Public Comment and at each Public Hearing.

**By ZOOM:** For those using the ZOOM link (<https://us02web.zoom.us/j/86872632373>), upon entering the meeting, please enter your name or other chosen identifier. Use the "Raise Hand" feature to be called upon by the Mayor during the Public Comments or Public Hearings portion of the agenda. When you are unmuted please provide your name and city of residence. Each speaker will be allowed (3) three minutes to speak.

Outside of Public Comments and Public Hearings, all attendees on ZOOM will continue to have the ability to virtually raise your hand for the duration of the meeting. You will not be acknowledged and your microphone will remain muted except for when you are called upon.

---

Page No.

### CALL TO ORDER

### ROLL CALL

### PLEDGE OF ALLEGIANCE

### PROCLAMATIONS AND PRESENTATIONS

- (5) 1. Proclamation recognizing May, 2023 as Asian American, Hawaiian, Pacific Islander Heritage Month. – *Faaluaina Pritchard, Executive Director, Asia Pacific Cultural Center*

*Persons requesting special accommodations or language interpreters should contact the City Clerk, 253-983-7705, as soon as possible in advance of the Council meeting so that an attempt to provide the special accommodations can be made.*

- (6) 2. Proclamation declaring May, 2023 as Hunger Awareness Month.  
– *Claire Aijian, Development Director, Emergency Food Network*
- (7) 3. Proclamation declaring May 7, 2023 through May 13, 2023 as Water Week. – *John Korsmo, Jr., Board President and Randall M. Black, General Manager, Lakewood Water District*
- (8) 4. Proclamation declaring May 12, 2023 as Childcare Provider Appreciation Month. – *Adrianna Greco and Wyleen Weatherspoon, Co-Directors, Little Scholars Early Learning Center*
- (9) 5. Proclamation recognizing the 55<sup>th</sup> Anniversary of Fair Housing Act.
- (10) 6. Proclamation recognizing the May, 2023 as Building Safety Month.  
– *Rafik Gindy, Building Official, City of Lakewood*
- 7. Business Showcase. – *Crane's Creations, David and Charlene Olson*
- 8. Youth Council Report.
- 9. Clover Park School District Report.

## **PUBLIC COMMENTS**

## **C O N S E N T   A G E N D A**

- (11) A. Approval of the minutes of the City Council study session of April 10, 2023.
- (15) B. Approval of the minutes of the City Council meeting of April 17, 2023.
- (20) C. Approval of claims vouchers, in the amount of \$2,887,277.36, for the period of March 16, 2023 through April 19, 2023.
- (59) D. Approval of payroll checks, in the amount of \$2,944,305.25, for the period of March 16, 2023 through April 15, 2023.
- (61) E. Motion No. 2023-46

Authorizing the execution of an agreement with Clover Park School District for Extra Duty police services; School Resource Officers.

*Persons requesting special accommodations or language interpreters should contact the City Clerk, 253-983-7705, as soon as possible in advance of the Council meeting so that an attempt to provide the special accommodations can be made.*

(68) F. Motion No. 2023-47

Authorizing award of a construction contract to R.L. Alia Company, in the amount of \$691,171.50, for the construction of the 112th Street SW Clover Park High School Sidewalk project.

(73) G. Motion No. 2023-48

Authorizing the award of a construction contract to Puget Paving and Construction, Inc., in the amount of \$367,033, for the 2023 Roadway Patching Project.

(76) H. Motion No. 2023-49

Authorizing award of a construction contract to Sound Pacific Construction, LLC., in the amount of \$2,189,403, for the construction of the Angle Lane/Elwood Drive Pedestrian Improvement Project.

(83) I. Motion No. 2023-50

Approving the 2022 Transportation Benefit District (TBD) Annual Report.

## (88) J. Items filed in the Office of the City Clerk:

1. Planning Commission meeting minutes of April 5, 2023.

## R E G U L A R A G E N D A

### PUBLIC HEARINGS AND APPEALS

- (91) This is the date set for public hearing on the 2023 Carry Forward Budget Adjustment.

### RESOLUTION

(133) Resolution No. 2023-05

Adopting the Fiscal Year 2023 (July 1, 2023 – June 30, 2024) Joint Tacoma and Lakewood Consolidated Annual Action Plan, including Amendment to Fiscal Year 2021 Consolidated Annual Action Plan.

*Persons requesting special accommodations or language interpreters should contact the City Clerk, 253-983-7705, as soon as possible in advance of the Council meeting so that an attempt to provide the special accommodations can be made.*

**UNFINISHED BUSINESS****NEW BUSINESS****(191) Motion No. 2023-51**

Approving American Rescue Plan Act (ARPA) funding for the Dolly Parton Imagination Library.

**(194) Motion No. 2023-52**

Updating existing and authorizing new American Rescue Plan Act (ARPA) funding for certain internal and external uses.

**REPORTS BY THE CITY MANAGER****CITY COUNCIL COMMENTS****ADJOURNMENT**

*Persons requesting special accommodations or language interpreters should contact the City Clerk, 253-983-7705, as soon as possible in advance of the Council meeting so that an attempt to provide the special accommodations can be made.*

# CITY OF LAKEWOOD



## PROCLAMATION

**WHEREAS**, in May we take time to reflect on and call special attention to the achievements and contributions of Asian Americans, Native Hawaiians and Pacific Islanders in our community, our state and our country; and

**WHEREAS**, in 1978 Congress created Asian/Pacific American Heritage Week in May to coincide with two milestones in Asian/Pacific American history: the arrival of the first Japanese immigrants (May 7, 1843) in the United States, and Chinese workers' role in building the transcontinental railroad, completed May 10, 1869; and

**WHEREAS**, Lakewood's connection to the Asian community goes back decades, from welcoming immigrants to the area as they arrived alongside service members stationed at Joint Base Lewis-McChord, to supporting business development and expansion endeavors within the city, and celebrating the many cultures, customs and heritage of the kaleidoscope of countries from the Asian continent and Pacific Islands represented in our community; and

**WHEREAS**, Asian Americans, Native Hawaiians and Pacific Islanders comprise nearly 12% of the city's population according to the 2020 Census and nationally are some of the fastest-growing racial and ethnic groups; and

**WHEREAS**, Asian Americans, Native Hawaiians and Pacific Islanders are some of our most devoted community members who serve as leaders in our military and in law enforcement, as experts in the fields of science, medicine and technology, as teachers, as distinguished lawyers, as innovative farmers, as business owners, as non-profit executives and as leaders within their community and beyond.

**NOW, THEREFORE**, the Lakewood City Council hereby proclaims May 2023 as

### **ASIAN AMERICAN, NATIVE HAWAIIAN, PACIFIC ISLANDER HERITAGE MONTH**

in the City of Lakewood and encourages all residents to recognize the vital role Asian Americans, Native Hawaiians and Pacific Islanders play in our community and urges residents to visit the Asia Pacific Cultural Center to learn more about their programs and commitment to bridge communities and generations through art, culture, education, and business.

PROCLAIMED this 1<sup>st</sup> day of May, 2023.

  
\_\_\_\_\_  
Jason Whalen, Mayor

# CITY OF LAKEWOOD



## PROCLAMATION

**WHEREAS**, approximately 94,860 adults, children, seniors, active military and veterans in Pierce County struggle daily with the uncertainty of where their next meal will come from, suffer from food insecurity, and are exposed to malnutrition and other adverse health outcomes; and

**WHEREAS**, it is important to address the food insecurity endured by the children in Pierce County as the well-being of our children is an investment in our community's future health, education performance, and economic vitality; and

**WHEREAS**, local food pantries experience an average of 190,000 visits every month from people struggling with unemployment, underemployment, and other physical and economic challenges; and

**WHEREAS**, Emergency Food Network must maintain its capacity to distribute more than 12 million pounds of food to its more than 75 partner food pantries, meal sites, and shelters every year; and


**WHEREAS**, inflation and rising fuel costs affect Pierce County residents and the local emergency food system and have already resulted in increased visits to the emergency food system.

**NOW, THEREFORE**, the Lakewood City Council hereby proclaims May 2023 as

## HUNGER AWARENESS MONTH

in the City of Lakewood and encourages all residents to support Hunger Awareness Month and recognize Emergency Food Network and its allies for their outstanding service, leadership, and commitment to providing food for residents in the City of Lakewood and Pierce County.

PROCLAIMED this 1<sup>st</sup> day of May, 2023.

  
\_\_\_\_\_  
Jason Whalen, Mayor

# CITY OF LAKEWOOD



## PROCLAMATION

**WHEREAS**, water is a fundamental part of our everyday lives and serves as the basic support system for all life on our planet; and

**WHEREAS**, water is our most valuable natural resource; and

**WHEREAS**, drinking water serves a vital role in daily life, serving an essential purpose to health, hydration and hygiene needs for the quality of life our residents enjoy; and

**WHEREAS**, tap water delivers public health protection, fire protection, and support for our economy; and

**WHEREAS**, hard work is performed by the entire water sector; whether designing capital projects, operators ensuring the safety and quality of drinking water or a member of a pipe crew maintaining the infrastructure communities rely on to transport high quality drinking water from its source to consumers' taps; and

**WHEREAS**, the pandemic shone a light on the importance of drinking water for health, hydration and hygiene needs; and

**WHEREAS**, we are all stewards of the water infrastructure upon which current and future generations depend; and


**WHEREAS**, the residents of our city are called upon to help protect our source waters from pollution, practice water conservation and get involved with their water by familiarizing themselves with it.

**NOW, THEREFORE, BE IT RESOLVED**, that the Lakewood City Council hereby proclaims May 7, 2023 through May 13, 2023 as

## DRINKING WATER WEEK

and urges all residents to observe the week with activities to enhance awareness about drinking water and the benefits of drinking water.

**PROCLAIMED** this 1<sup>st</sup> day of May, 2023.

  
\_\_\_\_\_  
Jason Whalen, Mayor

# CITY OF LAKEWOOD



## PROCLAMATION

**WHEREAS**, Child Care Aware® of America and other organizations nationwide are recognizing childcare providers on May 12, 2023 for Childcare Provider Appreciation Day; and

**WHEREAS**, childcare offers a safe, nurturing place for the enrichment and development of millions of children nationwide, and is a vital force in our economy allowing parents the opportunity to remain in the workforce while their children are safely cared for; and

**WHEREAS**, childcare providers were “essential” long before the pandemic hit, but the last two years illuminated just how indispensable childcare providers are not only for the well-being of our young children and their families, but also for the economic security of our region; and

**WHEREAS**, childcare programs are mostly small businesses, run and staffed predominantly by women, and are still recovering from health and financial hardships due to impacts from the pandemic while they continue to meet the needs of families; and

**WHEREAS**, the City of Lakewood recognizes that childcare continues to be a lifeline for families, and the economy and as such, has provided much-needed support to providers to help sustain the viability of childcare by prioritizing its American Rescue Plan Act allocations to support youth and families; and

**WHEREAS**, our future depends on the quality of early experiences provided to young children today and support for high-quality childcare represents a worthy commitment to our children’s future.

**NOW, THEREFORE**, the Lakewood City Council do hereby proclaim May 12, 2023 as

## CHILDCARE PROVIDER APPRECIATION DAY

and urges all residents to recognize childcare providers for their important work.

**PROCLAIMED** this 1<sup>st</sup> day of May, 2023.

  
\_\_\_\_\_  
Jason Whalen, Mayor



# CITY OF LAKEWOOD



## PROCLAMATION

**WHEREAS**, on April 11, 1968, the Fair Housing Act was enacted into law, recognizing that no American should lose their the right to purchase or rent housing of their choice because of race, color, religion, sex, handicap, familial status, national origin, sexual orientation, or gender identity; and

**WHEREAS**, this year marks the 55th anniversary of this monumental Civil Rights Act of Congress; and

**WHEREAS**, the City of Lakewood is committed to the mission and intent to provide fair and equal housing opportunities for all; and

**WHEREAS**, equality of opportunity for all is a fundamental policy of this nation and our state; and

**WHEREAS**, discriminatory housing practices create racial and economic segregation in communities that can lead to disparate outcomes in overall quality of life; and

**WHEREAS**, the City of Lakewood believes that access to fair housing laws have made our community stronger and city more vibrant; and


**WHEREAS**, the City of Lakewood is committed to promoting housing choices and fostering inclusive neighborhoods free from housing discrimination.

**NOW, THEREFORE**, the Lakewood City Council do hereby recognize the 55<sup>th</sup> Anniversary of the

## FAIR HOUSING ACT

and recognizes the many people and organizations in our community who have opened the doors of housing opportunity to all residents.

PROCLAIMED this 1st day of May, 2023.

  
\_\_\_\_\_  
Jason Whalen, Mayor

# CITY OF LAKEWOOD



## PROCLAMATION

**WHEREAS**, the City of Lakewood recognizes that our community depends on the role safety plays in our homes, buildings and infrastructure, both in everyday life and when disaster strikes; and

**WHEREAS**, our confidence in the resilience of these buildings that make up our community is achieved through devotion of public servants like building safety and fire prevention officials, engineers, builders, laborers and others in the construction industry who work year round to ensure the safe construction of buildings; and

**WHEREAS**, these are experts in the built environment who create and implement the highest-quality codes to protect us in the buildings where we live, learn, work, play; and

**WHEREAS**, we invite our residents to join us in supporting and recognizing these experts alongside the Washington Association of Building Officials and local chapters throughout the state; representing the State of Washington in national and local matters of public safety; and

**WHEREAS**, modern building codes include safeguards to protect the public from hazards such as snowstorms, wildland fires, floods and earthquakes; and

**WHEREAS**, Building Safety Month is sponsored by the Washington Association of Building Officials and International Code Council to remind the public about the critical role of our communities' largely unknown protectors of public safety – our local code officials – who assure us of safe, sustainable and affordable buildings that are essential to our prosperity; and

**WHEREAS**, "It Starts With You," the theme for Building Safety Month 2023, encourages us all to raise awareness about building safety on a personal, local and global scale; and


**WHEREAS**, each year, in observance of Building Safety Month, people all over the world are asked to consider the commitment to improve building safety, resilience and economic investment at home and in the community, and to acknowledge the essential service provided to all of us by local and state building departments, fire prevention bureaus and federal agencies in protecting lives and property.

**NOW, THEREFORE**, the Lakewood City Council do hereby proclaim the month of May, 2023 as

## BUILDING SAFETY MONTH

in the City of Lakewood and encourages our residents to join us as we participate in Building Safety Month activities.

**PROCLAIMED** this 1<sup>st</sup> day of May, 2023.

  
\_\_\_\_\_  
Jason Whalen, Mayor



## **LAKEWOOD CITY COUNCIL STUDY SESSION MINUTES**

Monday, April 10, 2023

City of Lakewood

6000 Main Street SW

Lakewood, WA 98499

<https://www.youtube.com/user/cityoflakewoodwa>

Telephone via Zoom: +1(253) 215-8782

Participant ID: 868 7263 2373

---

### **CALL TO ORDER**

Deputy Mayor Moss called the meeting to order at 7:00 p.m.

### **ROLL CALL**

Councilmembers Present: 6 – Deputy Mayor Mary Moss, Councilmembers Mike Brandstetter, Don Anderson, Patti Belle, Trestin Lauricella and Paul Bocchi.

Councilmembers Excused: 1 – Mayor Jason Whalen.

### **ITEMS FOR DISCUSSION:**

#### **Review of 2022 Lakewood Police Department Annual Report.**

Chief Patrick Smith introduced himself. Chief Smith shared that overall crime increased 1.9% in 2022. He reported that property crime has increased by 6.4%, overall crimes against persons has increased by 8.2%, societal crimes has decreased by 17.13% and accidents decreased by 8.8%.

He shared that the Marine Services Unit completed 360 water patrol hours, issued 432 citations and conducted 283 vessel inspections. Animal Control received 1765 service requests, 236 impounds, issued 335 citations and removed eight potentially dangerous dogs.

He then reported that officers received a total of 24,976 training hours and there were 30 pursuits in 2022 of these four were terminated by Lakewood Police. He shared that five Officers were awarded the Medal of Valor, two Officers received the Medal of Meritorious Service, seven Lifesaving Awards and three Police Chief Commendation Awards were issued. Discussion ensued.

#### **Review allocation of \$1 Million in HOME funds and \$1.175 Million in HOME-ARP in support of Living Support Access Alliance (LASA) Gravelly Lake Commons 25-unit affordable housing development.**

Housing Program Manager Jeff Gumm shared that Living Access Support Alliance (LASA) applied for \$1 Million in HOME and \$1.175 Million in HOME-ARP funding in support of their 250 unit affordable housing development. He reviewed the funding allocations and program requirements. Discussion ensued and the City Council recommended further discussion at a future meeting prior to moving this item forward for funding approval.

**City Hall Utility Audit Update.**

Operations Superintendent Scott Williams was joined by Parks, Recreation and Community Services Director Dodsworth. Williams shared that the City Council requested a review of the City Hall building and equipment as well as options for modernization. Upon review, the city learned that in 2019 the state passed Clean Buildings legislation requiring all commercial buildings over 50,000 sq. ft. to lower cost and pollution from fossil fuel consumption by June 1, 2028.

He shared that McDonald Miller conducted an investment grade audit and made recommendations for replacement of components in building systems that will provide for energy efficiencies, costs savings and meet the Clean Buildings requirements. He reviewed the project budget, phases and benchmark assessment. He shared that a contract amendment for phase 1 improvements will come forward for City Council approval on April 17<sup>th</sup>. Discussion ensued.

**ITEMS TENTATIVELY SCHEDULED FOR THE APRIL 17, 2023 REGULAR CITY COUNCIL MEETING:**

1. Presentation of check from Lakewood Rotary for the Fort Steilacoom Park Playground project.
2. Approving funding allocation of \$1 Million in HOME funds and \$1.175 Million in HOME-ARP in support of Living Support Access Alliance (LASA) Gravelly Lake Commons 25-unit affordable housing development. – (Motion – Regular Agenda)
3. Authorizing the execution of an agreement with KBH Construction for the Bridgeport Way Gateway Monument project. – (Motion – Consent Agenda)
4. Authorizing the execution of an amendment to the agreement with the Department of Commerce for the City Hall Investment Grade Audit (IGA). – (Motion – Consent Agenda)
5. This is the date set for a public hearing on the FY 2023 Community Development Block Grant (CDBG) Annual Action Plan. – ( Public Hearings and Appeals – Regular Agenda)
6. Review of the Dolly Parton Imagination Library Program. – (Reports by the City Manager)
7. Review of 2023 South Sound Military and Communities Partnership (SSMCP) Work plan. – (Reports by the City Manager)

**REPORTS BY THE CITY MANAGER**

City Manager Caulfield shared that a new City Council group photo will take place on April 17<sup>th</sup> at 6:30 P.M., it is recommended that the City Council cancel the May 8, 2023 study session since the Council will be returning from Gimhae that afternoon and the Association of Washington Cities (AWC) Conference in Spokane is scheduled for June 20<sup>th</sup> through June 23<sup>rd</sup>.

He reported that an update on the Dolly Parton Imagination Library will be provided at the City Council meeting of April 17<sup>th</sup> and the City continues to work on an interlocal agreement related to the formation of the Opioid Abatement Council (OAC), this will come forward for review on May 15<sup>th</sup> followed by action on June 5<sup>th</sup> and a Financial Report update will come forward on April 27<sup>th</sup>.

He shared that the City continues conversations with Pierce County related to transfer of ownership of the Old Settlers Cemetery, it is anticipated that this agreement will come forward for City Council review in the coming months and the Pierce County Library System Board of Trustees is expected to approve a contract to demolish the current library located on Wildaire Road.

He then reported that Lakewood and several cities in the area launched CodeRED which allows the sending of emergency alerts via phone, text and email as well as non-emergency community alerts.

He then provided an update on State Legislative initiatives.

He then announced the following upcoming meetings and events:

- April 13, 7:00 P.M., Lake City Neighborhood Association Meeting, West Pierce Fire Department
- April 15 and 16, 8:00 A.M. to 2:00 P.M., Spring 2023 Community Cleanup, Waste Connections Transfer Station
- April 17, 5:00 P.M., Artist Reception, Lakewood City Hall
- April 22, 9:00 A.M., Parks Appreciation Day
- April 26, 7:30 A.M., Living Access Support Alliance (LASA) Fundraising Breakfast Event, McGavick Conference Center
- April 27, 6:30 P.M., Lakeview Light & Power Annual Meeting, Lakewood City Hall City Council Chambers
- April 28, 5:30 P.M., Cops v. Teachers Charity Basketball Game, Lakes High School

## **CITY COUNCIL COMMENTS**

Councilmember Bocchi shared that the South Sound Housing Affordability Partners (SSHA<sup>3</sup>P) approved the 19 member advisory board at their meeting.

Councilmember Brandstetter shared that he took the Pierce County Tourism Survey and attended the Public Safety Advisory Committee meeting.

Councilmember Lauricella expressed appreciation to each of the speakers who presented this evening and shared he looks forward to meeting the new Living Access Support Alliance (LASA) Executive Director. He shared that he also attended the Public Safety Advisory Committee meeting.

Councilmember Anderson spoke about his travels to Casa Blanca and Morocco.

Deputy Mayor Moss spoke about compliments she received while out walking the park on Sunday.

### **ADJOURNMENT**

There being no further business, the meeting adjourned at 9:25 p.m.

ATTEST:

\_\_\_\_\_  
MARY MOSS, DEPUTY MAYOR

\_\_\_\_\_  
BRIANA SCHUMACHER  
CITY CLERK



## LAKEWOOD CITY COUNCIL MINUTES

Monday, April 17, 2023

City of Lakewood

6000 Main Street SW

Lakewood, WA 98499

<https://www.youtube.com/user/cityoflakewoodwa>

Telephone via Zoom: +1(253) 215-8782

Participant ID: 868 7263 2373

---

### CALL TO ORDER

Mayor Whalen called the meeting to order at 7:00 p.m.

### ROLL CALL

Councilmembers Present: 7 – Mayor Jason Whalen, Deputy Mayor Mary Moss, Councilmembers Mike Brandstetter, Don Anderson, Patti Belle, Trestin Lauricella and Paul Bocchi.

### PLEDGE OF ALLEGIANCE

Mayor Whalen paused for a moment of silence and led the Pledge of Allegiance.

### PROCLAMATIONS AND PRESENTATIONS

#### **Presentation of a check from Rotary Club of Lakewood for the Fort Steilacoom Park Playground Project.**

Bill Potter, Rotary Club of Lakewood and Rotary members presented the Mayor and City Council with a check, in the amount of \$11,000, for a swing replacement project at the Fort Steilacoom Park playground.

### PUBLIC COMMENTS

The City Council received written comments in advance of the meeting from Casey Crook and Tichomír Dunlop.

Speaking before Council were:

*Tamra Cook, Lakewood resident*, spoke about Grocery Outlet going out of business, the need for grocery stores, libraries and media sources. Cook spoke in opposition to device agreements.

*James Dunlop, Lakewood resident*, spoke about personal accountability and responsibility of elected officials to act as role models. Dunlop spoke about environmental impacts and carbon emissions from traveling.

*Christina Manetti, Lakewood resident*, spoke about visiting the Pierce County Village site in Spanaway and requested the City Council consider impacts to critical habitats prior to supporting the development.

*Eric Jorgenson, Lakewood resident*, spoke about the impacts of trees removed in Fort Steilacoom Park around Waughop Lake and requested the City reconsider the removal of trees for a roundabout at Elwood Drive and Angle Lane.

*Kim Lopez, Lakewood resident*, spoke in opposition to trees being removed in Fort Steilacoom Park for development purposes.

*Dennis Haugen, Sioux Falls*, spoke about drug overdoses, homelessness, the impacts of voting for sanctuary cities and open borders.

*Amelia Escobedo, Lakewood resident*, spoke about changes needed in the Clover Park School District and addressing the needs of the houseless population.

## **C O N S E N T   A G E N D A**

A.     Approval of the minutes of the City Council study session of March 27, 2023.

B.     Approval of the minutes of the City Council meeting of April 3, 2023.

C.     Motion No. 2023-42

Authorizing the execution of an agreement with KBH Construction, Inc., for the Bridgeport Way and Pacific Highway Gateway Monument Project.

D.     Motion No. 2023-43

Authorizing the execution of an amendment to the agreement with the State of Washington Department of Enterprise Services for the City Hall Investment Grade Audit.

E.     Motion No. 2023-44

Authorizing the execution of an interlocal agreement with the State Department of Social and Health Services for the construction of a temporary traffic signal at Steilacoom Boulevard and Chapel Gate Road.

F.     Motion No. 2023-45

Canceling the City Council study session of Monday, May 8, 2023.

G.     Items filed in the Office of the City Clerk:

1. Public Safety Advisory Committee meeting minutes of December 7, 2022.
2. Lakewood Arts Commission meeting minutes of January 9, 2023.
3. Parks and Recreation Advisory Board meeting minutes of January 24, 2023.
4. Public Safety Advisory Committee meeting minutes of February 1, 2023.
5. Parks and Recreation Advisory Board meeting minutes of February 28, 2023.
6. Planning Commission meeting minutes of March 15, 2023.



DEPUTY MAYOR MOSS MOVED TO ADOPT THE CONSENT AGENDA.  
SECONDED BY COUNCILMEMBER ANDERSON. VOICE VOTE WAS TAKEN  
AND CARRIED UNANIMOUSLY.

## **R E G U L A R   A G E N D A**

### **PUBLIC HEARINGS AND APPEALS**

**This is the date set for public hearing on FY 2023 Community Development Block Grant (CDBG) Annual Action Plan.**

The City Council received written comments in advance of the meeting from Linda Davis, which was provided on page 67 of the City Council agenda packet.

Speaking before Council were:

*Dennis Haugen, Sioux Falls*, questioned whether those receiving funding for housing have jobs.

There being no further testimony, the public hearing was declared closed at 7:39 p.m.

### **UNFINISHED BUSINESS**

None.

### **NEW BUSINESS**

None.

### **REPORTS BY THE CITY MANAGER**

**Review of 2023 South Sound Military and Community Partnership (SSMCP) Work Plan.**

SSMCP Program Manager Bill Adamson highlighted the South Sound Military and Community Partnership (SSMCP) governance structure and shared that work plan items for 2023-2024 include improving resiliency planning, advocating for occupational licensure and support development of attainable off base housing. In addition, SSMCP continues to pursue funding for I-5 improvements, is facilitating an economic impact analysis and conducting a JBLM workforce survey. Discussion ensued.

\*\*\*\*\*

**Review of the Rotary Club of Lakewood American Rescue Plan Act (ARPA) funds request for implementation of the Dolly Parton Imagination Library.**

Assistant to the City Manager Michael Vargas shared that Rotary Club of Lakewood requests American Rescue Plan Act (ARPA) funding to support efforts to start the

Dolly Parton Imagination Library in Lakewood. He highlighted the program noting that it will provide free books to eligible children from birth to five years old. Discussion ensued.

\*\*\*\*\*

City Manager Caulfield shared that the Spring Community Clean Up event took place last weekend and he recommended that the City Council hold a joint meeting with the Lakewood Water District Board of Commissioners on June 26<sup>th</sup> in advance of the City Council study session.

He shared that the City will be traveling to Gimhae, South Korea in May for the Gaya Cultural Festival; other cities who will be sending delegates to attend will be Munakata, Japan, Wuxi, China and Tay Ninh, Vietnam.

He reported that the Pierce County Library System took action to move forward with demolishing the Lakewood Library and began the process of constructing an interim library location at Alfreda Street and Gravelly Lake Drive. He noted that next steps is for the Board of Trustees to determine location to build permanent libraries Downtown and in Tillicum neighborhoods.

He then provided an update on State Legislative initiatives and complimented SSMCP Program Manager Bill Adamson, Program Coordinator Maria Tobin and PRCS Director Mary Dodsworth for their work advocating at the state level for funding.

He then announced the following upcoming events:

- April 22, 9:00 A.M., Parks Appreciation Day
- April 26, 7:30 A.M., Living Access Support Alliance (LASA) Fundraising Breakfast, McGavick Conference Center
- April 27, 6:00 P.M., Lakewood Light & Power Annual Meeting, Lakewood City Hall Council Chambers
- April 28, 5:30 P.M., Cops v. Teachers Charity Basketball Game, Lakes High School
- May 3, 11:30 A.M., Tacoma Pierce County Economic Development Board Annual Meeting, McGavick Conference Center
- May 4, 6:00 P.M., Pierce County Law Enforcement Memorial Event, Puyallup

## **CITY COUNCIL COMMENTS**

Councilmember Brandstetter shared that he attended the Lakewood Community Collaboration meeting.

Councilmember Belle spoke about the importance of the Spring Community Clean Up event and shared that she looks forward to the Dolly Parton Imagination Library program.

Councilmember Bocchi shared that he will attend the Pierce County Regional Council (PCRC) meeting this week.

Councilmember Lauricella thanked Lakewood Rotary for information on the Dolly Parton Imagination Library. He shared that last week he attended the Pierce County Library System Board meeting as well as the Artist Reception and he looks forward to participating in Parks Appreciation Day.

Councilmember Anderson spoke about traveling, his low carbon footprint and people wanting domestic tranquility. Anderson shared that next week he will attend the Puget Sound Regional Council meeting.

Deputy Mayor Moss complimented the Spring Community Clean Up event and shared that this week she will attend the Lakewood Chamber Ribbon Cutting ceremony for Coleman Moving.

Mayor Whalen shared that he will attend the Coleman Moving Ribbon Cutting event, the North Lakewood Neighborhood Association meeting and the Pierce County Regional Council meeting. He shared that Lakewood Rotary will be hosting a Ladies Night Out on May 5<sup>th</sup> at Farm Twelve in Puyallup to raise funds for the Dolly Parton Imagination Library program.

## **ADJOURNMENT**

There being no further business, the meeting adjourned at 8:56 p.m.

---

JASON WHALEN, MAYOR

ATTEST:


---

BRIANA SCHUMACHER  
CITY CLERK



To: Mayor and City Councilmembers

From: Tho Kraus, Deputy City Manager

Through: John J. Caulfield, City Manager 

Date: May 1, 2023

Subject: Claims Voucher Approval

---

**Check Run Period:** March 16, 2023 – April 19, 2023

**Total Amount: \$ 2,887,277.36**

Checks Issued:

03/23/23	Checks 97533-97534	\$ 3,542.09
03/31/23	Check 97535-97572	\$ 396,608.98
04/07/23	Checks 97573-97574	\$ 4,358.62
04/14/23	Check 97575-97643	\$ 143,438.00
04/07/23	Checks 97573-97574	\$ 22,748.01

EFT Checks Issued:

03/23/23	Checks 21151-21152	\$ 27,516.44
03/31/23	Checks 21153-21235	\$ 917,774.62
04/07/23	Checks 21236-21241	\$ 40,992.23
04/14/23	Checks 21242-21323	\$ 1,226,791.67
04/19/23	Checks 21324-21326	\$ 103,506.70

Voided Checks:


n/a	\$
	\$

**Grand Total \$ 2,887,277.36**

I, the undersigned, do hereby certify under penalty of perjury that the materials have been furnished, the services rendered, or the labor performed as described herein and that the claims are just and due obligations against the City of Lakewood, Washington, and that I am authorized to authenticate and certify said liens.

  
Dana Kapla  
Assistant Finance Director

  
Tho Kraus  
Deputy City Manager

  
John J. Caulfield  
City Manager

# City of Lakewood - Accounts Payable Voucher Report

Heritage Bank							Page 1 of 38
Check No.	Date	Vendor	Inv Date	Invoice	Description	Amount	Check Total
<b>21151</b>	<b>3/23/2023</b>	<b>000445</b>		<b>PUGET SOUND ENERGY,</b>			<b>\$24,310.44</b>
101.0000.11.542.63.47.006		3/6/2023	300000007165	3/6/23	PKST 02/02-03/02 N of Lk WA Bl	24,310.44	
<b>21152</b>	<b>3/23/2023</b>	<b>000593</b>		<b>WASHINGTON STATE TREASURER,</b>			<b>\$3,206.00</b>
631.0002.07.586.10.00.040		3/23/2023	Corr. 2022 Bldg Code		CD Corr. 2022 State Bldg. Code	2,395.00	
631.0002.07.586.10.00.040		3/23/2023	01/23 Bldg. Code		CD 01/23 State Bldg. Code	811.00	
<b>21153</b>	<b>3/31/2023</b>	<b>011591</b>		<b>911 SUPPLY INC,</b>			<b>\$4,923.53</b>
001.0000.15.521.22.31.008		3/10/2023	INV-2-27184		PD Scabbard, Baton, Cuff Key,	1,398.82	
001.0000.15.521.70.31.008		3/13/2023	INV-2-27226		PD Alterations: M. McGettigan	29.71	
001.0000.15.521.22.31.008		3/8/2023	INV-2-27047		PD Paddle, Mags, Hlstr: Kimbro	241.01	
001.0000.15.521.70.31.008		3/13/2023	INV-2-27226		PD Trousers: M. McGettigan	115.48	
001.0000.15.521.10.31.008		3/10/2023	INV-2-27185		PD Belts, Baton Holder, Pouch,	1,177.40	
001.0000.15.521.10.31.008		3/17/2023	INV-2-27358		PD Badge: Cheif P. Smith	26.96	
001.0000.15.521.80.31.008		3/10/2023	INV-2-27181		PD Pants: E. Meeks	275.24	
001.0000.15.521.10.31.008		3/15/2023	INV-2-27268		PD Badge: Chief Smith	26.96	
001.0000.15.521.22.31.008		3/24/2023	INV-2-27462		PD Shirt, Trousers, Jacket, Pa	922.06	
001.0000.15.521.22.31.008		3/23/2023	INV-2-27518		PD Badge: P. Lavers	26.96	
001.0000.15.521.22.31.008		3/21/2023	INV-2-27464		PD Shirts, Shorts, Sweatpants,	682.93	
<b>21154</b>	<b>3/31/2023</b>	<b>013468</b>		<b>AAA FIRE PROTECTION INC,</b>			<b>\$742.50</b>
502.0000.17.518.35.48.001		3/3/2023	12474904		PKFC Sprinkler Svcs: CH	742.50	
<b>21155</b>	<b>3/31/2023</b>	<b>012534</b>		<b>ABS VALUATION,</b>			<b>\$5,500.00</b>
001.0000.06.515.30.41.001		2/27/2023	23-0003A		LG Mirjalilio-Lapertosa Proper	5,500.00	
<b>21156</b>	<b>3/31/2023</b>	<b>010017</b>		<b>ACTIVE CONSTRUCTION INC,</b>			<b>\$61,399.87</b>
301.0032.11.594.76.63.001		3/20/2023	AG 2022-260 APP #1		PK AG 2022-260 02/23 Springbro	61,399.87	
<b>21157</b>	<b>3/31/2023</b>	<b>002831</b>		<b>ADVANCED TRAFFIC PRODUCTS INC,</b>			<b>\$8,574.98</b>
101.0000.11.542.64.35.014		3/15/2023	0000035264		PKST 48 Countdown Pedestrian M	7,795.44	
101.0000.11.542.64.35.014		3/15/2023	0000035264		Sales Tax	779.54	
<b>21158</b>	<b>3/31/2023</b>	<b>011713</b>		<b>ALLSTREAM,</b>			<b>\$1,279.11</b>
503.0000.04.518.80.42.001		3/8/2023	19321004		IT 03/08-04/07 Phone	1,279.11	

Check No.	Date	Vendor	Inv Date	Invoice	Description	Amount	Check Total
<b>21159</b>	<b>3/31/2023</b>	<b>011576</b>		<b>ALWAYS CONNECT SOLUTIONS,</b>			<b>\$3,105.00</b>
503.0000.04.518.80.48.002		3/27/2023	INV-021661	IT 1 Yr NetCloud Mobile Essent		3,105.00	
<b>21160</b>	<b>3/31/2023</b>	<b>009961</b>		<b>AMB TOOLS &amp; EQUIPMENT,</b>			<b>\$355.92</b>
001.0000.11.576.81.48.001		3/20/2023	T332920	PKFC Pressure Swith Repl: CH		355.92	
<b>21161</b>	<b>3/31/2023</b>	<b>010395</b>		<b>ARAMARK REFRESHMENT SERVICES,</b>			<b>\$526.57</b>
001.0000.99.518.40.31.001		3/17/2023	4077448	ND Water Filters		526.57	
<b>21162</b>	<b>3/31/2023</b>	<b>007445</b>		<b>ASSOCIATED PETROLEUM PRODUCTS,</b>			<b>\$19,909.31</b>
501.0000.51.548.79.32.001		3/21/2023	23-783217	PKFL 3/08-3/21		23.66	
501.0000.51.548.79.32.001		3/7/2023	23-774185	PKFL 2/21-3/07		123.58	
501.0000.51.548.79.32.001		2/21/2023	23-762015	PKFL 2/16-2/21		145.24	
501.0000.51.548.79.32.002		3/21/2023	23-783217	PKFL 3/08-3/21		109.00	
501.0000.51.548.79.32.002		2/21/2023	23-762015	PKFL 2/16-2/21		83.65	
501.0000.51.548.79.32.001		3/21/2023	23-783217	PKFL 3/08-3/21		90.41	
501.0000.51.548.79.32.001		3/7/2023	23-774185	PKFL 2/21-3/07		141.30	
501.0000.51.548.79.32.001		2/21/2023	23-762015	PKFL 2/16-2/21		136.14	
501.0000.51.548.79.32.002		3/21/2023	23-783217	PKFL 3/08-3/21		54.50	
501.0000.51.548.79.32.002		2/21/2023	23-762015	PKFL 2/16-2/21		50.40	
501.0000.51.548.79.32.001		3/7/2023	23-774185	PKFL 2/21-3/07		134.59	
501.0000.51.548.79.32.002		3/21/2023	23-783217	PKFL 3/08-3/21		21.55	
501.0000.51.548.79.32.001		3/7/2023	23-774185	PKFL 2/21-3/07		106.33	
501.0000.51.548.79.32.002		3/21/2023	23-783217	PKFL 3/08-3/21		53.23	
501.0000.51.548.79.32.001		3/21/2023	23-783217	PKFL 3/08-3/21		95.90	
501.0000.51.548.79.32.001		3/7/2023	23-774185	PKFL 2/21-3/07		129.32	
501.0000.51.548.79.32.001		2/21/2023	23-762015	PKFL 2/16-2/21		183.04	
501.0000.51.548.79.32.002		3/7/2023	23-774185	PKFL 2/21-3/07		52.69	
501.0000.51.548.79.32.002		2/21/2023	23-762015	PKFL 2/16-2/21		218.39	
501.0000.51.548.79.32.001		3/21/2023	23-783217	PKFL 3/08-3/21		88.72	
501.0000.51.548.79.32.001		2/21/2023	23-762015	PKFL 2/16-2/21		201.24	
501.0000.51.548.79.32.002		3/7/2023	23-774185	PKFL 2/21-3/07		68.97	
501.0000.51.548.79.32.001		3/21/2023	23-783217	PKFL 3/08-3/21		5.92	
501.0000.51.548.79.32.001		3/7/2023	23-774185	PKFL 2/21-3/07		192.07	
501.0000.51.548.79.32.001		2/21/2023	23-762015	PKFL 2/16-2/21		84.70	
501.0000.51.548.79.32.002		3/21/2023	23-783217	PKFL 3/08-3/21		35.07	
501.0000.51.548.79.32.002		2/21/2023	23-762015	PKFL 2/16-2/21		44.45	
501.0000.51.548.79.32.001		3/21/2023	23-783217	PKFL 3/08-3/21		2.11	
501.0000.51.548.79.32.001		3/7/2023	23-774185	PKFL 2/21-3/07		134.59	

Check No.	Date	Vendor	Inv Date	Invoice	Description	Amount	Check Total
501.0000.51.548.79.32.001			2/21/2023	23-762015	PKFL 2/16-2/21	5.95	
501.0000.51.548.79.32.002			3/21/2023	23-783217	PKFL 3/08-3/21	56.61	
501.0000.51.548.79.32.002			2/21/2023	23-762015	PKFL 2/16-2/21	41.30	
501.0000.51.521.10.32.001			3/7/2023	23-774173	PD 03/07 Fuel	14,654.00	
501.0000.51.548.79.32.001			3/21/2023	23-783217	PKFL 3/08-3/21	37.18	
501.0000.51.548.79.32.001			2/21/2023	23-762015	PKFL 2/16-2/21	83.97	
501.0000.51.548.79.32.002			3/7/2023	23-774185	PKFL 2/21-3/07	107.77	
501.0000.51.548.79.32.001			3/21/2023	23-783217	PKFL 3/08-3/21	116.18	
501.0000.51.548.79.32.001			3/7/2023	23-774185	PKFL 2/21-3/07	189.19	
501.0000.51.548.79.32.002			3/21/2023	23-783217	PKFL 3/08-3/21	130.12	
501.0000.51.548.79.32.001			3/21/2023	23-783217	PKFL 3/08-3/21	160.93	
501.0000.51.548.79.32.001			3/21/2023	23-783217	PKFL 3/08-3/21	213.77	
501.0000.51.548.79.32.001			2/21/2023	23-762015	PKFL 2/16-2/21	97.29	
501.0000.51.548.79.32.002			3/7/2023	23-774185	PKFL 2/21-3/07	79.51	
501.0000.51.548.79.32.001			3/21/2023	23-783217	PKFL 3/08-3/21	96.32	
501.0000.51.548.79.32.001			2/21/2023	23-762015	PKFL 2/16-2/21	71.40	
501.0000.51.548.79.32.002			3/7/2023	23-774185	PKFL 2/21-3/07	279.72	
501.0000.51.548.79.32.001			3/21/2023	23-783217	PKFL 3/08-3/21	113.64	
501.0000.51.548.79.32.001			2/21/2023	23-762015	PKFL 2/16-2/21	105.69	
501.0000.51.548.79.32.002			3/7/2023	23-774185	PKFL 2/21-3/07	114.47	
501.0000.51.548.79.32.001			3/21/2023	23-783217	PKFL 3/08-3/21	130.97	
501.0000.51.548.79.32.001			2/21/2023	23-762015	PKFL 2/16-2/21	71.75	
501.0000.51.548.79.32.002			3/7/2023	23-774185	PKFL 2/21-3/07	140.82	
<b>21163</b>	<b>3/31/2023</b>	<b>012523</b>		<b>AXON ENTERPRISE INC,</b>			<b>\$4,043.60</b>
001.9999.15.594.21.64.010		3/18/2023	INUS145054	PD Body Cameras		4,043.60	
<b>21164</b>	<b>3/31/2023</b>	<b>006119</b>		<b>BCRA,</b>			<b>\$6,128.85</b>
301.0020.11.594.76.63.001		3/7/2023	30634	PK AG 2022-037 02/23 Wards Lak		6,128.85	
<b>21165</b>	<b>3/31/2023</b>	<b>011039</b>		<b>BERK CONSULTING INC,</b>			<b>\$21,132.50</b>
001.9999.07.558.65.41.001		3/17/2023	R0010708	CD AG 2022-241 02/23 COL Compr		21,132.50	
<b>21166</b>	<b>3/31/2023</b>	<b>012259</b>		<b>BEYLER CONSULTING LLC,</b>			<b>\$600.00</b>
502.0040.17.518.35.41.001		3/17/2023	13041	PK COL Beam Repair		600.00	
<b>21167</b>	<b>3/31/2023</b>	<b>012280</b>		<b>BLUE PEAK LOGIC INC,</b>			<b>\$3,542.00</b>
503.0000.04.518.80.48.003		3/31/2023	2213	IT 07/01/23-06/30/24 Skills Ma		3,220.00	
503.0000.04.518.80.48.003		3/31/2023	2213	Sales Tax		322.00	

Check No.	Date	Vendor	Inv Date	Invoice	Description	Amount	Check Total
<b>21168</b>	<b>3/31/2023</b>	<b>011701</b>		<b>BUENAVISTA SERVICES INC,</b>			<b>\$8,389.59</b>
502.0000.17.521.50.48.001			3/20/2023	10544	PKFC 03/23 Custodial Svcs	2,311.83	
001.0000.11.576.81.41.001			3/20/2023	10544	PKFC 03/23 Custodial Svcs	449.48	
502.0000.17.542.65.48.001			3/20/2023	10544	PKFC 03/23 Custodial Svcs	1,099.95	
502.0000.17.518.30.41.001			3/20/2023	10544	PKFC 03/23 Custodial Svcs	4,528.33	
<b>21169</b>	<b>3/31/2023</b>	<b>009926</b>		<b>CASCADE RIGHT-OF-WAY SVCS LLC,</b>			<b>\$1,665.00</b>
302.0083.21.595.12.41.001			3/16/2023	LW NW 23.3	PWCP Thru 02/28 AG 2023-001 Hi	1,665.00	
<b>21170</b>	<b>3/31/2023</b>	<b>010262</b>		<b>CENTURYLINK,</b>			<b>\$1,062.53</b>
503.0000.04.518.80.42.001			3/19/2023	253-588-0011 515B	IT 03/19-04/19 Phone	66.50	
503.0000.04.518.80.42.001			3/19/2023	253-588-4697 855B	IT 03/19-04/19 Phone	50.35	
503.0000.04.518.80.42.001			3/29/2023	253-582-1023 738B	IT 03/16-04/16 Phone	65.00	
503.0000.04.518.80.42.001			3/14/2023	253-589-8734 340B	IT 03/14-04/14 Phone	190.58	
503.0000.04.518.80.42.001			3/16/2023	253-582-0174 486B	IT 03/16-04/16 Phone	292.99	
503.0000.04.518.80.42.001			3/16/2023	253-582-7426 582B	IT 03/16-04/16 Phone	136.04	
503.0000.04.518.80.42.001			3/16/2023	253-582-0669 467B	IT 03/16-04/16 Phone	261.07	
<b>21171</b>	<b>3/31/2023</b>	<b>000536</b>		<b>CITY TREASURER CITY OF TACOMA,</b>			<b>\$1,704.81</b>
001.0000.11.576.81.47.005			3/21/2023	100384880 03/21/23	PKFC 01/20-03/20 8700 Steil Bl	37.32	
101.0000.11.542.64.47.005			3/15/2023	100350986 03/15/23	PKST 01/13-03/14 8800 Custer R	137.82	
101.0000.11.542.64.47.005			3/15/2023	100463727 03/15/23	PKST 01/13-03/14 7919 Custer R	4.14	
101.0000.11.542.63.47.006			3/17/2023	100440754 03/17/23	PKST 02/11-03/14 7211 BPW W St	23.05	
101.0000.11.542.64.47.005			3/15/2023	100892477 03/15/23	PKST 01/13-03/14 8108 John Dow	128.06	
001.0000.11.576.81.47.005			3/20/2023	101076847 03/20/23	PKFC 02/15-03/16 8750 Steil Bl	147.22	
001.0000.11.576.81.47.005			3/17/2023	100384879 03/17/23	PKFC 02/15-03/16 8750 Steil Bl	37.31	
101.0000.11.542.63.47.006			3/15/2023	100349419 03/15/23	PKST 01/13-03/14 7502 Lkwd Dr	27.24	
101.0000.11.542.64.47.005			3/15/2023	100520997 03/15/23	PKST 01/13-03/14 7609 Custer R	66.30	
101.0000.11.542.64.47.005			3/28/2023	100707975 03/28/23	PKST 02/24-03/24 7403 Lkwd Dr	38.91	
101.0000.11.542.64.47.005			3/27/2023	100254732 03/27/23	PKST 02/24-03/24 11023 GLD SW	20.43	
101.0000.11.542.64.47.005			3/24/2023	100665891 03/24/23	PKST 02/23-03/23 7309 Onyx Dr	19.86	
101.0000.11.542.64.47.005			3/27/2023	100228748 03/27/23	PKST 01/26-03/24 11170 GLD SW	95.16	
101.0000.11.542.64.47.005			3/17/2023	100658937 03/17/23	PKST 02/15-03/16 10300 Steil B	38.86	
101.0000.11.542.63.47.006			3/20/2023	100415564 03/20/23	PKST 02/15-03/16 9450 Steil Bl	71.61	
101.0000.11.542.63.47.006			3/17/2023	100898201 03/17/23	PKST 02/11-03/14 7729 BPW W	181.15	
101.0000.11.542.64.47.005			3/16/2023	100432466 03/16/23	PKST 02/14-03/15 5911 112th St	2.07	
101.0000.11.542.63.47.006			3/20/2023	100415597 03/20/23	PKST 02/15-03/16 10000 Steil B	67.85	
101.0000.11.542.64.47.005			3/22/2023	100433653 03/22/23	PKST 01/21-03/21 5460 Steil Bl	4.14	



Check No.	Date	Vendor	Inv Date	Invoice	Description	Amount	Check Total
101.0000.11.542.64.47.005			3/20/2023	101086773 03/20/23	PKST 02/15-03/16 9550 Steil Bl	25.97	
101.0000.11.542.64.47.005			3/20/2023	100687561 03/20/23	PKST 02/15-03/16 8623 87th Ave	30.16	
101.0000.11.542.63.47.006			3/20/2023	100415566 03/20/23	PKST 02/15-03/16 9000 Steil Bl	68.35	
101.0000.11.542.64.47.005			3/22/2023	100228892 03/22/23	PKST 01/21-03/21 9299 Whitman	56.19	
101.0000.11.542.64.47.005			3/24/2023	100228868 03/24/23	PKST 01/25-03/23 10099 GLD SW	50.75	
101.0000.11.542.64.47.005			3/23/2023	100228949 03/23/23	PKST 02/22-03/22 8200 Steil Bl	70.00	
101.0000.11.542.64.47.005			3/23/2023	100228710 03/22/23	PKST 01/21-03/21 8915 Meadow R	62.61	
101.0000.11.542.63.47.006			3/20/2023	100471519 03/20/23	PKST 02/15-03/16 8312 87th St	43.19	
101.0000.11.542.64.47.005			3/23/2023	100228932 03/23/23	PKST 02/22-03/22 8300 Steil Bl	149.09	
<b>21172</b>	<b>3/31/2023</b>	<b>005786</b>		<b>CLASSY CHASSIS,</b>			<b>\$256.47</b>
501.0000.51.521.10.48.005			3/17/2023	5718	PDFL 03/23 Carwash	15.43	
501.0000.51.521.10.48.005			3/12/2023	5715	PDFL 03/23 Oil Change	102.66	
501.0000.51.521.10.48.005			3/12/2023	5715	PDFL 03/23 Car Detail	122.95	
501.0000.51.521.10.48.005			3/12/2023	5715	PDLF 03/23 Carwash	15.43	
<b>21173</b>	<b>3/31/2023</b>	<b>000496</b>		<b>DAILY JOURNAL OF COMMERCE,</b>			<b>\$1,108.80</b>
302.0005.21.544.20.44.001			3/14/2023	3386947	PWCP Chip Seal Program Ad	652.80	
001.0000.06.514.30.44.001			3/8/2023	3386763	LG Notice Of Planned Final Act	456.00	
<b>21174</b>	<b>3/31/2023</b>	<b>003867</b>		<b>DELL MARKETING LP,</b>			<b>\$1,858.78</b>
503.0000.04.518.80.31.001			3/23/2023	10660645731	IT Dell Replacement Batteries	1,858.78	
<b>21175</b>	<b>3/31/2023</b>	<b>011987</b>		<b>FEDERAL EASTERN INTERNATIONAL,</b>			<b>\$4,151.93</b>
001.0000.15.521.22.31.008			3/15/2023	54795400	PD NASMC1N00ACTT- Thorshield B	75.06	
195.0009.15.521.30.35.010			3/15/2023	54795400	PD NASVS5ADB0M- Vision AXBIII	1,048.14	
001.0000.15.521.22.31.008			3/15/2023	54795400	PD NASPLT016ECSN- 8x10 Speed P	134.96	
195.0009.15.521.30.35.010			3/15/2023	54795400	Sales Tax	104.81	
195.0009.15.521.30.35.010			3/15/2023	54795400	Sales Tax	13.50	
195.0009.15.521.30.35.010			3/15/2023	54795400	PD NASPLT016ECSN- 8x10 Speed P	134.96	
001.0000.15.521.22.31.008			3/15/2023	54795400	PD NASMC1N00ACTT- Thorshield B	75.06	
195.0009.15.521.30.35.010			3/15/2023	54795400	PD NASMC1N00ACTT- Thorshield B	75.06	
001.0000.15.521.22.31.008			3/15/2023	54795400	PD NASVS5ADB0M- Vision AXBIII	1,048.14	
001.0000.15.521.22.31.008			3/15/2023	54795400	PD NASPLT016ECSN- 8x10 Speed P	134.96	
195.0009.15.521.30.35.010			3/15/2023	54795400	PD NASVS5ADB0M- Vision AXBIII	1,048.14	
195.0009.15.521.30.35.010			3/15/2023	54795400	Sales Tax	104.81	
195.0009.15.521.30.35.010			3/15/2023	54795400	Sales Tax	7.51	
001.0000.15.521.22.31.008			3/15/2023	54795400	Sales Tax	146.82	

Check No.	Date	Vendor	Inv Date	Invoice	Description	Amount	Check Total
<b>21176</b>	<b>3/31/2023</b>	<b>013406</b>		<b>FERNANDEZ, PATREA M</b>			<b>\$1,000.00</b>
001.0000.11.571.20.41.001			3/29/2023	03/13-03/23	PKRC 03/13-03/23 Yoga Instruct	1,000.00	
<b>21177</b>	<b>3/31/2023</b>	<b>013470</b>		<b>FICKETT STRUCTURAL SOLUTIONS,</b>			<b>\$11,780.32</b>
101.0000.21.542.50.41.001			3/17/2023	22113-01	PWST Thru 03/04 COL Load Ratin	11,780.32	
<b>21178</b>	<b>3/31/2023</b>	<b>012975</b>		<b>FOSTER GARVEY PC,</b>			<b>\$12,325.95</b>
001.0000.06.515.30.41.001			3/21/2023	2849333	LG Thru 02/28 Mirjalili/Lapert	11,718.45	
001.0000.06.515.30.41.001			3/21/2023	2849332	LG Thru 02/28 Gen Real Estate	607.50	
<b>21179</b>	<b>3/31/2023</b>	<b>013461</b>		<b>HILLIG, HANNAH K</b>			<b>\$192.29</b>
001.0000.09.518.10.31.001			3/30/2023	03/21/23 Event Food	HR 03/23 Employee Bday Celebra	192.29	
<b>21180</b>	<b>3/31/2023</b>	<b>008765</b>		<b>HOLDEN POLYGRAPH LLC,</b>			<b>\$350.00</b>
001.0000.15.521.40.41.001			3/22/2023	180	PD 03/22 Polygraph: Elizabeth	350.00	
<b>21181</b>	<b>3/31/2023</b>	<b>012308</b>		<b>HONEY BUCKET,</b>			<b>\$110.00</b>
001.0000.02.523.30.47.004			3/6/2023	0553350444	MC 03/06-04/02 Sani-Can: 8714	110.00	
<b>21182</b>	<b>3/31/2023</b>	<b>004036</b>		<b>HORIZON AUTOMATIC RAIN CO,</b>			<b>\$2,486.66</b>
001.0000.11.542.70.31.030			3/15/2023	3N153158	PK Herbicide	2,486.66	
<b>21183</b>	<b>3/31/2023</b>	<b>008301</b>		<b>IN TIME RENOVATIONS LLC,</b>			<b>\$25,690.50</b>
190.4007.52.559.32.41.001			2/16/2023	1404	CDBG MHR-194 Fraser: Roof, Chi	25,690.50	
<b>21184</b>	<b>3/31/2023</b>	<b>011106</b>		<b>J &amp; J AUTOBODY REPAIR INC.,</b>			<b>\$7,513.76</b>
504.0000.09.518.35.48.001			3/25/2023	31091	RM Claim #2023-0009 Vehicle 40	7,513.76	
<b>21185</b>	<b>3/31/2023</b>	<b>010730</b>		<b>JAYMARC AV,</b>			<b>\$3,568.40</b>
503.0000.04.518.80.48.001			3/6/2023	7814	IT Remove Old Amps & Install N	3,568.40	
<b>21186</b>	<b>3/31/2023</b>	<b>012881</b>		<b>JOURNAL GRAPHICS INC,</b>			<b>\$7,048.25</b>
001.0000.03.557.20.49.005			3/24/2023	730071	CM Spring 2023 Connections	7,048.25	
<b>21187</b>	<b>3/31/2023</b>	<b>008202</b>		<b>KPG INC,</b>			<b>\$825.00</b>
302.0001.21.595.12.41.001			3/16/2023	193901	PWCP AG 2022-164 02/03-03/02 S	825.00	
<b>21188</b>	<b>3/31/2023</b>	<b>012346</b>		<b>LAKEWOOD BUILDING MAINT. LLC,</b>			<b>\$1,360.00</b>
001.0000.11.576.80.41.001			3/23/2023	1032	PK AG 2021-151C 03/23 Janitori	1,300.00	

Check No.	Date	Vendor	Inv Date	Invoice	Description	Amount	Check Total
001.0000.11.576.80.41.001			3/23/2023	1032A	PK 03/05 Janitorial Svcs: Rowi	60.00	
<b>21189</b>	<b>3/31/2023</b>	<b>008414</b>		<b>LAKWOOD FORD,</b>			<b>\$1,226.34</b>
501.0000.51.548.79.48.005			3/20/2023	LCCS506143	PKFL 03/16 Car Maint	1,226.34	
<b>21190</b>	<b>3/31/2023</b>	<b>000288</b>		<b>LAKWOOD HARDWARE &amp; PAINT INC,</b>			<b>\$455.92</b>
101.0000.11.542.70.48.001			3/23/2023	706235	PKST Maint Supplies	455.92	
<b>21191</b>	<b>3/31/2023</b>	<b>003008</b>		<b>LARSEN SIGN CO,</b>			<b>\$499.13</b>
302.0135.21.595.30.35.014			3/15/2023	32096	PWCP Lightpole Decal #'s 3711-	453.75	
302.0137.21.595.30.35.014			3/17/2023	32108	PWCP Lightpole Decal #'s 3861-	45.38	
<b>21192</b>	<b>3/31/2023</b>	<b>010474</b>		<b>LECO SUPPLY,</b>			<b>\$2,436.18</b>
001.0000.11.576.81.31.001			3/14/2023	207991A	PKFC Can Liners, Urinal Block,	2,436.18	
<b>21193</b>	<b>3/31/2023</b>	<b>002185</b>		<b>LOWE'S COMPANIES INC,</b>			<b>\$1,185.52</b>
001.0000.11.576.81.31.001			1/26/2023	918961	PKFC Maint Supplies	60.10	
001.0000.11.576.81.31.001				918959	PKFC Maint Supplies	-47.56	
101.0000.11.544.90.31.001			2/3/2023	923812	PKFC Maint Supplies	115.10	
502.0000.17.518.35.31.001			2/3/2023	923820	PKFC Maint Supplies	65.07	
101.0000.11.542.66.31.001			2/15/2023	923619	PKST Maint Supplies	353.07	
502.0000.17.518.35.31.001			2/17/2023	923998	PKFC Maint Supplies	16.67	
502.0000.17.518.35.31.001			2/1/2023	923304	PKFC Maint Supplies	22.45	
001.0000.11.576.81.31.001			2/8/2023	923899	PKFC Maint Supplies	486.60	
001.0000.11.576.80.31.001			2/9/2023	923092	PKFC Maint Supplies	8.73	
001.0000.11.576.81.31.001			2/21/2023	923947	PKFC Maint Supplies	5.52	
001.0000.11.576.81.31.001			1/26/2023	924642	PKFC Maint Supplies	47.56	
001.0000.11.576.81.31.001			1/31/2023	923119	PKFC Maint Supplies	52.21	
<b>21194</b>	<b>3/31/2023</b>	<b>004073</b>		<b>MACDONALD-MILLER FACILITY SOL,</b>			<b>\$1,133.55</b>
502.0000.17.521.50.48.001			2/28/2023	SVC254994	PKFC Repair Heating @ Gun Rang	498.30	
502.0000.17.518.35.48.001			3/19/2023	SVC256347	PKFC 03/10 Svc Call: Leaking D	635.25	
<b>21195</b>	<b>3/31/2023</b>	<b>010674</b>		<b>MACKAY COMMUNICATIONS INC,</b>			<b>\$55.08</b>
503.0000.04.518.80.42.001			3/24/2023	SB 202302 49408	IT PD 02/23 Air-Time AQ01968	55.08	
<b>21196</b>	<b>3/31/2023</b>	<b>013314</b>		<b>MACKENZIE,</b>			<b>\$6,339.05</b>
196.6010.99.518.20.41.001			3/9/2023	1082863	ARPA 01/30-02/26 CH Needs Asse	6,339.05	

Check No.	Date	Vendor	Inv Date	Invoice	Description	Amount	Check Total
<b>21197</b>	<b>3/31/2023</b>	<b>009724</b>		<b>MILES RESOURCES LLC,</b>			<b>\$219.33</b>
101.0000.11.542.30.31.030			3/13/2023	342508	PKST Cold Mix	146.94	
101.0000.11.542.70.31.030			3/27/2023	343333	PKST Concrete	72.39	
<b>21198</b>	<b>3/31/2023</b>	<b>011935</b>		<b>NEIL, LANI</b>			<b>\$1,781.31</b>
001.0000.11.571.20.41.001			3/30/2023	#4 2023	PKRC AG 2023-036 02/23-03/08 S	892.50	
106.0000.11.573.20.31.005			3/15/2023	03/15/23 Reimb	PKS 03/06 Arts Commission Rece	206.31	
104.0011.01.557.30.41.001			3/30/2023	#4 2023	PKRC AG 2023-036 02/23-03/08 S	323.75	
104.0010.01.557.30.41.001			3/30/2023	#4 2023	PKRC AG 2023-036 02/23-03/08 S	358.75	
<b>21199</b>	<b>3/31/2023</b>	<b>012500</b>		<b>O'REILLY AUTO PARTS,</b>			<b>\$23.28</b>
501.0000.51.548.79.31.006			3/10/2023	2863-127388	PKFL Mini Bulb	8.40	
501.0000.51.548.79.48.005			3/23/2023	2863-133144	PKFL Vehicle Supplies	14.88	
<b>21200</b>	<b>3/31/2023</b>	<b>010255</b>		<b>PAPE' MACHINERY EXCHANGE,</b>			<b>\$6,606.42</b>
501.0000.51.548.79.48.005			3/20/2023	2161593	PKFL PM Svc, Replaced Batterie	6,606.42	
<b>21201</b>	<b>3/31/2023</b>	<b>006010</b>		<b>PETEK AND ASSOCIATES,</b>			<b>\$770.00</b>
504.0000.09.518.12.41.001			3/4/2023	1678	RM 03/04 Pre-Employmnet Psych	770.00	
<b>21202</b>	<b>3/31/2023</b>	<b>000407</b>		<b>PIERCE COUNTY,</b>			<b>\$22,211.62</b>
101.0000.11.542.64.41.001			3/20/2023	CI-330451	PKST 02/23 Traffic Ops. Maint.	18,424.71	
311.0000.01.535.30.41.001			3/7/2023	CI-330112	AB/PWSC 02/23 Recording Fees	156.00	
001.0000.15.521.10.41.125			3/28/2023	CI-330798	PD 02/23 Jail Svcs	3,202.91	
105.0001.07.559.20.41.001			3/7/2023	CI-330112	AB/PWSC 02/23 Recording Fees	428.00	
<b>21203</b>	<b>3/31/2023</b>	<b>000428</b>		<b>PIERCE COUNTY SEWER,</b>			<b>\$133.29</b>
001.0000.11.576.81.47.004			3/30/2023	2029430 03/21/23	PKFC 01/01-02/28 9101 Angle Ln	133.29	
<b>21204</b>	<b>3/31/2023</b>	<b>010630</b>		<b>PRINT NW,</b>			<b>\$63.44</b>
001.0000.01.511.60.49.005			3/24/2023	37170101	CC COL Business Cards	63.44	
<b>21205</b>	<b>3/31/2023</b>	<b>008199</b>		<b>PUBLIC SAFETY TESTING,</b>			<b>\$380.00</b>
001.9999.15.521.10.41.001			3/20/2023	PST123-71	PD Polygraph Exam & Rpt: P. Sm	380.00	
<b>21206</b>	<b>3/31/2023</b>	<b>000445</b>		<b>PUGET SOUND ENERGY,</b>			<b>\$5,682.75</b>
502.0000.17.518.35.47.011			3/21/2023	200018357661 3/21/23	PKFC 02/16-03/20 6000 Main St	2,051.45	
101.0000.11.542.64.47.005			3/20/2023	300000005037 3/20/23	PKST 02/28-03/20 Gravelly Lk &	134.15	
001.0000.11.576.81.47.005			3/22/2023	200001527551 3/22/23	PKFC 02/17-03/21 9115 Angle Ln	167.35	

Check No.	Date	Vendor	Inv Date	Invoice	Description	Amount	Check Total
502.0000.17.521.50.47.011			3/20/2023	200008745289 3/20/23	PKFC 02/15-03/17 9401 Lkwd Dr	3,329.80	
<b>21207</b>	<b>3/31/2023</b>	<b>012953</b>		<b>R. L. ALIA COMPANY,</b>			<b>\$338,596.91</b>
302.0000.00.223.40.00.000			3/1/2023	AG 2022-196 PP # 6	PWCP AG 2022-196 Retainage	-5,767.68	
302.0000.00.223.40.00.000			3/31/2023	AG 2022-196 PP # 7	PWCP AG 2022-196 Retainage	-12,053.21	
302.0137.21.595.30.63.001			3/31/2023	AG 2022-196 PP # 7	PWCP AG 2022-196 03/02-03/31 S	241,064.17	
302.0137.21.595.30.63.001			3/1/2023	AG 2022-196 PP # 6	PWCP AG 2022-196 02/04-03/01 S	115,353.63	
<b>21208</b>	<b>3/31/2023</b>	<b>012426</b>		<b>RANGER TREE EXPERTS INC,</b>			<b>\$17,545.00</b>
001.0000.11.576.81.41.001			3/14/2023	3041	PK Tree Removal & Clean Up: FS	8,800.00	
001.0000.11.542.70.41.001			3/26/2023	3053	PKST 7 Red Oaks Removal	8,745.00	
<b>21209</b>	<b>3/31/2023</b>	<b>007505</b>		<b>REDFLEX TRAFFIC SYSTEMS INC,</b>			<b>\$32,240.00</b>
001.0000.15.521.71.41.080			3/31/2023	INV0051520	PD 03/23 Photo Enforcement	32,240.00	
<b>21210</b>	<b>3/31/2023</b>	<b>013330</b>		<b>SAURI, MARCO A</b>			<b>\$2,165.55</b>
001.9999.11.565.10.41.020			3/31/2023	18	PKHS AG 2022-158 03/16-03/31 L	2,000.00	
001.9999.11.565.10.41.020			3/25/2023	3682225	PKHS Food For Choice's IY Fina	165.55	
<b>21211</b>	<b>3/31/2023</b>	<b>000066</b>		<b>SOUND UNIFORM SOLUTIONS,</b>			<b>\$5,625.70</b>
001.0000.15.521.22.31.008			2/24/2023	202302SU205	PD Jumpsuit: D. Dougherty	679.80	
001.0000.15.521.22.31.008			3/9/2023	202303SU060	PD Jumpsuit: C. Craner	525.80	
001.0000.15.521.22.31.008			2/1/2023	202302SU135	PD Jumpsuit: C. Cockle	509.30	
001.0000.15.521.22.31.008			3/9/2023	202303SU068	PD Jumpsuit Alterations: Sivan	110.00	
001.0000.15.521.22.31.008			2/20/2023	202302SU173	PD Alteration: Add SAP PKT: Si	49.50	
001.0000.15.521.22.31.008			3/7/2023	202303SU051	PD Alterations: Rem Repl CF Zi	49.50	
001.0000.15.521.10.31.008			3/7/2023	202303SU047	PD Rm Repl Print Panel, Add/Ch	96.80	
001.0000.15.521.30.31.008			2/1/2023	202302SU130	PD Jumpsuit: J. Arbiol	516.20	
001.0000.15.521.10.31.008			3/9/2023	202303SU061	PD Jumpsuit: J. Alwine	1,071.40	
001.0000.15.521.22.31.008			3/1/2023	202303SU008	PD Alterations: Rem Repl Name	48.40	
001.0000.15.521.22.31.008			3/6/2023	202303SU039	PD Jumpsuit: D. Dougherty	622.60	
001.0000.15.521.22.31.008			3/6/2023	202303SU031	PD Jumpsuit: J. Wabinga	1,346.40	
<b>21212</b>	<b>3/31/2023</b>	<b>003267</b>		<b>SOUTH TACOMA GLASS SPECIALISTS,</b>			<b>\$440.00</b>
501.0000.51.548.79.48.005			12/21/2022	60670	PKFL Window Tint Veh #42481	440.00	
<b>21213</b>	<b>3/31/2023</b>	<b>002881</b>		<b>SPRAGUE PEST SOLUTIONS CO,</b>			<b>\$247.50</b>
001.0000.11.576.81.41.001			3/27/2023	5064294	PKFC 03/27 Gen Pest Svcs:FSP	247.50	

Check No.	Date	Vendor	Inv Date	Invoice	Description	Amount	Check Total
<b>21214</b>	<b>3/31/2023</b>	<b>009493</b>		<b>STAPLES ADVANTAGE,</b>			<b>\$1,244.60</b>
001.0000.11.571.20.31.050			2/28/2023	3531829956	PKRC Tape Dispenser	51.69	
001.0000.15.521.10.31.001			2/28/2023	3531829962	PD Digital Clock	30.83	
001.0000.15.521.10.31.001			3/1/2023	3532080753	PD Batteries	144.54	
001.0000.07.558.60.31.001			3/10/2023	3532692115	CD Label Cartridges, Tape	46.12	
001.0000.15.521.10.31.001			3/3/2023	3532223897	PD Datasticks	164.97	
001.0000.15.521.10.31.001			3/2/2023	3532154277	PD Batteries	59.18	
001.0000.15.521.10.31.001			2/18/2023	3530934927	PD Office Supplies	60.49	
001.0000.99.518.40.31.001			3/1/2023	3532080752	ND Copy Paper	182.56	
001.0000.07.558.60.31.001			3/10/2023	3532692117	CD Pads	43.99	
001.0000.09.518.10.31.001			3/3/2023	3532223899	HR Kleenex, Stickies, Pads, Pe	131.58	
001.0000.15.521.10.31.001			3/15/2023	3533121618	PD Batteries	65.75	
001.0000.07.558.60.31.001			3/10/2023	3532692116	CD Duster, Pens, Pads, Notes,	143.96	
001.0000.09.518.10.31.001			3/3/2023	3532223898	HR Batteries	41.57	
001.0000.99.518.40.31.001			3/1/2023	3532080751	ND Copy Paper	32.44	
001.0000.15.521.10.31.001			3/14/2023	3533039870	PD Folders	41.49	
001.0000.09.518.10.31.001			3/3/2023	3532223900	HR Staples	3.44	
<b>21215</b>	<b>3/31/2023</b>	<b>013407</b>		<b>STEWART HIZON, MACKENZIE</b>			<b>\$150.00</b>
001.0000.11.571.20.41.001			3/29/2023	03/29/2023	PKRC 03/01 & 03/20 Yoga Class	150.00	
<b>21216</b>	<b>3/31/2023</b>	<b>013442</b>		<b>STROZ FRIEDBERG, LLC,</b>			<b>\$87,103.00</b>
504.0000.09.518.31.41.001			3/7/2023	K0301-0017862	RM 01/23 UA8113080664/PRJ-0000	87,103.00	
<b>21217</b>	<b>3/31/2023</b>	<b>002458</b>		<b>SUMMIT LAW GROUP,</b>			<b>\$9,515.50</b>
001.0000.06.515.30.41.001			3/17/2023	143966	LG Thru 02/28 General Labor	9,515.50	
<b>21218</b>	<b>3/31/2023</b>	<b>010842</b>		<b>SUPPRESSION SYSTEMS INC,</b>			<b>\$902.00</b>
502.0000.17.521.50.48.001			3/15/2023	24494	PKFC Semi Annual PM Of Clean A	451.00	
101.0000.11.542.64.41.001			3/15/2023	24493	PKST Semi Annual PM Of Clean A	451.00	
<b>21219</b>	<b>3/31/2023</b>	<b>006497</b>		<b>SYSTEMS FOR PUBLIC SAFETY,</b>			<b>\$19,790.52</b>
501.0000.51.521.10.48.005			3/10/2023	42521	PDFL 03/23 Other	458.84	
501.0000.51.521.10.48.005			3/15/2023	43373	PDFL 03/23 Electrical	1,431.52	
501.0000.51.521.10.48.005			3/10/2023	43311	PDFL 03/23 Other	1,058.46	
501.0000.51.521.10.48.005			3/15/2023	43578	PDFL 03/23 Oil Change	94.75	
501.0000.51.521.10.48.005			3/10/2023	43444	PDFL 02/23 Other	247.49	
501.0000.51.521.10.48.005			3/15/2023	43578	PDFL 03/23 Safety Inspection	545.95	
501.0000.51.521.10.48.005			3/10/2023	43487	PDFL 03/23 Oil Change	94.75	

Check No.	Date	Vendor	Inv Date	Invoice	Description	Amount	Check Total
501.0000.51.521.10.48.005			3/15/2023	43578	PDFL 03/23 Brakes	1,228.81	
501.0000.51.521.10.48.005			3/21/2023	43556	PDFL 03/23 Wipers	69.01	
501.0000.51.521.10.48.005			3/10/2023	43487	PDFL 03/23 Tires	258.68	
501.0000.51.521.10.48.005			3/15/2023	43613	PDFL 03/23 Oil Change	97.31	
180.0000.15.521.21.48.005			3/10/2023	43489	PDFL 03/23 Safety Inspection	1,201.08	
501.0000.51.521.10.48.005			3/21/2023	43556	PDFL 03/23 Other	25.96	
501.0000.51.521.10.48.005			3/10/2023	43487	PDFL 03/23 Other	181.33	
501.0000.51.521.10.48.005			3/15/2023	43613	PDFL 03/23 Safety Inspection	379.69	
180.0000.15.521.21.48.005			3/10/2023	43489	PDFL 03/23 Other	31.17	
501.9999.51.594.21.64.005			3/15/2023	43445	PDFL 02/23 New Build	6,138.37	
501.0000.51.521.10.48.005			3/21/2023	43246	PDFL 03/23 Electrical	77.97	
501.0000.51.521.10.48.005			3/10/2023	43487	PDFL 03/23 Safety Inspection	110.58	
501.0000.51.521.10.48.005			3/15/2023	43578	PDFL 03/23 Tires	919.23	
180.0000.15.521.21.48.005			3/10/2023	43489	PDFL 03/23 Oil Change	104.61	
501.0000.51.521.10.48.005			3/21/2023	43556	PDFL 03/23 Battery	154.55	
501.0000.51.521.10.48.005			3/10/2023	43487	PDFL 03/23 Brakes	1,298.11	
501.0000.51.521.10.48.005			3/15/2023	43578	PDFL 03/23 Other	84.70	
501.0000.51.521.10.48.005			3/21/2023	43596	PDFL 03/23 Safety Inspection	28.97	
501.0000.51.521.10.48.005			3/10/2023	43551	PDFL 02/23 Other	56.74	
501.0000.51.521.10.48.005			3/15/2023	43613	PDFL 03/23 Other	402.87	
501.0000.51.521.10.48.005			3/21/2023	43596	PDFL 03/23 Oil Change	110.19	
501.0000.51.521.10.48.005			3/10/2023	43551	PDFL 02/23 Electricla	247.26	
501.0000.51.521.10.48.005			3/15/2023	43613	PDFL 03/23 Wipers	43.00	
501.0000.51.521.10.48.005			3/21/2023	43652	PDFL 03/23 Tire Repair	77.97	
501.0000.51.521.10.48.005			3/10/2023	43629	PDFL 03/23 Electrical	54.33	
501.0000.51.521.10.48.005			3/21/2023	43596	PDFL 03/23 Tires	1,728.45	
501.0000.51.521.10.48.005			3/10/2023	43555	PDFL 03/23 Exhaust	244.26	
501.0000.51.521.10.48.005			3/15/2023	43659	PDFL Other	88.92	
501.0000.51.521.10.48.005			3/21/2023	43675	PDFL 03/23 Other	25.09	
501.0000.51.521.10.48.005			3/21/2023	43675	PDFL 03/23 Tires	112.59	
501.0000.51.521.10.48.005			3/15/2023	43373	PDFL 03/23 Other	150.03	
501.0000.51.521.10.48.005			3/21/2023	43675	PDFL 03/23 Safety Inspection	22.89	
501.0000.51.521.10.48.005			3/21/2023	43675	PDFL 03/23 Oil Change	104.04	
<b>21220</b>	<b>3/31/2023</b>	<b>013096</b>		<b>T&amp;B PRODUCTS LLC,</b>			<b>\$16,775.00</b>
502.0041.17.594.18.41.001			3/10/2023	8638	PK ADA Automatics In Bathrooms	16,775.00	
<b>21221</b>	<b>3/31/2023</b>	<b>013229</b>		<b>TACOMAPROBONO COMMUNITY,</b>			<b>\$19,766.95</b>

Check No.	Date	Vendor	Inv Date	Invoice	Description	Amount	Check Total
196.2002.99.518.63.41.001			3/15/2023	TPB 14	ARPA AG 2021-425 02/23 Housing	19,766.95	
<b>21222</b>	<b>3/31/2023</b>	<b>011708</b>		<b>TOTAL FILTRATION SERVICES INC,</b>			<b>\$465.45</b>
502.0000.17.518.30.31.001			3/30/2023	2556890-01	PKFC HI Cap Pleat	465.45	
<b>21223</b>	<b>3/31/2023</b>	<b>010945</b>		<b>TRANSPO GROUP USA INC,</b>			<b>\$13,365.00</b>
101.0000.21.544.20.41.001			3/15/2023	29973	PWST AG 2022-169 Thru 03/03	13,365.00	
<b>21224</b>	<b>3/31/2023</b>	<b>000564</b>		<b>TUCCI &amp; SONS, INC,</b>			<b>\$66.00</b>
101.0000.11.542.30.31.030			3/1/2023	75333	PKST Cold Mix	66.00	
<b>21225</b>	<b>3/31/2023</b>	<b>002509</b>		<b>VERIZON WIRELESS,</b>			<b>\$532.50</b>
503.0000.04.518.80.42.001			3/16/2023	9930259197	IT 02/17-03/16 Phone	318.06	
503.0000.04.518.80.42.001			3/16/2023	9930259196	IT 02/17-03/16 Phone	214.44	
<b>21226</b>	<b>3/31/2023</b>	<b>011512</b>		<b>WA STATE DEPT OF CORRECTIONS,</b>			<b>\$623.14</b>
001.0000.15.521.10.41.001			3/6/2023	FCU2302.6710	PD 02/23 Work Crew Svcs	623.14	
<b>21227</b>	<b>3/31/2023</b>	<b>013452</b>		<b>WALTERS, JACQUELYN</b>			<b>\$700.00</b>
001.0018.04.518.80.41.012			3/24/2023	03/14/23 - 03/24/23	FN 03/14-03/24 Scanning/Record	700.00	
<b>21228</b>	<b>3/31/2023</b>	<b>000593</b>		<b>WASHINGTON STATE TREASURER,</b>			<b>\$40,647.70</b>
631.0002.02.586.10.00.160			3/24/2023	02/23 Court Remit	MC 02/23 Court Remit	1,163.24	
631.0002.02.586.10.00.060			3/24/2023	02/23 Court Remit	MC 02/23 Court Remit	1,227.00	
631.0002.02.586.10.00.020			3/24/2023	02/23 Court Remit	MC 02/23 Court Remit	16,052.83	
631.0002.02.586.10.00.090			3/24/2023	02/23 Court Remit	MC 02/23 Court Remit	77.63	
631.0002.02.586.10.00.010			3/24/2023	02/23 Court Remit	MC 02/23 Court Remit	9,835.54	
631.0002.02.586.89.26.000			3/24/2023	02/23 Court Remit	MC 02/23 Court Remit	838.24	
631.0002.02.586.10.00.150			3/24/2023	02/23 Court Remit	MC 02/23 Court Remit	2,455.12	
631.0002.02.586.10.00.050			3/24/2023	02/23 Court Remit	MC 02/23 Court Remit	917.99	
631.0002.02.586.10.00.140			3/24/2023	02/23 Court Remit	MC 02/23 Court Remit	130.81	
631.0002.02.586.10.00.130			3/24/2023	02/23 Court Remit	MC 02/23 Court Remit	260.22	
631.0002.02.586.10.00.030			3/24/2023	02/23 Court Remit	MC 02/23 Court Remit	6,746.19	
631.0002.02.586.10.00.210			3/24/2023	02/23 Court Remit	MC 02/23 Court Remit	45.89	
631.0002.07.586.10.00.040			3/30/2023	02/23 Bldg. Code	CD 02/23 State Bldg. Code	897.00	
<b>21229</b>	<b>3/31/2023</b>	<b>012410</b>		<b>WATT BANKS, LISA</b>			<b>\$1,791.66</b>
001.9999.11.565.10.41.020			3/31/2023	92	PKHS 03/16-03/31 Lkwd Choice P	1,791.66	



Check No.	Date	Vendor	Inv Date	Invoice	Description	Amount	Check Total
<b>21230</b>	<b>3/31/2023</b>	<b>011874</b>		<b>WHITE, KENNETH D.</b>			<b>\$9,350.00</b>
503.0000.04.518.80.41.001			3/30/2023	2023-005	IT 03/11-03/24 Consulting Svcs	9,350.00	
<b>21231</b>	<b>3/31/2023</b>	<b>012671</b>		<b>WILLIAMS KASTNER &amp; GIBBS PLLC,</b>			<b>\$1,260.00</b>
105.0001.07.559.20.41.001			3/14/2023	651066	AB Thru 02/28 Terry Emmert	1,260.00	
<b>21232</b>	<b>3/31/2023</b>	<b>011031</b>		<b>XIOLOGIX LLC,</b>			<b>\$262.50</b>
503.0000.04.518.80.41.001			3/23/2023	10064	IT 03/16 Remote Support	262.50	
<b>21233</b>	<b>3/31/2023</b>	<b>012926</b>		<b>ZOHO CORPORATION,</b>			<b>\$1,153.90</b>
503.0000.04.518.80.48.003			3/14/2023	2365186	IT 03/15/23-02/01/24 ManageEng	1,153.90	
<b>21234</b>	<b>3/31/2023</b>	<b>008553</b>		<b>ZONES INC,</b>			<b>\$7,570.44</b>
503.0015.04.518.80.35.030			3/14/2023	K20835180101	IT Apple 12.9in iPad Pro	1,421.66	
503.0000.04.518.80.35.003			2/10/2023	K20683560101	IT Gov Acrobat Pro DC For Ente	549.78	
503.0015.04.518.80.35.030			3/18/2023	K19996220305	IT Rugged Tablet w/ Keyboard D	5,599.00	
<b>21235</b>	<b>3/31/2023</b>	<b>001272</b>		<b>ZUMAR INDUSTRIES INC,</b>			<b>\$463.11</b>
101.0000.11.542.64.31.001			3/13/2023	42634	PKST Signs	463.11	
<b>21236</b>	<b>4/7/2023</b>	<b>002293</b>		<b>AHBL INC,</b>			<b>\$3,865.00</b>
101.9999.21.541.10.41.001			12/31/2022	136627	PWST/PWSW AG 2021-237 11/26-12	811.25	
401.9999.41.531.10.41.001			12/31/2022	136624	PWST/PWSW AG 2021-237 11/26-12	1,121.25	
401.9999.41.531.10.41.001			12/31/2022	136627	PWST/PWSW AG 2021-237 11/26-12	811.25	
101.9999.21.541.10.41.001			12/31/2022	136624	PWST/PWSW AG 2021-237 11/26-12	1,121.25	
<b>21237</b>	<b>4/7/2023</b>	<b>000288</b>		<b>LAKEWOOD HARDWARE &amp; PAINT INC,</b>			<b>\$26.39</b>
001.0000.11.576.81.31.001			3/3/2023	704533	PKFC 1Pt Concen Neem Oil	26.39	
<b>21238</b>	<b>4/7/2023</b>	<b>013196</b>		<b>PITNEY BOWES PRESORT SERVICES,</b>			<b>\$3,000.00</b>
001.0000.99.518.40.42.002			3/31/2023	D-705827	ND Postage Deposit	3,000.00	
<b>21239</b>	<b>4/7/2023</b>	<b>007183</b>		<b>PRO-VAC,</b>			<b>\$24,611.50</b>
401.0000.11.531.10.48.001			12/15/2022	166223	PKSW AG 2018-151D 12/15/22 CCT	374.80	
401.0000.11.531.10.48.001			12/13/2022	165687	PKSW AG 2018-151D 12/13/22 CCT	468.50	
401.0000.11.531.10.48.001			11/8/2022	107375578	PKSW AG 2018-151D 11/08/22 Cle	23,768.20	
<b>21240</b>	<b>4/7/2023</b>	<b>000445</b>		<b>PUGET SOUND ENERGY,</b>			<b>\$1,576.04</b>
001.0000.11.576.81.47.005			3/24/2023	300000010938 3/24/23	PKFC 02/17-03/21 8802 Dresden	394.24	

Check No.	Date	Vendor	Inv Date	Invoice	Description	Amount	Check Total
001.0000.11.576.81.47.005			4/4/2023	300000010896 3/24/23	PKFC 02/17-03/21 Ft Steil Park	595.70	
001.0000.11.576.81.47.005			3/24/2023	200001527346 3/24/23	PKFC 02/22-03/23 8714 87th Ave	10.74	
001.0000.11.576.81.47.005			3/24/2023	220017468871 3/24/23	PKFC 02/22-03/23 9107 Angle La	380.00	
001.0000.11.576.81.47.005			3/24/2023	220024933081 3/24/23	PKFC 02/22-03/23 8714 87th Ave	195.36	
<b>21241</b>	<b>4/7/2023</b>	<b>012587</b>		<b>TOWNZEN &amp; ASSOCIATES INC,</b>			<b>\$7,913.30</b>
001.0000.07.558.50.41.001			3/7/2023	23-035	CD 02/23 Bldg. Plan Review	7,913.30	
<b>21242</b>	<b>4/14/2023</b>	<b>011591</b>		<b>911 SUPPLY INC,</b>			<b>\$16.51</b>
001.0000.15.521.22.31.008			3/24/2023	INV-2-27588	PD Badge:Kimbrough	16.51	
<b>21243</b>	<b>4/14/2023</b>	<b>011452</b>		<b>AFTERMATH SERVICES LLC,</b>			<b>\$400.00</b>
501.0000.51.521.10.48.005			4/6/2023	JC2023-1123	PDFL 04/23 Detail	400.00	
<b>21244</b>	<b>4/14/2023</b>	<b>012424</b>		<b>AGA, SIMEAMATIVA</b>			<b>\$200.00</b>
001.0000.02.512.51.49.009			4/11/2023	March 2023	MC 03/23 Interpreter Svcs	200.00	
<b>21245</b>	<b>4/14/2023</b>	<b>001685</b>		<b>AMAYA ELECTRIC CORP,</b>			<b>\$9,350.39</b>
504.0000.09.518.39.48.001			3/31/2023	9415-6	RM C1 # 2022-0117 Install New	9,833.20	
504.0000.00.223.40.00.000			3/31/2023	9415-6	RM C1 # 2022-0117 Retainage	-482.81	
<b>21246</b>	<b>4/14/2023</b>	<b>010395</b>		<b>ARAMARK REFRESHMENT SERVICES,</b>			<b>\$254.24</b>
001.0000.99.518.40.45.004			3/31/2023	3882327	ND 01/01-02/01 Water Filterati	117.48	
001.0000.99.518.40.45.004			3/31/2023	3878146	ND 03/23 Walter Filtration Uni	94.02	
001.0000.99.518.40.45.004			3/31/2023	3882914	ND 03/23 Water Filtration Uni	42.74	
<b>21247</b>	<b>4/14/2023</b>	<b>007445</b>		<b>ASSOCIATED PETROLEUM PRODUCTS,</b>			<b>\$14,054.90</b>
501.0000.51.521.10.32.001			3/23/2023	23-785359	pd 03/23 Fuel	14,054.90	
<b>21248</b>	<b>4/14/2023</b>	<b>012523</b>		<b>AXON ENTERPRISE INC,</b>			<b>\$94,958.28</b>
503.0044.04.518.80.35.010			4/1/2023	INUS148471	IT PD Fleet 3 Basic	94,958.28	
<b>21249</b>	<b>4/14/2023</b>	<b>005038</b>		<b>CARROLL, JEFF</b>			<b>\$306.00</b>
195.0024.15.521.30.43.004			4/7/2023	04/23-04/27 Per Diem	PD WSNIA Conf: Carroll	306.00	
<b>21250</b>	<b>4/14/2023</b>	<b>010262</b>		<b>CENTURYLINK,</b>			<b>\$304.14</b>
503.0000.04.518.80.42.001			3/23/2023	206-T31-6789 758B	IT 03/23-04/23 Phone	83.22	
503.0000.04.518.80.42.001			4/1/2023	253-584-2263 463B	IT 04/01-05/01 Phone	92.92	
503.0000.04.518.80.42.001			4/1/2023	253-584-5364 399B	IT 04/01-05/01 Phone	64.00	

Check No.	Date	Vendor	Inv Date	Invoice	Description	Amount	Check Total
503.0000.04.518.80.42.001			4/2/2023	253-581-8220 448B	IT 04/02-05/02 Phone	64.00	
<b>21251</b>	<b>4/14/2023</b>	<b>000536</b>		<b>CITY TREASURER CITY OF TACOMA,</b>			<b>\$40,374.24</b>
101.0000.11.542.64.47.005			3/30/2023	100218275 03/30/23	PKST 03/01-03/29 10511 GLD SW	74.43	
101.0000.11.542.64.47.005			4/4/2023	100233510 04/04/23	PKST 03/03-03/31 2310 84th St	19.15	
101.0000.11.542.63.47.006			4/5/2023	100230616 04/05/23	PKST 03/04-04/03 7400 Custer R	32.13	
101.0000.11.542.63.47.006			4/4/2023	100223530 04/04/23	PKST 03/03-03/31 9315 GLD SW	2,325.70	
101.0000.11.542.63.47.006			3/30/2023	100218262 03/30/23	PKST 03/01-03/29 10601 Main St	119.18	
101.0000.11.542.64.47.005			4/5/2023	100230603 04/05/23	PKST 03/04-04/03 7429 Custer R	25.92	
101.0000.11.542.63.47.006			3/30/2023	100218270 03/30/23	PKST 03/01-03/29 10602 Main St	10.61	
101.0000.11.542.64.47.005			4/6/2023	100436443 04/06/23	PKST 02/05-04/05 8103 83rd Ave	43.92	
101.0000.11.542.63.47.006			3/30/2023	100262588 03/30/23	PKST 01/31-03/29 6100 Lkwd Tow	106.07	
101.0000.11.542.64.47.005			4/6/2023	101129625 04/06/23	PKST 02/05-04/05 7804 83rd Ave	46.78	
001.0000.15.521.10.49.020			4/3/2023	91141542	PD Q2/23 Radio User Fees	37,560.00	
101.0000.11.542.63.47.006			4/3/2023	100230265 04/03/23	PKST 03/03-03/31 8200 Tac Mall	10.35	
<b>21252</b>	<b>4/14/2023</b>	<b>005786</b>		<b>CLASSY CHASSIS,</b>			<b>\$162.46</b>
501.0000.51.521.10.48.005			3/31/2023	5740	PDFL 03/23 Oil Change	97.94	
501.0000.51.521.10.48.005			3/31/2023	5740	PDFL 03/23 Oil Change	54.77	
501.0000.51.521.10.48.005			3/31/2023	5740	PDFL 03/23 Carwash	9.75	
<b>21253</b>	<b>4/14/2023</b>	<b>013428</b>		<b>COLLINS, JULIA</b>			<b>\$135.00</b>
001.0000.11.571.20.41.001			4/13/2023	02	PKRC 03/04 & 03/29 Yoga Classe	135.00	
<b>21254</b>	<b>4/14/2023</b>	<b>002994</b>		<b>CORDANT HEALTH SOLUTIONS,</b>			<b>\$214.02</b>
001.0000.02.523.30.41.001			3/31/2023	TC-42210033123	MC 02/23 UA's	214.02	
<b>21255</b>	<b>4/14/2023</b>	<b>000496</b>		<b>DAILY JOURNAL OF COMMERCE,</b>			<b>\$409.75</b>
301.0031.11.594.76.44.001			4/6/2023	3387758	PK 04/06 Ft. Steilacoom Park A	409.75	
<b>21256</b>	<b>4/14/2023</b>	<b>013441</b>		<b>DOAN, MYCHI</b>			<b>\$130.00</b>
001.0000.02.512.51.49.009			4/11/2023	March 2023	MC 03/23 Interpreter Svcs	130.00	
<b>21257</b>	<b>4/14/2023</b>	<b>011920</b>		<b>EILEEN OBRIEN CONSULTING,</b>			<b>\$1,050.00</b>
195.0021.02.512.53.41.001			3/31/2023	Jan & feb 2023	MC Jan & feb BJA Drug Court	1,050.00	
<b>21258</b>	<b>4/14/2023</b>	<b>011987</b>		<b>FEDERAL EASTERN INTERNATIONAL,</b>			<b>\$1,383.98</b>
195.0009.15.521.30.35.010			3/29/2023	54934300	Sales Tax	13.50	
195.0009.15.521.30.35.010			3/29/2023	54934300	Sales Tax	7.51	

Check No.	Date	Vendor	Inv Date	Invoice	Description	Amount	Check Total
195.0009.15.521.30.35.010			3/29/2023	54934300	Sales Tax	104.81	
195.0009.15.521.30.35.010			3/29/2023	54934300	PD NASVS5ADB0M- Vision AXBIII	1,048.14	
195.0009.15.521.30.35.010			3/29/2023	54934300	PD NASPLT016ECSN- 8x10 Speed P	134.96	
195.0009.15.521.30.35.010			3/29/2023	54934300	PD NASMC1N00ACTT- Thorshield B	75.06	
<b>21259</b>	<b>4/14/2023</b>	<b>009689</b>		<b>FLO HAWKS,</b>			<b>\$2,236.99</b>
001.0000.11.576.81.48.001			4/4/2023	66214335	PKFC Pumped 10 Gal. Liquid Fro	1,370.74	
001.0000.11.576.81.48.001			4/4/2023	66214256	PKFC 04/04 Electrical Svc Call	866.25	
<b>21260</b>	<b>4/14/2023</b>	<b>012023</b>		<b>FRSECURE LLC,</b>			<b>\$6,250.00</b>
503.0000.04.518.80.41.001			3/27/2023	BD0001777	IT 02/24 Completed External PE	6,250.00	
<b>21261</b>	<b>4/14/2023</b>	<b>013161</b>		<b>GLOBAL INFORMATION TECHNOLOGY,</b>			<b>\$2,744.00</b>
105.0002.07.559.20.41.001			3/31/2023	28730	AB 03/25 Consulting Svcs.	2,744.00	
<b>21262</b>	<b>4/14/2023</b>	<b>007965</b>		<b>GORDON THOMAS HONEYWELL,</b>			<b>\$8,996.00</b>
001.0000.03.513.10.41.001			3/31/2023	March 2023 1014	CM AG 2022-233 03/23 Gov'tl Af	5,260.00	
192.0000.00.558.60.41.001			3/31/2023	March 2023 1185	SSMCP AG 2023-005 03/23 Gov'tl	3,736.00	
<b>21263</b>	<b>4/14/2023</b>	<b>000207</b>		<b>GREATER LAKES MENTAL HEALTH,</b>			<b>\$12,923.56</b>
001.0000.15.521.10.41.001			4/12/2023	Q1/23	PD AG 2021-300 Q1/23 MHP & The	12,923.56	
<b>21264</b>	<b>4/14/2023</b>	<b>008831</b>		<b>HALAR, DIANA</b>			<b>\$168.72</b>
401.0000.41.531.10.35.001			4/13/2023	114-6084590-9521806	PWSW pH Meter w/ Buffer Soluti	168.72	
<b>21265</b>	<b>4/14/2023</b>	<b>012308</b>		<b>HONEY BUCKET,</b>			<b>\$214.50</b>
502.0000.17.518.35.41.001			3/24/2023	0553384840	PKFC 03/24-04/20 Sani-Can: CH	104.50	
001.0000.02.523.30.47.004			4/3/2023	0553400887	MC 04/03-04/30 Sani-Can: 8714	110.00	
<b>21266</b>	<b>4/14/2023</b>	<b>011300</b>		<b>HORWATH LAW PLLC,</b>			<b>\$49,839.38</b>
001.9999.02.512.51.41.001			4/12/2023	March 2023	MC 03/23 Investigator Svcs	1,899.38	
001.0000.02.512.51.41.004			4/12/2023	March 2023	MC AG 2020-203 03/23 Public De	45,125.00	
001.9999.02.512.51.41.001			4/12/2023	March 2023	MC 03/23 Social Worker Svcs	2,815.00	
<b>21267</b>	<b>4/14/2023</b>	<b>008301</b>		<b>IN TIME RENOVATIONS LLC,</b>			<b>\$38,570.40</b>
190.4007.52.559.32.41.001			2/13/2023	1403	CDBG AG 2022-266 Retainage Rel	9,959.40	
190.4007.52.559.32.41.001			2/13/2023	1403	CDBG AG 2022-226 MHR-190 Hogan	28,611.00	
<b>21268</b>	<b>4/14/2023</b>	<b>010885</b>		<b>JOHNSTON GROUP LLC,</b>			<b>\$5,895.17</b>

Check No.	Date	Vendor	Inv Date	Invoice	Description	Amount	Check Total
001.0000.03.513.10.41.001			4/3/2023	1460	CM AG 2022-234 04/23 Fed. Gov.	5,895.17	
<b>21269</b>	<b>4/14/2023</b>	<b>008202</b>		<b>KPG INC,</b>			<b>\$20,504.25</b>
311.0006.21.535.12.41.001			3/28/2023	194432	PWSC AG 2023-033 02/03-03/02 R	20,504.25	
<b>21270</b>	<b>4/14/2023</b>	<b>000280</b>		<b>LAKEWOOD CHAMBER OF COMMERCE,</b>			<b>\$8,385.96</b>
104.0005.01.557.30.41.001			4/6/2023	03/23	FN AG 2023-044 03/23 Tourism L	8,385.96	
<b>21271</b>	<b>4/14/2023</b>	<b>000288</b>		<b>LAKEWOOD HARDWARE &amp; PAINT INC,</b>			<b>\$912.28</b>
001.0000.11.576.81.31.001			4/3/2023	707087	PKFC Brass Hex Bush, Saw	155.90	
001.0000.11.576.80.31.001			4/4/2023	707240	PKFC Maint Supplies	756.38	
<b>21272</b>	<b>4/14/2023</b>	<b>000298</b>		<b>LAKEWOOD TOWING,</b>			<b>\$88.00</b>
001.0000.15.521.22.31.008			4/5/2023	247277	PD 04/04 Buick LaSabre	88.00	
<b>21273</b>	<b>4/14/2023</b>	<b>003008</b>		<b>LARSEN SIGN CO,</b>			<b>\$242.00</b>
101.0000.11.544.90.31.001			4/5/2023	32207	PKST 12x18' Now Hiring Prints	242.00	
<b>21274</b>	<b>4/14/2023</b>	<b>010434</b>		<b>LEE, YOUNG</b>			<b>\$488.25</b>
001.0000.02.512.51.49.009			4/11/2023	March 2023	MC 03/23 Interpreter Svcs	488.25	
<b>21275</b>	<b>4/14/2023</b>	<b>002296</b>		<b>LEXIS NEXIS,</b>			<b>\$684.20</b>
503.0000.04.518.80.49.004			4/14/2023	3094414541	IT 03/23 LexisNexis	684.20	
<b>21276</b>	<b>4/14/2023</b>	<b>009711</b>		<b>LEXIS NEXIS RISK DATA MGMT INC,</b>			<b>\$220.00</b>
001.0000.15.521.10.41.001			3/31/2023	1226184-20230331	PD 03/23 Person Searches	220.00	
<b>21277</b>	<b>4/14/2023</b>	<b>013262</b>		<b>LIM, VANNARA</b>			<b>\$141.79</b>
001.0000.02.512.51.49.009			4/11/2023	March 2023	MC 03/23 Interpreter Svcs	141.79	
<b>21278</b>	<b>4/14/2023</b>	<b>013256</b>		<b>LOMELI, DAISY</b>			<b>\$113.00</b>
001.0000.02.523.30.43.004			4/7/2023	04/23-04/26 Per Diem	MC Misdemeanant Prob Conf: D.	113.00	
<b>21279</b>	<b>4/14/2023</b>	<b>002185</b>		<b>LOWE'S COMPANIES INC,</b>			<b>\$143.88</b>
001.0000.11.576.81.31.001			2/9/2023	923166	PKFC Maint Supplies	143.88	
<b>21280</b>	<b>4/14/2023</b>	<b>013314</b>		<b>MACKENZIE,</b>			<b>\$5,465.05</b>
196.6010.99.518.20.41.001			4/4/2023	1083279	ARPA 02/27-03/26 CH Needs Asse	5,465.05	

Check No.	Date	Vendor	Inv Date	Invoice	Description	Amount	Check Total
<b>21281</b>	<b>4/14/2023</b>	<b>012586</b>		<b>MARSH USA INC,</b>			<b>\$2,496.00</b>
504.0000.09.518.31.46.001		4/6/2023	920052415143	RM 2023-2024 Storage Tank Asse	2,496.00		
<b>21282</b>	<b>4/14/2023</b>	<b>000360</b>		<b>MCCLATCHY COMPANY LLC,</b>			<b>\$4,971.96</b>
001.0000.07.558.60.44.001		3/31/2023	182164	CD 04/05 Public Hearing Notice	663.06		
001.0000.07.558.60.44.001		3/31/2023	182164	CD 03/29 Public Hearing Notice	545.14		
001.0000.07.558.60.44.001		3/31/2023	182164	CD NOA Schneller Shoreline Sub	255.70		
001.0000.07.558.60.44.001		3/31/2023	182164	CD 04/17 Revised Public Hearin	229.60		
001.0000.07.558.60.44.001		3/31/2023	182164	CD 04/03 Public Hearing Notice	223.54		
302.0005.21.544.20.44.001		3/31/2023	182164	PWCP Ad For Bids Chip Seal Pro	1,375.48		
302.0000.21.544.20.44.001		3/31/2023	182164	PWCP Notice Of Planned Final A	924.64		
001.0000.07.558.60.44.001		3/31/2023	182164	CD Ord. No. 783	175.30		
001.0000.07.558.60.44.001		3/31/2023	182164	CD Ord. No. 782	175.30		
001.0000.07.558.60.44.001		3/31/2023	182164	CD Ord. No. 781	175.30		
001.0000.07.558.60.44.001		3/31/2023	182164	CD Ord. No. 784	228.90		
<b>21283</b>	<b>4/14/2023</b>	<b>011768</b>		<b>MCKAIN, EILEEN</b>			<b>\$350.00</b>
001.0000.06.515.30.49.003		4/4/2023	GLN3MRRZ963	LG AG Alliance Annual Mtg: McK	350.00		
<b>21284</b>	<b>4/14/2023</b>	<b>009724</b>		<b>MILES RESOURCES LLC,</b>			<b>\$854.73</b>
101.0000.11.542.30.31.030		3/31/2023	343805	PKST Cold Mix	559.49		
101.0000.11.542.30.31.030		3/31/2023	343916	PKST 5/8" Crushed Rock	295.24		
<b>21285</b>	<b>4/14/2023</b>	<b>011935</b>		<b>NEIL, LANI</b>			<b>\$3,150.00</b>
001.0000.11.571.20.41.001		4/13/2023	Invoice #5 2023	PKRC AG 2023-036 03/09-03/27 S	770.00		
104.0010.01.557.30.41.001		4/13/2023	Invoice #6 2023	PKRC AG 2023-036 03/28-04/10 S	455.00		
104.0010.01.557.30.41.001		4/13/2023	Invoice #5 2023	PKRC AG 2023-036 03/09-03/27 S	525.00		
104.0011.01.557.30.41.001		4/13/2023	Invoice #6 2023	PKRC AG 2023-036 03/28-04/10 S	490.00		
001.0000.11.571.20.41.001		4/13/2023	Invoice #6 2023	PKRC AG 2023-036 03/28-04/10 S	455.00		
104.0011.01.557.30.41.001		4/13/2023	Invoice #5 2023	PKRC AG 2023-036 03/09-03/27 S	455.00		
<b>21286</b>	<b>4/14/2023</b>	<b>000364</b>		<b>NORTHWEST BUILDING LLC,</b>			<b>\$4,446.00</b>
502.0000.17.521.50.48.009		4/1/2023	Q2/23	PKFC 2Q/23 Common Area Exp. Fo	4,446.00		
<b>21287</b>	<b>4/14/2023</b>	<b>002421</b>		<b>NORTHWEST PLAYGROUND EQUIP,</b>			<b>\$1,972.69</b>
301.0016.11.594.76.63.001		3/31/2023	51251	Sales Tax	179.34		
301.0016.11.594.76.63.001		3/31/2023	51251	freight	565.00		
301.0016.11.594.76.63.001		3/31/2023	51251	PK HTP Square Table DK Green	1,228.35		

Check No.	Date	Vendor	Inv Date	Invoice	Description	Amount	Check Total
<b>21288</b>	<b>4/14/2023</b>	<b>008848</b>		<b>NORTHWEST TRANSLATION SVCS,</b>			<b>\$260.00</b>
001.0000.02.512.51.49.009			4/11/2023	March 2023	MC 03/23 Interpreter Svcs	260.00	
<b>21289</b>	<b>4/14/2023</b>	<b>000407</b>		<b>PIERCE COUNTY,</b>			<b>\$605.84</b>
401.0021.41.531.10.41.001			4/4/2023	CI-331845	PWSW 03/23 Recording Fees	78.00	
631.0003.02.586.10.00.010			4/5/2023	02/23 Court Remit	MC 02/23 Court Remit	527.84	
<b>21290</b>	<b>4/14/2023</b>	<b>000428</b>		<b>PIERCE COUNTY SEWER,</b>			<b>\$880.38</b>
001.0000.11.576.81.47.001			4/1/2023	2067277 04/01/23	PKFC 03/23 9251 Angle LN SW	130.96	
001.0000.11.576.81.47.004			4/1/2023	1431285 04/01/23	PKFC 03/23 9107 Angle Ln SW Co	114.32	
001.0000.11.576.81.47.004			4/1/2023	2020548 04/01/23	PKFC 03/23 8200 87th Ave SW Sh	58.81	
502.0000.17.518.35.47.004			4/1/2023	870307 04/01/23	PKFC 03/23 6000 Main St SW	153.17	
502.0000.17.521.50.47.004			4/1/2023	1360914 04/01/23	PKFC 03/23 9401 Lkwd Dr SW	119.87	
101.0000.11.543.50.47.004			4/1/2023	1552201 04/01/23	PKST 03/23 9420 Front St S	34.74	
001.0000.11.576.80.47.004			4/1/2023	1032275 04/01/23	PKFC 03/23 8421 Pine St S	25.49	
001.0000.11.576.80.47.004			4/1/2023	162489 04/01/23	PKFC 03/23 9222 Veterans Dr SW	103.21	
001.0000.11.576.80.47.004			4/1/2023	2079712 04/01/23	PK 03/23 8928 North Thorne Ln	114.32	
001.0000.11.576.80.47.004			4/1/2023	936570 04/01/23	PKFC 03/23 6002 Fairlawn DR SW	25.49	
<b>21291</b>	<b>4/14/2023</b>	<b>007183</b>		<b>PRO-VAC,</b>			<b>\$48,320.93</b>
401.0000.11.531.10.48.001			2/28/2023	Feb Lakewood 2023	PKSW AG 2018-151D 02/28 Cleani	48,320.93	
<b>21292</b>	<b>4/14/2023</b>	<b>009152</b>		<b>PUBLIC FINANCE INC,</b>			<b>\$315.00</b>
202.0000.02.514.20.41.001			4/3/2023	0002449	DS 2Q/23 LID Admin: CLID No. 1	45.00	
202.0000.01.514.20.41.001			4/3/2023	0002449	DS 2Q/23 LID Admin: CLID No. 1	90.00	
202.0000.03.514.20.41.001			4/3/2023	0002449	DS 2Q/23 LID Admin: CLID No. 1	180.00	
<b>21293</b>	<b>4/14/2023</b>	<b>000446</b>		<b>PUGET SOUND CLEAN AIR AGENCY,</b>			<b>\$10,929.00</b>
001.0000.15.521.32.41.001			4/5/2023	23-052 Q2/23	PD Q2/23 Clean Air Assessment	10,929.00	
<b>21294</b>	<b>4/14/2023</b>	<b>000445</b>		<b>PUGET SOUND ENERGY,</b>			<b>\$25,940.40</b>
101.0000.11.542.63.47.005			4/3/2023	220030615417 4/3/23	PKST 03/01-03/31 11828 Gravell	108.75	
001.0000.11.576.80.47.005			4/3/2023	300000010268 4/3/23	PKFC 03/01-03/31 Woodlawn Ave	147.81	
001.0000.11.576.80.47.005			4/3/2023	300000000129 4/3/23	PKFC 03/01-03/31 11500 Militar	250.08	
101.0000.11.542.63.47.005			4/3/2023	220025290630 4/3/23	PKST 03/01-03/31 8299 Veterans	151.98	
101.0000.11.542.63.47.005			4/3/2023	220031520764 4/3/23	PKST 03/01-03/31 12112 Edgewoo	125.94	
101.0000.11.542.63.47.006			4/3/2023	200006381095 4/3/23	PKST 03/01-03/31 7819 150th St	29.61	
101.0000.11.542.63.47.006			4/3/2023	220008814687 4/3/23	PKST 03/01-03/31 7000 150th St	25.24	
101.0000.11.542.63.47.006			4/3/2023	220028304982 4/3/23	PKST 03/01-03/31 12810 Gravell	132.62	

Check No.	Date	Vendor	Inv Date	Invoice	Description	Amount	Check Total
101.0000.11.542.63.47.006			4/3/2023	300000007165 4/3/23	PKST 03/03-04/03 N of Lk WA Bl	24,311.37	
001.0000.11.576.80.47.005			4/3/2023	200001526637 4/3/23	PKFC 03/01-03/31 9222 Veteran'	47.81	
101.0000.11.542.63.47.005			4/3/2023	220025290614 4/3/23	PKST 03/01-03/31 12702 Vernon	250.50	
001.0000.11.576.80.47.005			4/3/2023	220026435523 4/3/23	PKFC 03/01-03/31 8928 N Thorne	123.63	
001.0000.11.576.80.47.005			4/3/2023	220018963391 4/3/23	PKFC 03/01-03/31 10365 112th S	72.57	
101.0000.11.542.63.47.005			4/2/2023	220029285701 4/3/23	PK 03/01-03/31 12319 GLD SW Li	162.49	
<b>21295</b>	<b>4/14/2023</b>	<b>012953</b>		<b>R. L. ALIA COMPANY,</b>			<b>\$465,245.86</b>
302.0135.21.595.30.63.001			3/31/2023	AG 2022-080 PP # 12	PWCP AG 2022-080 03/01-03/31 J	366,332.11	
302.0000.00.223.40.00.000			3/31/2023	AG 2022-080 PP # 12	PWCP AG 2022-080 Retainage	-23,899.00	
302.0135.21.534.30.63.001			3/31/2023	AG 2022-080 PP # 12	PWCP AG 2022-080 03/01-03/31 J	122,812.75	
<b>21296</b>	<b>4/14/2023</b>	<b>010740</b>		<b>RFI ENTERPRISES INC,</b>			<b>\$114.41</b>
101.0000.11.544.90.41.001			4/5/2023	641374	PKST 05/01-07/31 Intrusion Mon	114.41	
<b>21297</b>	<b>4/14/2023</b>	<b>013330</b>		<b>SAURI, MARCO A</b>			<b>\$2,000.00</b>
001.9999.11.565.10.41.020			4/10/2023	19	PKHS AG 2022-158 04/01-04/15 L	2,000.00	
<b>21298</b>	<b>4/14/2023</b>	<b>005997</b>		<b>SCHEID, ELIZABETH</b>			<b>\$174.00</b>
001.0000.11.569.50.43.004			4/13/2023	03/05-03/08 Per Diem	PK AHIMT Conf: Scheid	174.00	
<b>21299</b>	<b>4/14/2023</b>	<b>000066</b>		<b>SOUND UNIFORM SOLUTIONS,</b>			<b>\$1,190.48</b>
001.0000.15.521.22.31.008			3/21/2023	202303SU123	PD Jumpsuit: Cerniauskas	1,112.10	
001.0000.15.521.22.31.008			3/10/2023	202303SU087	PD Pants: Deanley	78.38	
<b>21300</b>	<b>4/14/2023</b>	<b>010656</b>		<b>SOUTH SOUND 911,</b>			<b>\$159,782.49</b>
001.0000.15.521.10.41.126			4/3/2023	00931	PD 04/23 Communication Svcs	111,273.33	
001.0000.15.521.10.41.126			4/3/2023	00931	PD 04/23 Warrant Svcs	7,078.33	
001.0000.15.521.10.41.126			4/3/2023	00931	PD 04/23 Records/Permitting Sv	16,480.83	
001.0000.15.521.10.41.126			4/3/2023	00931	PD 04/23 RMS Svcs	24,950.00	
<b>21301</b>	<b>4/14/2023</b>	<b>012013</b>		<b>SOUTH SOUND MOTORCYCLES,</b>			<b>\$2,372.35</b>
501.0000.51.521.10.48.005			3/28/2023	6007885	PDFL 03/23 Oil Change	367.47	
501.0000.51.521.10.48.005			3/28/2023	6007887	PDFL 03/23 Oil Change	287.36	
501.0000.51.521.10.48.005			3/28/2023	6007887	PDFL 03/23 Brakes	159.78	
501.0000.51.521.10.48.005			3/29/2023	6007896	PDFL 03/23 Oil Change	287.36	
501.0000.51.521.10.48.005			3/29/2023	6007896	PDFL 03/23 Tires	902.91	
501.0000.51.521.10.48.005			3/29/2023	6007897	PDFL 03/23 Oil Change	367.47	



Check No.	Date	Vendor	Inv Date	Invoice	Description	Amount	Check Total
<b>21302</b>	<b>4/14/2023</b>	<b>003267</b>		<b>SOUTH TACOMA GLASS SPECIALISTS,</b>			<b>\$731.50</b>
504.0000.09.518.35.48.001		4/5/2023	63325	PDFL 04/23 Insurance Repair		731.50	
<b>21303</b>	<b>4/14/2023</b>	<b>002881</b>		<b>SPRAGUE PEST SOLUTIONS CO,</b>			<b>\$148.90</b>
502.0000.17.521.50.48.001		3/31/2023	5061606	PKFC 03/31 Pest Control PD		148.90	
<b>21304</b>	<b>4/14/2023</b>	<b>013023</b>		<b>SPRINGBROOK CONNECTIONS,</b>			<b>\$25,145.42</b>
196.6016.99.518.63.41.001		4/5/2023	001-23	ARPA AG 2023-105 Q1/23 Reimbur		25,145.42	
<b>21305</b>	<b>4/14/2023</b>	<b>009493</b>		<b>STAPLES ADVANTAGE,</b>			<b>\$299.32</b>
001.0000.15.521.10.31.001		3/29/2023	3534023962	PD Office Supplies		15.13	
001.0000.99.518.40.31.001		3/21/2023	35334387838	ND Copy Paper, Tea Bags		201.95	
001.0000.99.518.40.31.001		3/21/2023	3533438739	ND Dixie Hot Cups		82.24	
<b>21306</b>	<b>4/14/2023</b>	<b>013442</b>		<b>STROZ FRIEDBERG, LLC,</b>			<b>\$24,340.00</b>
504.0000.09.518.31.41.001		4/3/2023	K0301-0018346	RM 02/23 PJR-0000055283-Lakewo		9,500.00	
504.0000.09.518.31.41.001		4/3/2023	K0301-0018347	RM 02/23 Claim # UA8113080664		14,840.00	
<b>21307</b>	<b>4/14/2023</b>	<b>006497</b>		<b>SYSTEMS FOR PUBLIC SAFETY,</b>			<b>\$4,296.21</b>
501.0000.51.521.10.48.005		3/30/2023	43651	PDFL 03/23 Tires		104.50	
501.0000.51.521.10.48.005		3/30/2023	43651	PDFL 03/23 Battery		239.80	
501.0000.51.521.10.48.005		3/30/2023	43682	PDFL 03/23 Other		104.41	
501.0000.51.521.10.48.005		3/30/2023	43682	PDFL03/23 Electrical		122.72	
501.0000.51.521.10.48.005		3/30/2023	43753	PDFL 03/23 Oil Change		103.12	
501.0000.51.521.10.48.005		3/30/2023	43753	PDFL 03/23 Safety Inspection		22.80	
501.0000.51.521.10.48.005		3/30/2023	43317	PDFL 03/23 Oil Change		105.61	
501.0000.51.521.10.48.005		3/30/2023	43806	PDFL 03/23 Other		51.98	
501.0000.51.521.10.48.005		3/30/2023	43792	PDFL 03/23 Tire Repair		51.98	
501.0000.51.521.10.48.005		3/30/2023	43651	PDFL 03/23 Safety Inspection		594.65	
501.0000.51.521.10.48.005		3/30/2023	43651	PDFL 03/23 Suspension		231.57	
501.0000.51.521.10.48.005		3/30/2023	43317	PDFL 03/23 Alignment		103.58	
501.0000.51.521.10.48.005		3/30/2023	43651	PDFL 03/23 Oil Change		96.01	
501.0000.51.521.10.48.005		3/30/2023	43317	PDFL 03/23 Other		585.52	
501.0000.51.521.10.48.005		3/30/2023	43317	PDFL 03/23 Brakes		719.25	
501.0000.51.521.10.48.005		3/31/2023	43379	PDFL 03/23 Other		23.46	
501.0000.51.521.10.48.005		3/30/2023	43317	PDFL 03/23 Safety Inspection		24.38	
501.0000.51.521.10.48.005		3/30/2023	43811	PDFL 03/23 Electrical		490.14	
501.0000.51.521.10.48.005		3/30/2023	43317	PDFL 03/23 Suspension		481.13	
501.0000.51.521.10.48.005		3/31/2023	43379	PDFL 03/23 Keys		39.60	

Check No.	Date	Vendor	Inv Date	Invoice	Description	Amount	Check Total
<b>21308</b>	<b>4/14/2023</b>	<b>008285</b>		<b>TACOMA PIERCE COUNTY HABITAT,</b>			<b>\$47,898.91</b>
190.0000.00.223.40.00.000			4/14/2023	1/20/2023 Revised	CDBG AG 2022-142 Retainage Rel	11,117.50	
190.4007.52.559.32.41.001			4/14/2023	1/20/2023 Revised	CDBG AG 2022-142 MHR-186 Green	36,781.41	
<b>21309</b>	<b>4/14/2023</b>	<b>013229</b>		<b>TACOMAPROBONO COMMUNITY,</b>			<b>\$18,695.86</b>
196.2002.99.518.63.41.001			4/7/2023	TPB 15	ARPA AG 2021-425 03/23 Housing	18,695.86	
<b>21310</b>	<b>4/14/2023</b>	<b>011013</b>		<b>TANNE, CARL</b>			<b>\$304.54</b>
001.0000.02.512.51.49.009			4/11/2023	March 2023	MC 03/23 Interpreter Svcs	304.54	
<b>21311</b>	<b>4/14/2023</b>	<b>008186</b>		<b>TRCVB,</b>			<b>\$10,291.36</b>
104.0016.01.557.30.41.001			3/31/2023	LW-2023-03	HM AG 2023-049 03/23 Lodging T	10,291.36	
<b>21312</b>	<b>4/14/2023</b>	<b>000153</b>		<b>TYLER TECHNOLOGIES INC,</b>			<b>\$110.00</b>
503.0000.04.518.80.49.004			3/27/2023	020-141980	IT 04/15-05/14 Tyler Supervisi	110.00	
<b>21313</b>	<b>4/14/2023</b>	<b>009372</b>		<b>VENTEK INTERNATIONAL,</b>			<b>\$90.00</b>
503.0000.04.518.80.42.001			4/1/2023	137179	IT 04/23 CCU Server Hosting, D	90.00	
<b>21314</b>	<b>4/14/2023</b>	<b>012914</b>		<b>VERIZON COMMUNICATIONS INC,</b>			<b>\$1,821.27</b>
503.0000.04.518.80.42.001			4/3/2023	602000038101	IT 03/23 GPS	248.49	
503.0000.04.518.80.42.001			4/8/2023	Z8817964	IT Thru 03/28 Internet	1,572.78	
<b>21315</b>	<b>4/14/2023</b>	<b>010064</b>		<b>VILLIERS-FURZE, MICHELLE</b>			<b>\$1,000.08</b>
001.0000.02.512.51.49.009			4/11/2023	March 2023	MC 03/23 Interpreter Svcs	1,000.08	
<b>21316</b>	<b>4/14/2023</b>	<b>011595</b>		<b>WALTER E NELSON CO,</b>			<b>\$2,377.04</b>
502.0000.17.521.50.31.001			4/7/2023	915439	PKFC Tissue, Towles, Foam Soap	1,948.51	
101.0000.11.544.90.31.001			3/29/2023	913611	PKST Liners, Tissue, Towels	428.53	
<b>21317</b>	<b>4/14/2023</b>	<b>013452</b>		<b>WALTERS, JACQUELYN</b>			<b>\$720.00</b>
001.0018.04.518.80.41.012			4/7/2023	03/27/23 -04/07/23	FN AG 2023-078 03/27-04/07 Sca	720.00	
<b>21318</b>	<b>4/14/2023</b>	<b>012410</b>		<b>WATT BANKS, LISA</b>			<b>\$1,791.66</b>
001.9999.11.565.10.41.020			4/10/2023	93	PKHS 04/01-04/15 Lakewood's Ch	1,791.66	
<b>21319</b>	<b>4/14/2023</b>	<b>010239</b>		<b>WEST PIERCE FIRE &amp; RESCUE,</b>			<b>\$7,988.41</b>
196.6004.99.518.63.41.001			4/4/2023	INV23-031	ARPA AG 2021-364 04/23 Reimbur	7,988.41	

Check No.	Date	Vendor	Inv Date	Invoice	Description	Amount	Check Total
<b>21320</b>	<b>4/14/2023</b>	<b>012987</b>		<b>WEX BANK,</b>			<b>\$1,600.37</b>
501.0000.51.548.79.32.001		3/31/2023	88200077	03/23 PK Fuel	244.79		
501.0000.51.548.79.32.001		3/31/2023	88200077	03/23 PK Fuel	166.27		
501.0000.51.548.79.32.001		3/31/2023	88200077	03/23 PK Fuel	49.74		
181.0000.15.521.30.32.001		3/31/2023	88200077	05/22 PD Fuel	114.45		
180.0000.15.521.21.32.001		3/31/2023	88200077	05/22 PD Fuel	382.82		
501.0000.51.548.79.32.001		3/31/2023	88200077	03/23 PK Fuel	215.62		
501.0000.51.521.10.32.001		3/31/2023	88200077	05/22 PD Fuel	190.52		
180.0000.15.521.21.32.001		3/31/2023	88200077	05/22 PD Fuel	48.76		
501.0000.51.521.10.32.001		3/31/2023	88200077	05/22 PD Fuel	72.05		
501.0000.51.521.10.32.001		3/31/2023	88200077	05/22 PD Fuel	35.27		
501.0000.51.521.10.32.001		3/31/2023	88200077	05/22 PD Fuel	59.30		
501.0000.51.521.10.32.001		3/31/2023	88200077	05/22 PD Fuel	20.78		
<b>21321</b>	<b>4/14/2023</b>	<b>009819</b>		<b>WHALEN, JASON</b>			<b>\$167.81</b>
001.0000.01.511.60.43.001		4/10/2023	6/20-6/22/23 Airfare	CC AWC Conf: Whalen	167.81		
<b>21322</b>	<b>4/14/2023</b>	<b>011874</b>		<b>WHITE, KENNETH D.</b>			<b>\$8,400.00</b>
503.0000.04.518.80.41.001		4/12/2023	2023-006	IT 03/29-04/12 Consulting Svcs	8,400.00		
<b>21323</b>	<b>4/14/2023</b>	<b>001272</b>		<b>ZUMAR INDUSTRIES INC,</b>			<b>\$3,269.20</b>
101.0000.11.542.64.31.001		3/31/2023	42845	PKST Signs	2,879.80		
101.0000.11.542.64.31.001		3/24/2023	42763	PKST Signs	389.40		
<b>21324</b>	<b>4/19/2023</b>	<b>013406</b>		<b>FERNANDEZ, PATREA M</b>			<b>\$1,200.00</b>
001.0000.11.571.20.41.001		4/19/2023	03/25-04/08/23	PKRC 03/25-04/08 Yoga Instruct	1,200.00		
<b>21325</b>	<b>4/19/2023</b>	<b>002176</b>		<b>PIERCE COUNTY HOUSING AUTH,</b>			<b>\$100,000.00</b>
190.3010.52.559.32.41.001		4/17/2023	2023-04	CDBG AG 2022-254 Oak Leaf & Vi	100,000.00		
<b>21326</b>	<b>4/19/2023</b>	<b>002509</b>		<b>VERIZON WIRELESS,</b>			<b>\$2,306.70</b>
503.0000.04.518.80.42.001		3/26/2023	9931119851	IT/PD 02/27-03/26 Phone	1,047.93		
180.0000.15.521.21.42.001		3/26/2023	9931119851	IT/PD 02/27-03/26 Phone	378.87		
503.0000.04.518.80.35.001		3/26/2023	9931119851	IT/PD Covert Cameras	879.90		
<b>97533</b>	<b>3/23/2023</b>	<b>006117</b>		<b>PETTY CASH,</b>			<b>\$292.09</b>
501.0000.51.548.79.31.006		3/23/2023	02/23 VH	PKFL Halar: Driver's Mirror Ch	91.29		
001.0000.11.542.70.31.030		3/23/2023	02/23 VH	PK Bird: Rocks For Street Land	82.49		

Check No.	Date	Vendor	Inv Date	Invoice	Description	Amount	Check Total
302.0083.21.595.20.42.002			3/23/2023	02/23 VH	PWCP Pokswinski: Certified Mai	61.32	
001.0000.99.518.40.42.002			3/23/2023	02/23 VH	ND Freeman: Return Police Exam	56.99	
<b>97534</b>	<b>3/23/2023</b>	<b>013463</b>		<b>PLACE, ANDREA</b>			<b>\$3,250.00</b>
105.0001.07.559.20.41.001			3/23/2023	03/23/23 Relocation	AB Relocation Assist: Andrea P	3,250.00	
<b>97535</b>	<b>3/31/2023</b>	<b>013448</b>		<b>ALL AROUND FENCE CO, INC.,</b>			<b>\$4,584.80</b>
302.0083.21.595.20.63.001			3/16/2023	2023-1153	PWCP Fence Relocation 9306 Hip	4,584.80	
<b>97536</b>	<b>3/31/2023</b>	<b>011667</b>		<b>ALLPLAY SYSTEMS LLC,</b>			<b>\$2,545.40</b>
301.0016.11.594.76.63.001			3/17/2023	2022-226F	Sales Tax	231.40	
301.0016.11.594.76.63.001			3/17/2023	2022-226F	freight	85.00	
301.0016.11.594.76.63.001			3/17/2023	2022-226F	PK Rope System Replacement for	2,229.00	
<b>97537</b>	<b>3/31/2023</b>	<b>006968</b>		<b>ASCAP,</b>			<b>\$855.00</b>
001.0000.11.571.20.41.082			3/20/2023	500579376 03/20/2023	PKRC 01/01/2023-03/31/2024 Mus	855.00	
<b>97538</b>	<b>3/31/2023</b>	<b>008307</b>		<b>AT&amp;T MOBILITY,</b>			<b>\$16,691.21</b>
503.0000.04.518.80.42.001			3/19/2023	287293165778 03/23	IT/PD Thru 03/19 Phone	11,676.75	
503.0000.04.518.80.42.001			3/19/2023	287296255265 03/23	IT Thru 03/19 Phone	4,794.86	
180.0000.15.521.21.42.001			3/19/2023	287293165778 03/23	IT/PD Thru 03/19 Phone	219.60	
<b>97539</b>	<b>3/31/2023</b>	<b>002408</b>		<b>CITY OF TACOMA,</b>			<b>\$485.00</b>
001.0000.15.521.32.41.001			3/6/2023	91137670	PD 02/28 Dumping Charges	485.00	
<b>97540</b>	<b>3/31/2023</b>	<b>011564</b>		<b>CODE PUBLISHING COMPANY,</b>			<b>\$173.25</b>
001.0000.06.514.30.41.001			3/22/2023	GC0010265	LG Muni Code Web Update, New P	173.25	
<b>97541</b>	<b>3/31/2023</b>	<b>002406</b>		<b>COSTCO,</b>			<b>\$120.00</b>
001.0000.99.518.40.49.001			3/28/2023	639343679	ND Costco Renewal Thru 05/31/2	120.00	
<b>97542</b>	<b>3/31/2023</b>	<b>002025</b>		<b>DAVID EVANS &amp; ASSOCIATES INC,</b>			<b>\$55,151.38</b>
302.0142.21.595.12.41.017			3/15/2023	530995	PWCP AG 2022-133 01/29-02/25	55,151.38	
<b>97543</b>	<b>3/31/2023</b>	<b>008105</b>		<b>DEPARTMENT OF TRANSPORTATION,</b>			<b>\$90.12</b>
302.0000.21.544.20.41.001			9/19/2022	RE-313-ATB20919150	PWCP 08/22 Pac Hwy/STW Overlay	41.71	
302.0137.21.595.30.41.001			8/15/2022	RE-313-ATB20815109	PWCP 07/22 Steil. Blvd SW: Wel	48.41	
<b>97544</b>	<b>3/31/2023</b>	<b>011447</b>		<b>DEPT OF RETIREMENT SYSTEMS,</b>			<b>\$3,636.13</b>

Check No.	Date	Vendor	Inv Date	Invoice	Description	Amount	Check Total
001.0000.15.521.22.21.009			3/1/2023	01548053	PD Employer Portion Mil Svc: J	3,636.13	
<b>97545</b>	<b>3/31/2023</b>	<b>000140</b>		<b>DEPT OF REVENUE-LEASEHOLD,</b>			<b>\$156.84</b>
192.0011.07.558.60.44.005			3/23/2023	L0022476261	CD Q2/22 Leasehold Tax Int: 29	66.09	
192.0011.07.558.60.44.005			3/23/2023	L0022443493	CD Q3/22 Leasehold Tax Int: 29	64.44	
192.0011.07.558.60.44.005			3/23/2023	L0022403263	CD Q4/22 Leasehold Tax Int: 29	26.31	
<b>97546</b>	<b>3/31/2023</b>	<b>000140</b>		<b>DEPT OF REVENUE-LEASEHOLD,</b>			<b>\$44.62</b>
192.0011.07.558.60.44.005			3/23/2023	L0022459877	CD Q1/22 Leasehold Tax Int: 29	44.62	
<b>97547</b>	<b>3/31/2023</b>	<b>013254</b>		<b>GEC NW INC,</b>			<b>\$251,660.21</b>
105.0001.07.559.20.41.001			3/24/2023	11351	AB AG 2022-106 Karwan MHP Sewe	265,916.52	
105.0000.00.223.40.00.000			3/24/2023	11351	AB AG 2022-106 Retainage	-14,256.31	
<b>97548</b>	<b>3/31/2023</b>	<b>013258</b>		<b>GONZALEZ, XENIA</b>			<b>\$1,000.00</b>
001.9999.11.565.10.41.020			3/25/2023	2	PKSH 03/06-03/25 Lkwd's Choice	1,000.00	
<b>97549</b>	<b>3/31/2023</b>	<b>009728</b>		<b>HSA BANK,</b>			<b>\$173.25</b>
001.0000.09.518.10.41.001			3/6/2023	W448537	HR 02/23 HSA Svc Fee	83.25	
001.0000.09.518.10.41.001			2/6/2023	W441895	HR 01/23 HSA Svc Fee	90.00	
<b>97550</b>	<b>3/31/2023</b>	<b>013297</b>		<b>ITSON, MAUREESE</b>			<b>\$150.00</b>
104.0010.01.557.30.41.001			3/17/2023	111	PK 04/01 Saxophone Perf: 9518	150.00	
<b>97551</b>	<b>3/31/2023</b>	<b>013472</b>		<b>KNIGHT, JOHN</b>			<b>\$165.37</b>
311.0000.00.233.10.00.000			3/30/2023	03/30/23	FN 02/27 Refund: Overpayment	165.37	
<b>97552</b>	<b>3/31/2023</b>	<b>000299</b>		<b>LAKEVIEW LIGHT &amp; POWER CO.,</b>			<b>\$2,929.30</b>
101.0000.11.542.64.47.005			3/7/2023	67044-012 03/07/23	PKST 02/04-03/04 Hwy 512 & STW	103.94	
101.0000.11.542.63.47.006			3/14/2023	67044-091 03/14/23	PKST 02/11-03/11 4713 111th St	59.75	
101.0000.11.542.64.47.005			3/7/2023	67044-002 03/07/23	PKST 02/04-03/03 Pac Hwy & STW	71.63	
101.0000.11.542.63.47.006			3/14/2023	67044-072 03/14/23	PKST 02/11-03/11 11302 Kendric	118.59	
101.0000.11.542.64.47.005			3/7/2023	67044-016 03/07/23	PKST 02/04-03/04 40th Ave SW	62.70	
101.0000.11.542.64.47.005			3/7/2023	67044-031 03/07/23	PKST 02/04-03/04 84th St S & S	67.52	
101.0000.11.542.63.47.006			3/7/2023	67044-092 03/07/23	PKST 02/04-03/04 8909 STW	44.48	
101.0000.11.542.64.47.005			3/14/2023	67044-030 03/14/23	PKST 02/11-03/11 112th ST SW &	73.33	
101.0000.11.542.63.47.006			3/7/2023	67044-089 03/07/23	PKST 02/04-03/04 9520 Front ST	50.92	
101.0000.11.542.64.47.005			3/14/2023	67044-017 03/14/23	PKST 02/11-03/11 112th St SW &	57.96	
101.0000.11.542.63.47.006			3/7/2023	67044-085 03/07/23	PKST 02/04-03/04 26th & 88th S	46.36	

Check No.	Date	Vendor	Inv Date	Invoice	Description	Amount	Check Total
101.0000.11.542.64.47.005			3/14/2023	67044-004 03/14/23	PKST 02/11-03/11 108th St SW &	72.70	
001.0000.11.576.80.47.005			3/7/2023	67044-048 03/07/23	PKFC 02/04-03/04 2716 84th St	27.80	
101.0000.11.542.63.47.006			3/7/2023	67044-087 03/07/23	PKST 02/04-03/04 123rd & BPW S	79.22	
101.0000.11.542.64.47.005			3/14/2023	67044-010 03/14/23	PKST 02/11-03/11 108th St SW &	68.86	
101.0000.11.542.64.47.005			3/7/2023	67044-032 03/07/23	PKST 02/04-03/04 100th ST SW &	84.22	
101.0000.11.542.64.47.005			3/7/2023	67044-050 03/07/23	PKST 02/04-03/04 Lkwd Dr SW/St	76.63	
502.0000.17.542.65.47.005			3/14/2023	67044-073 03/14/23	PKFC 02/11-03/11 11420 Kendric	342.23	
101.0000.11.542.64.47.005			3/7/2023	67044-053 03/07/23	PKST 02/04-03/04 4648 Steil Bl	59.13	
101.0000.11.542.64.47.005			3/7/2023	67044-078 03/07/23	PKST 02/04-03/04 100th St SW &	109.12	
101.0000.11.542.64.47.005			3/7/2023	67044-079 03/07/23	PKST 02/04-03/04 96th St S & S	162.69	
101.0000.11.542.64.47.005			3/7/2023	67044-080 03/07/23	PKST 02/04-03/04 8802 STW	79.66	
101.0000.11.542.64.47.005			3/7/2023	67044-084 03/07/23	PKST 02/04-03/03 Steil & Lkvw	81.89	
101.0000.11.542.63.47.006			3/7/2023	67044-083 03/07/23	PKST 02/04-03/04 40th & 100th	102.60	
101.0000.11.543.50.47.005			3/7/2023	67044-074 03/07/23	PKST 02/04-03/04 9424 Front St	660.33	
101.0000.11.542.63.47.006			3/7/2023	67044-014 03/07/23	PKST 01/30-03/02 Hwy 512 & STW	91.54	
101.0000.11.542.64.47.005			3/7/2023	67044-081 03/07/23	PKST 02/04-03/04 3601 Steil Bl	73.50	
<b>97553</b>	<b>3/31/2023</b>	<b>000292</b>		<b>LAKESIDE POLICE SPECIAL INVEST,</b>			<b>\$229.00</b>
181.0000.15.521.21.31.012			3/29/2023	03/23 Investigative	PDSZ 03/23 Investigative Reple	229.00	
<b>97554</b>	<b>3/31/2023</b>	<b>000300</b>		<b>LAKESIDE WATER DISTRICT,</b>			<b>\$707.45</b>
001.0000.11.576.80.47.001			3/14/2023	15040.02 03/14/23	PKFC 01/02-03/04 4723 127th St	73.18	
001.0000.11.576.80.47.001			3/7/2023	26121.03 03/07/23	PKFC 12/24/22-02/27/23 8421 Pi	48.63	
502.0000.17.521.50.47.001			3/7/2023	26834.02 03/07/23	PKFC 12/24/22-02/27/23 9401 Lk	145.22	
502.0000.17.518.35.47.001			3/14/2023	16706.02 03/14/23	PKFC 01/02-03/04 6000 Main St	48.63	
101.0000.11.542.70.47.001			3/14/2023	27571.01 03/14/23	PKST 01/02-03/04 123rd St SW S	45.13	
502.0000.17.518.35.47.001			3/14/2023	16702.02 03/14/23	PKFC 01/04-03/01 6000 Main St	256.40	
101.0000.11.542.70.47.001			3/7/2023	10796.06 03/07/23	PKST 12/24/22-02/27/23 6115 Mo	45.13	
101.0000.11.542.70.47.001			3/21/2023	20229.02 03/21/23	PKST 01/07-03/14 11201 Old Mil	45.13	
<b>97555</b>	<b>3/31/2023</b>	<b>013010</b>		<b>LAMAR ADVERTISING OF SEATTLE,</b>			<b>\$3,300.00</b>
001.9999.15.521.30.44.001			12/9/2022	114302525	PD 12/09/22-01/05/23 Auto Thef	1,650.00	
001.9999.15.521.30.44.001			3/3/2023	114546980	PD 03/03-03/30 Advertising: Au	1,650.00	
<b>97556</b>	<b>3/31/2023</b>	<b>013458</b>		<b>LANGUAGE ACCESS INTRPR SVCS,</b>			<b>\$130.00</b>
001.0000.02.512.51.49.009			3/15/2023	February 2023	MC 02/23 Interpreter	130.00	
<b>97557</b>	<b>3/31/2023</b>	<b>004680</b>		<b>LANGUAGE LINE SERVICES,</b>			<b>\$255.46</b>
001.0000.02.512.51.49.009			2/8/2023	10947181	MC 02/23	255.46	

Check No.	Date	Vendor	Inv Date	Invoice	Description	Amount	Check Total
<b>97558</b>	<b>3/31/2023</b>	<b>000309</b>		<b>LES SCHWAB TIRE CENTER,</b>			<b>\$1,490.20</b>
501.0000.51.548.79.48.005			3/28/2023	30500769909	PKFL 03/28 Flat Tire Repair	44.00	
501.0000.51.548.79.48.005			3/15/2023	30500767966	PKFL 03/14 Rear Brake Repair	1,076.88	
501.0000.51.548.79.48.005			3/24/2023	30500769274	PKFL Tires	347.32	
501.0000.51.548.79.48.005			3/21/2023	30500768764	PKFL Hole In Tire Plugged	22.00	
<b>97559</b>	<b>3/31/2023</b>	<b>013444</b>		<b>MULLEN COUGHLIN LLC,</b>			<b>\$6,968.50</b>
504.0000.09.518.31.41.001			3/30/2023	57748	RM 02/23 RW - Claim # 92967999	6,968.50	
<b>97560</b>	<b>3/31/2023</b>	<b>010743</b>		<b>NISQUALLY INDIAN TRIBE,</b>			<b>\$23,240.00</b>
001.0000.15.521.10.41.125			2/1/2023	34341	PD 02/26 EMS Lacey Fire Svcs:	1,025.00	
001.0000.15.521.10.41.125			1/31/2023	34305	PD 01/27 EMS Lacey Fire Svcs:	1,025.00	
001.0000.15.521.10.41.125			2/28/2023	34277	PD 02/23 Jail Svcs	21,190.00	
<b>97561</b>	<b>3/31/2023</b>	<b>000930</b>		<b>PACIFIC PLANTS INC,</b>			<b>\$1,381.83</b>
001.0000.11.542.70.31.001			3/23/2023	97892	PKST Maint Supplies	1,094.18	
001.0000.11.542.70.31.001			3/28/2023	97914	PK Plants	287.65	
<b>97562</b>	<b>3/31/2023</b>	<b>006117</b>		<b>PETTY CASH,</b>			<b>\$597.49</b>
501.0000.51.521.10.32.001			3/31/2023	01/23-03/23 JL	PD Teclemaraim: 03/16 Fuel	96.00	
001.0000.15.521.10.31.001			3/31/2023	01/23-03/23 JL	PD Fraser: Ropes	33.52	
001.0000.15.521.10.31.001			3/31/2023	01/23-03/23 JL	PD Tenney: Cable Ties, Bins, L	29.00	
001.0000.15.521.40.43.006			3/31/2023	01/23-03/23 JL	PD Moody: DARC Conf	34.50	
001.0000.15.521.10.31.001			3/31/2023	01/23-03/23 JL	PD Moody: SRT Supplies	86.13	
001.0000.15.521.40.43.006			3/31/2023	01/23-03/23 JL	PD Suver: AHIMTA Conf	83.55	
001.0000.15.521.26.35.010			3/31/2023	01/23-03/23 JL	PD Clark: Gas Can, Chain Saw	74.79	
001.0000.15.521.40.43.001			3/31/2023	01/23-03/23 JL	PD Tenney: DARC Conf	80.00	
001.0000.15.521.40.43.001			3/31/2023	01/23-03/23 JL	PD Teclemaraim: DARC Conf	80.00	
<b>97563</b>	<b>3/31/2023</b>	<b>006117</b>		<b>PETTY CASH,</b>			<b>\$223.25</b>
001.0000.02.512.51.49.008			3/28/2023	03/23 Jury	MC Replenish Juror Petty Cash	223.25	
<b>97564</b>	<b>3/31/2023</b>	<b>011112</b>		<b>PROVIDENCE ST PETER HOSPITAL,</b>			<b>\$9,359.42</b>
001.0000.15.521.10.41.125			2/26/2023	33000253726100	PD 02/26 Medical Svcs For Inma	9,359.42	
<b>97565</b>	<b>3/31/2023</b>	<b>010896</b>		<b>PUGET SOUND TITLE - TACOMA,</b>			<b>\$220.00</b>
302.0083.21.595.20.41.047			3/8/2023	223868	PWCP Hurlow Cancellation Fee 8	110.00	
302.0083.21.595.20.41.047			3/8/2023	223867	PWCP Avery Cancellation Fee 82	110.00	

Check No.	Date	Vendor	Inv Date	Invoice	Description	Amount	Check Total
<b>97566</b>	<b>3/31/2023</b>	<b>005342</b>		<b>RAINIER LIGHTING &amp; ELECTRICAL,</b>			<b>\$1,745.70</b>
502.0000.17.518.35.31.001			3/15/2023	572547-1	PKFC Med To Med Socket Ext	27.50	
502.0000.17.518.35.31.001			3/14/2023	572447-1	PKFC Lights, Emergency Driver	1,718.20	
<b>97567</b>	<b>3/31/2023</b>	<b>012580</b>		<b>REEDER MANAGEMENT,</b>			<b>\$2,436.00</b>
105.0002.07.342.40.00.000			3/20/2023	03/20/2023 Refunds	RH Refund: Duplcate Pymt: Vill	552.00	
105.0002.07.342.40.00.000			3/20/2023	03/20/2023 Refunds	RH Duplicate Pymts: Greystone	36.00	
105.0002.07.342.40.00.000			3/20/2023	03/20/2023 Refunds	RH Refund: Duplcate Pymt: Hall	312.00	
105.0002.07.342.40.00.000			3/20/2023	03/20/2023 Refunds	RH Refund: Duplcate Pymt: Sund	1,248.00	
105.0002.07.342.40.00.000			3/20/2023	03/20/2023 Refunds	RH Refund: Duplcate Pymt:Green	288.00	
<b>97568</b>	<b>3/31/2023</b>	<b>011271</b>		<b>SITE ONE LANDSCAPE SUPPLY LLC,</b>			<b>\$677.38</b>
001.0000.11.542.70.31.030			3/15/2023	127616902-001	PK Herbicide	677.38	
<b>97569</b>	<b>3/31/2023</b>	<b>003919</b>		<b>TACOMA PIERCE COUNTY CHAMBER,</b>			<b>\$550.00</b>
192.0000.00.558.60.49.001			2/28/2023	63154	SSMP Tacoma PC Chamber Standar	550.00	
<b>97570</b>	<b>3/31/2023</b>	<b>009354</b>		<b>TK ELEVATOR,</b>			<b>\$905.42</b>
502.0000.17.518.35.48.001			3/13/2023	5002087047	PKFC CH Elev. 1 Repairs	905.42	
<b>97571</b>	<b>3/31/2023</b>	<b>000590</b>		<b>WA RECREATION &amp; PARK ASSOC,</b>			<b>\$1,250.00</b>
001.0000.11.571.10.49.001			2/21/2023	8248	PKRC Membership Renewal Thru 0	1,250.00	
<b>97572</b>	<b>3/31/2023</b>	<b>000590</b>		<b>WA RECREATION &amp; PARK ASSOC,</b>			<b>\$330.00</b>
001.0000.11.571.10.49.003			3/14/2023	8378	PKRC 2023 WRPA Annual Conf. &	330.00	
<b>97573</b>	<b>4/7/2023</b>	<b>013475</b>		<b>SPRINGTREE APARTMENTS,</b>			<b>\$4,000.00</b>
190.3006.52.559.32.41.001			4/4/2023	Liebe-01	CDBG Emerg. Assist: Relocate C	4,000.00	
<b>97574</b>	<b>4/7/2023</b>	<b>009856</b>		<b>UTILITIES UNDERGROUND LOCATION,</b>			<b>\$358.62</b>
101.0000.11.544.90.41.001			2/28/2023	3020174	PKST/PKSW 02/23 Excavation Not	239.10	
401.0000.11.531.10.41.001			2/28/2023	3020174	PKST/PKSW 02/23 Excavation Not	119.52	
<b>97575</b>	<b>4/14/2023</b>	<b>010899</b>		<b>ACCESS INFORMATION MANAGEMENT,</b>			<b>\$2,475.92</b>
001.0000.06.514.30.41.001			3/31/2023	10179709	LG 03/23 Record Retention & Mg	2,475.92	
<b>97576</b>	<b>4/14/2023</b>	<b>013047</b>		<b>ADT COMMERCIAL LLC,</b>			<b>\$586.08</b>
502.0030.17.594.18.64.001			4/10/2023	150010032	PKFC AG 2021-284 Upgrade To Ex	586.08	



Check No.	Date	Vendor	Inv Date	Invoice	Description	Amount	Check Total
<b>97577</b>	<b>4/14/2023</b>	<b>011257</b>		<b>AHUMADA, ANITA</b>			<b>\$942.35</b>
001.0000.02.512.51.49.009		4/11/2023	March 2023	MC 03/23 Interpreter Svcs	942.35		
<b>97578</b>	<b>4/14/2023</b>	<b>008307</b>		<b>AT&amp;T MOBILITY,</b>			<b>\$12.60</b>
503.0000.04.518.80.42.001		3/19/2023	287304884473 03/23	IT Thru 03/19 Phone	12.60		
<b>97579</b>	<b>4/14/2023</b>	<b>013417</b>		<b>BENTLER, KALPNA</b>			<b>\$130.00</b>
001.0000.02.512.51.49.009		4/11/2023	March 2023	MC 03/23 Interpreter Svcs	130.00		
<b>97580</b>	<b>4/14/2023</b>	<b>013400</b>		<b>BRUCE, FREHIWOT</b>			<b>\$130.00</b>
001.0000.02.512.51.49.009		4/11/2023	March 2023	MC 03/23 Interpreter Svcs	130.00		
<b>97581</b>	<b>4/14/2023</b>	<b>009191</b>		<b>CITY OF DUPONT,</b>			<b>\$10,697.67</b>
631.0001.02.586.10.00.030		4/5/2023	02/23 Court Remit	MC 02/23 Court Remit	10,697.67		
<b>97582</b>	<b>4/14/2023</b>	<b>002408</b>		<b>CITY OF TACOMA,</b>			<b>\$198.00</b>
001.0000.15.521.32.41.001		4/6/2023	91142930	PD 03/02-03/07 Dumping Chgs	198.00		
<b>97583</b>	<b>4/14/2023</b>	<b>006613</b>		<b>CITY OF UNIVERSITY PLACE,</b>			<b>\$512.96</b>
631.0001.02.586.10.00.010		4/5/2023	02/23 Court Remit	MC 02/23 Court Remit	512.96		
<b>97584</b>	<b>4/14/2023</b>	<b>011564</b>		<b>CODE PUBLISHING COMPANY,</b>			<b>\$2,178.00</b>
001.0000.06.514.30.41.001		3/31/2023	GC0010385	LG Muni Code Web Update, New P	2,178.00		
<b>97585</b>	<b>4/14/2023</b>	<b>005814</b>		<b>CUMMINS NORTHWEST LLC,</b>			<b>\$3,139.94</b>
502.0000.17.521.50.48.001		4/4/2023	01-78787	PKFC 03/31 PM Inspection/2 Hr	1,677.80		
502.0000.17.518.35.48.001		4/4/2023	01-78786	PKFC 03/31 PM Inspection/2Hr L	1,462.14		
<b>97586</b>	<b>4/14/2023</b>	<b>001692</b>		<b>DEPT OF LABOR &amp; INDUSTRIES,</b>			<b>\$186.20</b>
502.0000.17.518.35.41.001		4/13/2023	318961	PKFC 06/01/23-06/01/24 Oper Ce	186.20		
<b>97587</b>	<b>4/14/2023</b>	<b>000140</b>		<b>DEPT OF REVENUE-LEASEHOLD,</b>			<b>\$385.20</b>
001.0000.00.237.10.00.000		4/13/2023	Q1/23	FN Q1/23 Leasehold Tax	385.20		
<b>97588</b>	<b>4/14/2023</b>	<b>009472</b>		<b>DISH NETWORK LLC,</b>			<b>\$174.09</b>
503.0000.04.518.80.42.001		4/4/2023	8255 7070 8168 1616	IT 04/16-05/15 PD TV/HD Receiv	174.09		
<b>97589</b>	<b>4/14/2023</b>	<b>005398</b>		<b>GLOBAL SECURITY &amp;,</b>			<b>\$174.74</b>

Check No.	Date	Vendor	Inv Date	Invoice	Description	Amount	Check Total
101.0000.11.543.50.41.001			4/1/2023	4553718	PKST Q2/23 Intrusion Monitorin	174.74	
<b>97590</b>	<b>4/14/2023</b>	<b>009728</b>		<b>HSA BANK,</b>			<b>\$81.00</b>
001.0000.09.518.10.41.001			4/4/2023	W454719	HR 03/23 HSA Svc Fee	81.00	
<b>97591</b>	<b>4/14/2023</b>	<b>005688</b>		<b>JUDICIAL CONF REGISTRATION,</b>			<b>\$280.00</b>
001.0000.02.512.50.49.003			3/2/2023	2023 DMCMA	MC CLJ Crt Admin Conf: D Wrigh	280.00	
<b>97592</b>	<b>4/14/2023</b>	<b>007626</b>		<b>KENYON DISEND PLLC,</b>			<b>\$806.00</b>
001.0000.06.515.30.41.001			3/31/2023	1093194	LG Thru 03/30 General City Att	806.00	
<b>97593</b>	<b>4/14/2023</b>	<b>013432</b>		<b>KING SALMON MARINE INC,</b>			<b>\$667.30</b>
182.0000.15.521.30.48.005			3/30/2023	3619	PDFL 03/23 Safety Inspection	507.38	
182.0000.15.521.30.48.005			3/30/2023	3619	PDFL 03/23 Oil Change	159.92	
<b>97594</b>	<b>4/14/2023</b>	<b>000299</b>		<b>LAKEVIEW LIGHT &amp; POWER CO.,</b>			<b>\$10,363.28</b>
101.0000.11.542.64.47.005			3/28/2023	67044-038 03/28/23	PKST 02/25-03/25 BP Way & Pac	68.95	
101.0000.11.542.64.47.005			3/28/2023	67044-028 03/28/23	PKST 02/25-03/25 Pac Hwy SW &	70.91	
101.0000.11.542.63.47.006			4/6/2023	67044-090 03/21/23	PKST 02/18-03/18 5310 100th St	90.82	
101.0000.11.542.64.47.005			3/28/2023	67044-043 03/28/23	PKST 02/25-03/25 BPW SW & San	143.72	
001.0000.11.576.80.47.005			3/21/2023	67044-034 03/21/23	PKFC 02/18-03/18 10506 Russell	41.36	
001.0000.11.576.80.47.005			3/21/2023	67044-063 03/21/23	PKFC 02/18-03/18 6002 Fairlawn	126.00	
101.0000.11.542.64.47.005			3/28/2023	67044-054 03/28/23	PKST 02/25-03/25 11417 Pac Hwy	69.93	
001.0000.11.576.80.47.005			3/28/2023	67044-041 03/28/23	PKFC 02/25-03/25 4721 127th St	37.92	
101.0000.11.542.64.47.005			3/21/2023	67044-001 03/21/23	PKST 02/18-03/18 100th St SW &	67.44	
101.0000.11.542.64.47.005			3/28/2023	67044-055 03/28/23	PKST 02/25-03/25 11424 Pac Hwy	66.71	
101.0000.11.542.63.47.005			3/21/2023	67044-088 03/21/23	PK 02/18-03/18 11950 47th St S	51.00	
101.0000.11.542.64.47.005			3/21/2023	67044-003 03/21/23	PKST 02/18-03/18 Motor Ave & W	84.40	
101.0000.11.542.64.47.005			3/28/2023	67044-056 03/28/23	PKST 02/25-03/25 11517 Pac Hwy	72.16	
101.0000.11.542.63.47.006			3/21/2023	67044-039 03/21/23	PKST 02/18-03/18 5700 100th St	52.26	
101.0000.11.542.63.47.006			3/21/2023	67044-093 03/21/23	PKST 02/18-03/18 9511 GLD SW	45.75	
101.0000.11.542.64.47.005			3/21/2023	67044-006 03/21/23	PKST 02/18-03/18 108th St SW &	69.67	
101.0000.11.542.64.47.005			3/21/2023	67044-005 03/21/23	PKST 02/18-03/18 BP Wy SW & Lk	75.64	
101.0000.11.542.63.47.006			3/21/2023	67044-086 03/21/23	PKST 02/18-03/18 6119 Motor Av	64.85	
101.0000.11.542.64.47.005			3/21/2023	67044-046 03/21/23	PKST 02/18-03/18 10013 GLD SW	193.13	
401.0000.41.531.10.47.005			3/28/2023	67044-037 03/28/23	PWSW 02/25-03/25 Pac Hwy SW	45.29	
101.0000.11.542.64.47.005			3/21/2023	67044-047 03/21/23	PKST 02/18-03/18 59th Ave SW &	72.25	
101.0000.11.542.64.47.005			3/21/2023	67044-082 03/21/23	PKST 02/18-03/18 GLD & Mt Tac	166.09	
401.0000.41.531.10.47.005			3/28/2023	67044-057 03/28/23	PWSW 02/25-03/25 5118 Seattle	51.81	

Check No.	Date	Vendor	Inv Date	Invoice	Description	Amount	Check Total
101.0000.11.542.64.47.005			3/21/2023	67044-064 03/21/23	PKST 02/18-03/18 93rd & BPW	62.34	
101.0000.11.542.64.47.005			3/21/2023	67044-022 03/21/23	PKST 02/18-03/18 GLD SW & BPW	95.74	
502.0000.17.521.50.47.005			3/21/2023	117448-001 03/21/23	PKFC 02/18-03/18 Lkwd Police S	8,150.20	
101.0000.11.542.64.47.005			3/21/2023	67044-024 03/21/23	PKST 02/18-03/18 GLD SW & Stei	66.63	
101.0000.11.542.64.47.005			3/21/2023	67044-019 03/21/23	PKST 02/18-03/18 BPW SW & 100t	72.34	
101.0000.11.542.64.47.005			3/21/2023	67044-020 03/21/23	PKST 02/18-03/18 59th Ave SW &	87.97	
<b>97595</b>	<b>4/14/2023</b>	<b>000300</b>		<b>LAKESIDE WATER DISTRICT,</b>			<b>\$1,116.04</b>
001.0000.11.576.81.47.001			4/4/2023	27587.01 04/04/23	PKFC 01/28-03/27 9699 Angle Ln	57.92	
001.0000.11.576.81.47.001			4/4/2023	27586.01 04/04/23	PKFC 01/28-03/27 9349 Angle LN	45.13	
001.0000.11.576.81.47.001			4/4/2023	27583.01 04/04/23	PKFC 01/28-03/27 9115 Angle Ln	47.27	
001.0000.11.576.81.47.001			4/4/2023	27585.01 04/04/23	PKFC 01/28-03/27 9251 Angle Ln	114.27	
101.0000.11.542.70.47.001			4/4/2023	12796.02 04/04/23	PKST 01/28-03/27 Traffic Islan	48.63	
001.0000.11.576.81.47.001			4/4/2023	27581.01 04/04/23	PKFC 01/28-03/27 9101 Angle Ln	55.79	
101.0000.11.542.70.47.001			4/4/2023	12586.02 04/04/23	PKST 01/28-03/27 Traffic Islan	45.13	
001.0000.11.576.81.47.001			4/4/2023	26554.02 04/04/23	PKFC 01/28-03/27 8714 87th Ave	65.54	
101.0000.11.542.70.47.001			4/4/2023	10567.02 04/04/23	PKST 01/28-03/27 8902 Meadow R	45.13	
001.0000.11.576.81.47.001			4/4/2023	11535.02 04/04/23	PKFC 01/28-03/27 8714 87th Ave	500.97	
001.0000.11.576.80.47.001			4/4/2023	10152.01 04/04/23	PKFC 01/28-03/27 59th Ave & Fa	45.13	
001.0000.11.576.81.47.001			3/28/2023	27555.01 03/28/23	PKFC 01/15-03/18 0 Steil Blvd	45.13	
<b>97596</b>	<b>4/14/2023</b>	<b>013010</b>		<b>LAMAR ADVERTISING OF SEATTLE,</b>			<b>\$1,650.00</b>
001.9999.15.521.30.44.001			3/31/2023	114631132	PD 03/31-04/27Adv: Auto Theft	1,650.00	
<b>97597</b>	<b>4/14/2023</b>	<b>004680</b>		<b>LANGUAGE LINE SERVICES,</b>			<b>\$249.88</b>
001.0000.02.512.51.49.009			3/31/2023	10972290	MC 03/23	249.88	
<b>97598</b>	<b>4/14/2023</b>	<b>005685</b>		<b>LEMAY MOBILE SHREDDING,</b>			<b>\$394.00</b>
001.0000.02.512.50.41.001			4/1/2023	4788951S185	MC 03/03 Shredding	73.00	
001.0000.15.521.10.41.001			4/1/2023	4786790S185	PD 03/23 Shredding	321.00	
<b>97599</b>	<b>4/14/2023</b>	<b>009755</b>		<b>NEATHERY, DAVID</b>			<b>\$171.92</b>
001.0000.02.512.51.49.009			4/11/2023	March 2023	MC 03/23 Interpreter Svcs	171.92	
<b>97600</b>	<b>4/14/2023</b>	<b>010743</b>		<b>NISQUALLY INDIAN TRIBE,</b>			<b>\$27,170.46</b>
001.0000.15.521.10.41.125			3/31/2023	34649	PD 03/23 Jail Svcs	26,910.00	
001.0000.15.521.10.41.125			2/28/2023	34630	PD 02/23 Pharmacy Svcs	260.46	
<b>97601</b>	<b>4/14/2023</b>	<b>005342</b>		<b>RAINIER LIGHTING &amp; ELECTRICAL,</b>			<b>\$9,136.60</b>

Check No.	Date	Vendor	Inv Date	Invoice	Description	Amount	Check Total
101.0000.11.542.64.48.001			3/30/2023	568524-1	PKOM ECOFIT NEXT GEN TYPE 2/3	7,980.00	
101.0000.11.542.64.48.001			3/30/2023	568524-1	freight	326.00	
101.0000.11.542.64.48.001			3/30/2023	568524-1	Sales Tax	830.60	
<b>97602</b>	<b>4/14/2023</b>	<b>013251</b>		<b>SEMISI-TUPOU, VAIVAO</b>			<b>\$260.00</b>
001.0000.02.512.51.49.009			4/11/2023	March 2023	MC 03/23 Interpreter Svcs	260.00	
<b>97603</b>	<b>4/14/2023</b>	<b>011507</b>		<b>SEUI, MICHAEL</b>			<b>\$397.21</b>
001.0000.02.512.51.49.009			4/12/2023	March 2023	MC 03/23 Interpreter Svcs	397.21	
<b>97604</b>	<b>4/14/2023</b>	<b>013476</b>		<b>SIMMONS SPORTING GOODS CO. INC,</b>			<b>\$2,180.00</b>
001.0000.11.571.20.31.050			3/31/2023	218590238	PKRC Fishing Supplies	2,180.00	
<b>97605</b>	<b>4/14/2023</b>	<b>001645</b>		<b>SOUND TRANSIT,</b>			<b>\$3,000.00</b>
401.0000.41.531.10.41.001			4/3/2023	48953	PWSW 04/01/23-03/31/24 Rent -	1,000.00	
401.0000.41.531.10.41.001			4/1/2023	48954	PWSW 04/01/23-03/31/24 Rent -	1,000.00	
401.0000.41.531.10.41.001			4/1/2023	48955	PWSW 04/01/23-03/31/24 Rent -	1,000.00	
<b>97606</b>	<b>4/14/2023</b>	<b>010277</b>		<b>TACOMA DODGE CHRYSLER JEEP,</b>			<b>\$2,053.95</b>
180.0000.15.521.21.48.005			3/29/2023	6451631	PFDL 03/23 Electrical	2,053.95	
<b>97607</b>	<b>4/14/2023</b>	<b>002667</b>		<b>TACOMA TOWING LLC,</b>			<b>\$88.00</b>
504.0000.09.518.35.48.001			4/4/2023	251714	PDFL 04/23 Insurance Repair	88.00	
<b>97608</b>	<b>4/14/2023</b>	<b>009354</b>		<b>TK ELEVATOR,</b>			<b>\$9,177.38</b>
502.0000.17.518.35.48.001			3/28/2023	5002102183	PKFC 03/21 CH Car 2 Adj Magnet	224.24	
504.0000.09.518.38.48.001			3/28/2023	6000640957	RM C1 # 2022-0065 Transit Elev	8,660.78	
502.0000.17.518.35.48.001			3/28/2023	5002101254	PKFC 03/22 CH Car 2 Adj Switch	292.36	
<b>97609</b>	<b>4/14/2023</b>	<b>005831</b>		<b>TOWN OF STEILACOOM,</b>			<b>\$4,050.84</b>
631.0001.02.586.10.00.020			4/5/2023	02/23 Court Remit	MC 02/23 Court Remit	4,050.84	
<b>97610</b>	<b>4/14/2023</b>	<b>013425</b>		<b>VISA - 0143,</b>			<b>\$2,048.34</b>
001.0000.15.521.10.31.001			3/27/2023	0143/LaVerg 03/27/23	PD Nameplate: Zaro	13.20	
001.0000.15.521.10.31.001			3/27/2023	0143/LaVerg 03/27/23	PD Office Supplies	288.49	
001.0000.15.521.10.31.001			3/27/2023	0143/LaVerg 03/27/23	PD Office Supplies: PSS	182.67	
001.0000.15.521.10.35.004			3/27/2023	0143/LaVerg 03/27/23	PD Office Chair: Admin Staff	331.30	
001.0000.15.521.10.35.004			3/27/2023	0143/LaVerg 03/27/23	PD Office Chair: Crime Analyti	331.30	
001.0000.15.521.40.49.003			3/27/2023	0143/LaVerg 03/27/23	PD Natl Tactical: Anderson	765.00	

Check No.	Date	Vendor	Inv Date	Invoice	Description	Amount	Check Total
001.0000.15.521.10.31.001			3/27/2023	0143/LaVerg 03/27/23	PD Nameplate: Smith	26.38	
001.0000.15.521.10.31.001			3/27/2023	0143/LaVerg 03/27/23	PD Plaque: Crommes	110.00	
<b>97611</b>	<b>4/14/2023</b>	<b>011755</b>		<b>VISA - 0349,</b>			<b>\$670.87</b>
001.0000.99.518.40.42.002			3/27/2023	0349/Meeks 03/27/23	ND PD 03/30 Fedex Shipping	86.37	
001.0000.15.521.80.49.001			3/27/2023	0349/Meeks 03/27/23	PD IAPE Membership: Meeks	65.00	
001.0000.15.521.22.31.008			3/27/2023	0349/Meeks 03/27/23	PD Radio Holders	519.50	
<b>97612</b>	<b>4/14/2023</b>	<b>011541</b>		<b>VISA - 0456,</b>			<b>\$1,548.11</b>
001.0000.15.521.40.43.002			3/27/2023	0456/PD3 03/27/23	PD GST Level 1 Trng: Babcock	484.12	
001.0000.15.521.40.43.002			3/27/2023	0456/PD3 03/27/23	PD NTOA Trng: Teclemariam	663.99	
001.0000.15.521.40.49.003			3/27/2023	0456/PD3 03/27/23	PD WHIA Conf: Sale	400.00	
<b>97613</b>	<b>4/14/2023</b>	<b>011958</b>		<b>VISA - 0975,</b>			<b>\$5,873.31</b>
001.0000.99.518.40.42.002			3/27/2023	0975/Gumm 03/27/23	ND RHSP Postage	28.20	
001.0000.99.518.40.42.002			3/27/2023	0975/Gumm 03/27/23	ND RHSP Postage	9.24	
001.0000.99.518.40.42.002			3/27/2023	0975/Gumm 03/27/23	ND RHSP Postage	26.28	
190.1005.52.559.32.41.001			3/27/2023	0975/Gumm 03/27/23	CDBG Emerg. Assist: Christina	1,320.00	
190.1005.52.559.32.41.001			3/27/2023	0975/Gumm 03/27/23	CDBG Emerg. Assist: Target/Ash	218.13	
190.4007.52.559.32.41.001			3/27/2023	0975/Gumm 03/27/23	CDBG MHR-185 Read: Cooktop Ove	3,231.73	
105.0002.07.559.20.31.001			3/27/2023	0975/Gumm 03/27/23	AB Batteries	26.93	
190.0007.52.559.31.31.001			3/27/2023	0975/Gumm 03/27/23	CDBG Roller Chair Floor Mat	60.49	
190.3007.52.559.32.41.001			3/27/2023	0975/Gumm 03/27/23	CDBG Emerg. Assist: Sarah Find	137.19	
190.0007.52.559.31.35.004			3/27/2023	0975/Gumm 03/27/23	CDBG Roller Chair	815.12	
<b>97614</b>	<b>4/14/2023</b>	<b>012354</b>		<b>VISA - 1105,</b>			<b>\$412.50</b>
001.0000.11.571.20.31.001			3/27/2023	1105/Martin 03/27/23	PKRC Yoga Supplies	408.50	
001.0000.11.571.20.43.005			3/27/2023	1105/Martin 03/27/23	PKRC Parking: Arts & Culture C	4.00	
<b>97615</b>	<b>4/14/2023</b>	<b>013460</b>		<b>VISA - 1166,</b>			<b>\$1,371.67</b>
503.0000.04.518.80.49.004			3/27/2023	1166/Sadri 03/27/23	IT Monthly MailChimp	126.50	
503.0000.04.518.80.49.004			3/27/2023	1166/Sadri 03/27/23	IT Pandora CH	29.64	
503.0000.04.518.80.49.004			3/27/2023	1166/Sadri 03/27/23	IT 03/06-04/05 Adobe Creative	60.49	
503.0000.04.518.80.35.001			3/27/2023	1166/Sadri 03/27/23	IT Uninterruptible Power Suppl	725.99	
503.0000.04.518.80.49.004			3/27/2023	1166/Sadri 03/27/23	IT Thru 02/14/24 DreamPress Pl	395.76	
503.0000.04.518.80.49.004			3/27/2023	1166/Sadri 03/27/23	IT Thru 04/13 DreamShield For	3.00	
503.0000.04.518.80.49.004			3/27/2023	1166/Sadri 03/27/23	IT Int'l Trx Fee On Fix & Prot	0.30	
503.0000.04.518.80.49.004			3/27/2023	1166/Sadri 03/27/23	IT 03/11-04/11 Fix & Protect	29.99	

Check No.	Date	Vendor	Inv Date	Invoice	Description	Amount	Check Total
<b>97616</b>	<b>4/14/2023</b>	<b>011540</b>		<b>VISA - 1371,</b>			<b>\$691.44</b>
001.0000.15.521.22.31.008			3/27/2023	1371/Gildeh 03/27/23	PD Flashlights For Uniforms	691.44	
<b>97617</b>	<b>4/14/2023</b>	<b>013268</b>		<b>VISA - 2868,</b>			<b>\$70.32</b>
001.0000.99.518.40.42.002			3/27/2023	2868/RHSP 03/27/23	ND 1st Class & Cert. Mail 2611	26.28	
001.0000.99.518.40.42.002			3/27/2023	2868/RHSP 03/27/23	ND 1st Class & Cert. Mail 1500	9.00	
001.0000.99.518.40.42.002			3/27/2023	2868/RHSP 03/27/23	ND 1st Class & Cert. Mail 1250	8.76	
001.0000.99.518.40.42.002			3/27/2023	2868/RHSP 03/27/23	ND 1st Class & Cert. Mail 8112	17.52	
001.0000.99.518.40.42.002			3/27/2023	2868/RHSP 03/27/23	ND 1st Class & Cert. Mail 8404	8.76	
<b>97618</b>	<b>4/14/2023</b>	<b>012401</b>		<b>VISA - 3408,</b>			<b>\$523.73</b>
195.0024.15.521.30.31.001				3408/Carrol 03/27/23	PD Rekor Over Charge Camera Us	-51.24	
195.0024.15.521.30.31.001				3408/Carrol 03/27/23	PD Stickers	-195.00	
195.0024.15.521.30.31.001			3/27/2023	3408/Carrol 03/27/23	PD 03/14-04/12 Rekor Sub	167.48	
195.0024.15.521.30.31.001			3/27/2023	3408/Carrol 03/27/23	PD 02/23-03/22 Cable/Internet	407.49	
195.0024.15.521.30.31.001			3/27/2023	3408/Carrol 03/27/23	PD Stickers	195.00	
<b>97619</b>	<b>4/14/2023</b>	<b>013085</b>		<b>VISA - 3420,</b>			<b>\$2,572.08</b>
001.0000.15.521.10.31.001			3/27/2023	3420/PD1 03/27/23	PD USB Port	13.85	
001.0000.15.521.10.31.001			3/27/2023	3420/PD1 03/27/23	PD Holsters	19.61	
001.0000.15.521.22.43.005			3/27/2023	3420/PD1 03/27/23	PD Good To Go Acct Increase	250.00	
001.0000.15.521.10.31.001			3/27/2023	3420/PD1 03/27/23	PD Bite Sleeve	210.00	
001.0000.15.521.21.41.001			3/27/2023	3420/PD1 03/27/23	PD AT&T & LEA Tracking	175.00	
001.0000.15.521.10.31.001			3/27/2023	3420/PD1 03/27/23	PD Dog Food	303.08	
001.0000.15.521.10.31.001			3/27/2023	3420/PD1 03/27/23	PD Wipes & Bucket Wipes	171.88	
001.0000.15.521.21.41.001			3/27/2023	3420/PD1 03/27/23	PD TMobile Cell Phone Records	300.00	
001.0000.15.521.40.49.001			3/27/2023	3420/PD1 03/27/23	PD NATIA Membership	50.00	
001.0000.15.521.10.31.001			3/27/2023	3420/PD1 03/27/23	PD Bite Suit Repl	36.00	
001.0000.15.521.10.31.001			3/27/2023	3420/PD1 03/27/23	PD SanDisk Cards W/Reader	173.01	
180.0000.15.521.21.31.001			3/27/2023	3420/PD1 03/27/23	PD Magnets	132.00	
501.0000.51.521.21.41.124			3/27/2023	3420/PD1 03/27/23	PD Veh Tab Renewal	168.15	
001.0000.15.521.10.31.001			3/27/2023	3420/PD1 03/27/23	PD Postcards	72.58	
001.0000.15.521.21.35.010			3/27/2023	3420/PD1 03/27/23	PD Video & Photo Editing Softw	244.14	
001.0000.15.521.10.31.001			3/27/2023	3420/PD1 03/27/23	PD Agitation Whip	31.85	
001.0000.15.521.10.31.001			3/27/2023	3420/PD1 03/27/23	PD Plexi Glass Cleaner	13.03	
501.0000.51.521.21.41.124			3/27/2023	3420/PD1 03/27/23	PD Veh Tab Renewal	168.15	
001.0000.15.521.10.31.001				3420/PD1 03/27/23	PD Holsters Return	-19.61	
001.0000.15.521.10.31.001			3/27/2023	3420/PD1 03/27/23	PD Office Supplies	59.36	

Check No.	Date	Vendor	Inv Date	Invoice	Description	Amount	Check Total
<b>97620</b>	<b>4/14/2023</b>	<b>012415</b>		<b>VISA - 3853,</b>			<b>\$6.50</b>
001.0000.04.514.20.31.001			3/27/2023	3853/Fin 2 03/27/23	FN Folder	6.50	
<b>97621</b>	<b>4/14/2023</b>	<b>013356</b>		<b>VISA - 4138,</b>			<b>\$610.87</b>
001.0000.11.571.22.43.002			3/27/2023	4138/York 03/27/23	PKRC WSFMA Conf: N. York	496.36	
501.0000.51.548.79.32.001			3/27/2023	4138/York 03/27/23	PKFL 02/25 Fuel WSFMA Conf	65.01	
106.0000.11.573.20.41.001			3/27/2023	4138/York 03/27/23	PKRC Engraving ON Plaque: Gate	49.50	
<b>97622</b>	<b>4/14/2023</b>	<b>012656</b>		<b>VISA - 4197,</b>			<b>\$3,417.17</b>
101.0000.21.544.20.31.001			3/27/2023	4197/Fin 6 03/27/23	PWST APWA Poster	24.10	
503.0000.04.518.80.31.001			3/27/2023	4197/Fin 6 03/27/23	IT Router To Replace DSL Circu	82.98	
401.0000.41.531.10.49.003			3/27/2023	4197/Fin 6 03/27/23	PWSW Constr. Inspection Worksh	350.00	
104.0011.01.557.30.45.004			3/27/2023	4197/Fin 6 03/27/23	HM Summerfest Table & Bench Re	2,960.09	
<b>97623</b>	<b>4/14/2023</b>	<b>012668</b>		<b>VISA - 4635,</b>			<b>\$82.00</b>
001.0000.06.515.30.49.003			3/27/2023	4635/Fin 5 03/27/23	LG Public Records Training: Pe	40.00	
001.0000.06.515.30.49.001			3/27/2023	4635/Fin 5 03/27/23	LG Notary Renewal: Pennington	42.00	
<b>97624</b>	<b>4/14/2023</b>	<b>012715</b>		<b>VISA - 5244,</b>			<b>\$12,546.14</b>
001.0000.01.511.60.43.001			3/27/2023	5244/Schuma 03/27/23	CC Gimhae Mtg. Trip: H. Bocchi	1,685.05	
001.0000.01.511.60.49.005			3/27/2023	5244/Schuma 03/27/23	CC Lauricella Name Tag & Dias	51.70	
001.0000.01.511.60.43.001			3/27/2023	5244/Schuma 03/27/23	CC Gimhae Mtg. Trip: P. Bocchi	1,685.05	
001.0000.01.511.60.43.001			3/27/2023	5244/Schuma 03/27/23	CC Gimhae Mtg. Trip: Moss	1,685.05	
001.0000.01.511.60.31.005			3/27/2023	5244/Schuma 03/27/23	CC Council Mtg. Meal	198.40	
001.0000.03.557.20.43.001			3/27/2023	5244/Schuma 03/27/23	CM Gimhae Mtg. Trip: Grimley	1,685.05	
001.0000.01.511.60.31.005			3/27/2023	5244/Schuma 03/27/23	CC Council Mtg. Meal	151.69	
001.0000.01.511.60.43.001			3/27/2023	5244/Schuma 03/27/23	CC Gimhae Mtg. Trip: G. Whalen	1,685.05	
503.0000.04.518.80.49.003			3/27/2023	5244/Schuma 03/27/23	IT PRA Training: Sadri, Wells	280.00	
001.0000.06.514.30.49.004			3/27/2023	5244/Schuma 03/27/23	LG 03/09-04/09 Remote Online N	19.00	
001.0000.01.511.60.43.001			3/27/2023	5244/Schuma 03/27/23	CC Gimhae Mtg. Trip: J. Whalen	1,685.05	
001.0000.03.513.10.43.001			3/27/2023	5244/Schuma 03/27/23	CM Gimhae Mtg. Trip: Caulfield	1,685.05	
001.0000.06.514.30.49.004			3/27/2023	5244/Schuma 03/27/23	LG 02/09-03/09 (First 20) Remo	50.00	
<b>97625</b>	<b>4/14/2023</b>	<b>013358</b>		<b>VISA - 5739,</b>			<b>\$65.70</b>
001.0000.07.558.60.44.001			3/27/2023	5739/Graham 03/27/23	CD Tree Code Changes FB Ad	49.74	
001.0000.03.557.20.49.004			3/27/2023	5739/Graham 03/27/23	CM Seattle Times	15.96	
<b>97626</b>	<b>4/14/2023</b>	<b>011642</b>		<b>VISA - 6610,</b>			<b>\$2,788.27</b>
001.0000.15.521.40.43.004			3/27/2023	6610/PD4 03/27/23	PD Food For FBI LEEDA Clasess	269.31	

Check No.	Date	Vendor	Inv Date	Invoice	Description	Amount	Check Total
001.0000.15.521.10.31.001			3/27/2023	6610/PD4 03/27/23	PD Cleaning Supplies: Wipes	38.64	
001.0000.15.521.40.43.002			3/27/2023	6610/PD4 03/27/23	PD AHIMTA Conf: Suver	729.68	
180.0000.15.521.21.49.003			3/27/2023	6610/PD4 03/27/23	PD WSNIA: Northcutt	495.00	
001.0000.15.521.40.49.003			3/27/2023	6610/PD4 03/27/23	PD Background Invest: Northcut	425.00	
001.0000.15.521.10.49.005			3/27/2023	6610/PD4 03/27/23	PD Printing: Yr End Rpts	430.64	
001.0000.15.521.40.49.003			3/27/2023	6610/PD4 03/27/23	PD WHIA Conf: Sale	400.00	
<b>97627</b>	<b>4/14/2023</b>	<b>013394</b>		<b>VISA - 6687,</b>			<b>\$130.57</b>
001.0000.09.518.10.31.005			3/27/2023	6687/Fin 1 03/27/23	HR Police Interview Panel Lunc	130.57	
<b>97628</b>	<b>4/14/2023</b>	<b>013402</b>		<b>VISA - 7123,</b>			<b>\$208.17</b>
502.0000.17.518.35.35.001			3/27/2023	7123/Morrow 03/27/23	PKFC Repair Clamp	179.32	
502.0000.17.518.35.31.001			3/27/2023	7123/Morrow 03/27/23	PKFC Step Stone	28.85	
<b>97629</b>	<b>4/14/2023</b>	<b>011659</b>		<b>VISA - 7212,</b>			<b>\$114.41</b>
001.0000.11.576.80.31.001			3/27/2023	7212/PWOM 03/27/23	PKFC Graffiti Removal	114.41	
<b>97630</b>	<b>4/14/2023</b>	<b>011136</b>		<b>VISA - 7750,</b>			<b>\$108.13</b>
001.0000.15.521.80.31.001			3/27/2023	7750/Allen 03/27/23	PD Office Supplies: Evidence D	82.03	
001.0000.99.518.40.42.002			3/27/2023	7750/Allen 03/27/23	ND PD 03/14 & 03/28 Tox Lab Ma	26.10	
<b>97631</b>	<b>4/14/2023</b>	<b>011138</b>		<b>VISA - 7776,</b>			<b>\$295.39</b>
101.0000.11.542.70.31.001			3/27/2023	7776/Anders 03/27/23	PKST Gunjet	148.55	
001.0000.11.576.81.31.001			3/27/2023	7776/Anders 03/27/23	PKFC Stainlesteel Sheet	146.84	
<b>97632</b>	<b>4/14/2023</b>	<b>011140</b>		<b>VISA - 7800,</b>			<b>\$179.97</b>
501.0000.51.548.79.32.001			3/27/2023	7800/Cummin 03/27/23	PKFL Fuel	66.54	
501.0000.51.548.79.31.006			3/27/2023	7800/Cummin 03/27/23	PKFL Nuts & Bolts For Excavato	113.43	
<b>97633</b>	<b>4/14/2023</b>	<b>011158</b>		<b>VISA - 7966,</b>			<b>\$2,054.76</b>
001.0000.15.521.10.31.001			3/27/2023	7966/Pitts 03/27/23	PD Speakers	16.32	
001.0000.15.521.10.90.301			3/27/2023	7966/Pitts 03/27/23	PD Monitors	439.98	
001.0000.15.521.40.41.001			3/27/2023	7966/Pitts 03/27/23	PD 04/04-04/20 Sani-Can	139.67	
001.0000.15.521.40.43.001			3/27/2023	7966/Pitts 03/27/23	PD AHIMTA Conf: Suver	783.79	
001.0000.15.521.40.49.003			3/27/2023	7966/Pitts 03/27/23	PD Recruiting For Law Enf: Jame	425.00	
180.0000.15.521.21.49.003			3/27/2023	7966/Pitts 03/27/23	PD NWGIA Conf: Maulen & Pettit	750.00	
001.0000.15.521.40.43.002				7966/Pitts 03/27/23	PD DARC-LECTC 1 Trng	-500.00	
<b>97634</b>	<b>4/14/2023</b>	<b>012291</b>		<b>VISA - 7970,</b>			<b>\$1,809.42</b>




Check No.	Date	Vendor	Inv Date	Invoice	Description	Amount	Check Total
001.0000.01.511.60.43.002			3/27/2023	7970/Caulfi 03/27/23	Mtg. w/ State Delegate: Whalen	593.14	
001.0000.01.511.60.43.002			3/27/2023	7970/Caulfi 03/27/23	CC Mtg. w/ State Delegate: Mos	593.14	
001.0000.03.513.10.43.001			3/27/2023	7970/Caulfi 03/27/23	CM Mtg. w/ State Delegate: Cau	30.00	
001.0000.03.513.10.43.002			3/27/2023	7970/Caulfi 03/27/23	CM Mtg. w/ State Delegate: Cau	593.14	
<b>97635</b>	<b>4/14/2023</b>	<b>011159</b>		<b>VISA - 7974,</b>			<b>\$715.67</b>
001.0000.11.569.50.43.002			3/27/2023	7974/Scheid 03/27/23	PKSR AHIMT Conf: Scheid	634.44	
001.0000.11.569.50.31.001			3/27/2023	7974/Scheid 03/27/23	PKSR Desk Organizer	32.51	
001.0000.11.569.50.31.001			3/27/2023	7974/Scheid 03/27/23	PKSR Sr Center Supplies	48.72	
<b>97636</b>	<b>4/14/2023</b>	<b>011162</b>		<b>VISA - 8006,</b>			<b>\$1,196.59</b>
001.0000.15.521.40.43.002			4/5/2023	8006/Unfred 03/27/23	PS AHIMTA Conf: Unfred	1,008.40	
001.0000.15.521.40.43.005			4/5/2023	8006/Unfred 03/27/23	PS AHIMTA Conf: Unfred	134.16	
001.0000.15.521.40.43.001			4/5/2023	8006/Unfred 03/27/23	PS AHIMTA Conf: Unfred	54.03	
<b>97637</b>	<b>4/14/2023</b>	<b>011167</b>		<b>VISA - 8055,</b>			<b>\$658.90</b>
001.0000.11.571.20.35.001			3/27/2023	8055/Fin 3 03/27/23	PKRC Wireless Speaker System	658.90	
<b>97638</b>	<b>4/14/2023</b>	<b>011172</b>		<b>VISA - 8105,</b>			<b>\$1,161.18</b>
001.0000.15.521.40.43.006			3/27/2023	8105/PD2 03/27/23	PD DARC-LECTC 1 Trng: Moody	1,161.18	
<b>97639</b>	<b>4/14/2023</b>	<b>011177</b>		<b>VISA - 8550,</b>			<b>\$43.22</b>
001.0000.13.558.70.49.004			3/27/2023	8550/Newton 03/27/23	ED 02/28-03/29 Dropbox	13.22	
001.0000.13.558.70.49.003			3/27/2023	8550/Newton 03/27/23	ED Lkwd Chamber Luncheon: Newt	30.00	
<b>97640</b>	<b>4/14/2023</b>	<b>013244</b>		<b>VISA - 9393,</b>			<b>\$54.02</b>
001.0000.15.521.21.31.001			3/27/2023	9393/Sale 03/27/23	PD Lasers	54.02	
<b>97641</b>	<b>4/14/2023</b>	<b>011707</b>		<b>VISA - 9465,</b>			<b>\$1,744.31</b>
001.0000.01.511.60.49.014			3/27/2023	9465/Fairfi 03/27/23	CC 06/10 Yth Summit Event Depo	100.00	
001.0000.01.511.60.49.014			3/27/2023	9465/Fairfi 03/27/23	CC 06/10 Yth Summit Event Depo	100.00	
001.0000.11.571.20.49.001			3/27/2023	9465/Fairfi 03/27/23	PKRC 03/19 CANVA Sub	12.99	
001.0000.01.511.60.49.014			3/27/2023	9465/Fairfi 03/27/23	CC 06/10 Catering: Yth Summit	1,247.50	
001.0000.11.571.20.31.001			3/27/2023	9465/Fairfi 03/27/23	PKFC Soil: Comm Garden	205.16	
001.0000.11.571.20.31.001			3/27/2023	9465/Fairfi 03/27/23	PKRC Lightening Cord	35.13	
001.0000.11.571.20.31.001			3/27/2023	9465/Fairfi 03/27/23	PKRC Adapter Cable	8.35	
001.0000.11.571.20.31.001			3/27/2023	9465/Fairfi 03/27/23	PKRC Lightening Cable	35.18	
<b>97642</b>	<b>4/14/2023</b>	<b>000595</b>		<b>WASHINGTON ASSOC OF SHERIFFS,</b>			<b>\$2,422.66</b>

Check No.	Date	Vendor	Inv Date	Invoice	Description	Amount	Check Total
001.0000.02.523.30.41.001			2/28/2023	EM 2023-00185	MC 02/23 Home Monitoring	2,422.66	
97643	4/14/2023	013474		WOODBROOK WAGON HOMEOWNERS,			\$24.00
105.0002.07.342.40.00.000			3/31/2023	03/31/23023 RH	RH Reimb 6711 & 6811 150th St	24.00	
97644	4/19/2023	013480		AVASEK LLC,			\$3,850.00
503.0000.04.518.80.41.001			4/11/2023	A2750	Sales Tax	350.00	
503.0000.04.518.80.41.001			4/11/2023	A2750	IT MSP Setup Fee	3,500.00	
97645	4/19/2023	003948		COMCAST CORPORATION,			\$588.76
503.0000.04.518.80.42.001			1/15/2023	8498 35 011 2205662	IT 01/25-02/24 9420 Front St S	345.22	
503.0000.04.518.80.42.001			2/15/2023	8498 35 011 2205662	IT 02/25-03/24 9420 Front St S	345.23	
503.0000.04.518.80.42.001			3/15/2023	8498 35 011 2205662	IT 03/25-04/24 9420 Front St S	345.23	
503.0000.04.518.80.42.001				8498 35 011 2205662	IT 03/16-04/15 9420 Front St S	-446.92	
97646	4/19/2023	013482		CORR CRONIN LLP,			\$18,309.25
001.0000.06.515.30.41.001			2/28/2023	2068-00001M 2	LG Thru 02/28 State Of WA v Da	325.75	
001.0000.06.515.30.41.001			1/31/2023	2068-00001M 1	LG Thru 01/31 State Of WA v Da	17,983.50	
# of Checks Issued		290					
Total		\$2,887,277.36					



To: Mayor and City Councilmembers

From: Tho Kraus, Deputy City Manager

Through: John J. Caulfield, City Manager 

Date: May 1, 2023

Subject: Payroll Check Approval

---

**Payroll Period(s):** March 16-31, 2023 and April 1-15, 2023

**Total Amount:** \$2,944,305.25

Checks Issued:

Check Numbers: 114484-114493

Total Amount of Checks Issued: \$31,929.57

Electronic Funds Transfer:

Total Amount of EFT Payments: \$871,626.62

Direct Deposit:

Total Amount of Direct Deposit Payments: \$1,792,526.03

Federal Tax Deposit:

Total Amount of Deposit: \$248,223.03


I, the undersigned, do hereby certify under penalty of perjury that the materials have been furnished, the services rendered, or the labor performed as described herein and that the claims are just and due obligations against the City of Lakewood, Washington, and that I am authorized to authenticate and certify said liens.



Dana Kapla  
Assistant Finance Director



Tho Kraus  
Deputy City Manager



John J. Caulfield  
City Manager

**Payroll Distribution**

**City of Lakewood**

**Pay Period ending 03-16-2023 thru 04-15-2023**

Direct Deposit and ACH in the amount of : **\$2,912,375.68**  
Payroll Ck#'s 114484 - 114493 in the amount of : **\$31,929.57**  
Total Payroll Distribution: **\$2,944,305.25**

**Employee Pay Total by Fund:**

**Fund 001 - General**

	<b>Amount</b>
City Council	\$ 10,100.00
Municipal Court	\$ 69,681.83
City Manager	\$ 40,725.34
Administrative Services	\$ 69,687.71
Legal and Human Resources	\$ 111,388.36
Community and Economic Development	\$ 133,123.23
Parks, Recreation and Community Services	\$ 99,463.53
Police	\$ 1,232,862.33
<b>General Fund Total</b>	<b>\$ 1,767,032.33</b>

Fund 101 - Street	\$ 41,847.40
Fund 105 - Property Abatement/Rental Housing Safety Program	\$ 11,324.99
Fund 190 - CDBG Grants	\$ 15,582.56
Fund 192 - SSMCP	\$ 17,972.00
Fund 195 - Public Safety Grants	\$ 21,140.35
Fund 196 - ARPA Grant	\$ 9,448.89
Fund 301 - Parks CIP	\$ 7,090.00
Fund 302 - Transportation CIP	\$ 70,568.81
Fund 311 - Sewer Capital Project	\$ 662.34
Fund 401 - Surface Water Management	\$ 49,053.49
Fund 502 - Property Management	\$ 10,205.04
Fund 503 - Information Technology	\$ 37,673.90
<b>Other Funds Total</b>	<b>\$ 292,569.77</b>

<b>Employee Gross Pay Total</b>	<b>\$ 2,059,602.10</b>
<b>Benefits and Deductions:</b>	<b>\$ 884,703.15</b>
<b>Grand Total</b>	<b>\$ 2,944,305.25</b>

# REQUEST FOR COUNCIL ACTION

<b>DATE ACTION IS REQUESTED:</b> May 1, 2023	<b>TITLE:</b> Authorizing the execution of an agreement with Clover Park School District for Extra Duty police services; School Resource Officers	<b>TYPE OF ACTION:</b> — ORDINANCE NO. — RESOLUTION NO. — MOTION NO. 2023-46 — OTHER
<b>REVIEW:</b>	<b>ATTACHMENTS:</b>	

**SUBMITTED BY:** Heidi Ann Wachter, City Attorney

**RECOMMENDATION:** It is recommended that the City Council approve the proposed agreement between the City and the Clover Park School District (School District) for extra duty police services.

**DISCUSSION:** The City and School District have operated pursuant to earlier versions of this agreement for many years. Execution of the agreement has followed the same course as any other Extra-Duty contract. It has become apparent that the partnership has more of an ongoing nature and is of a more significant dollar value than other Extra Duty contracts and thus merits Council authorization.

Duties performed pursuant to this agreement involve police presence at school facilities, most typically as School Resource Officers. This work has been provided by agreement for many years and reflects a strong collaboration between the School District and the City.

**ALTERNATIVE(S):** This collaboration is a strong link between the City and the School District. Alternatives break this link.


**FISCAL IMPACT:** The amount paid by the City in the past two years is as follows: 2021: \$67,600  
2022: \$217,850. Pursuant to the contract, the School District pays the City this amount, which shows as revenue to the City. Thus the fiscal impact is equaled in revenue.

Heidi Ann Wachter

Prepared by

Patrick Smith

Department Director

  
City Manager Review

City of Lakewood  
EXTRA-DUTY POLICE SERVICES CONTRACT

This agreement is made and entered into this \_\_\_\_ day of \_\_\_\_\_, 2023, by and between the City of Lakewood (“City”) and Clover Park School District #400 (“Contractor.”)

WHEREAS, the Contractor owns, operates or manages a business for profit or non-profit within the City and, in connection therewith, requires police related services or assistance; and

WHEREAS, the City is able to provide duly commissioned law enforcement officers to provide police related services to the Contractor subject to payment for services and subject to the approval of the City’s Chief of Police; and

WHEREAS, the duly commissioned officers who may provide such service will be assigned to extra-duty under this contract during their off-duty hours which will not conflict with their law enforcement responsibilities for and duties to the City;

NOW, THEREFORE, the parties agree as follows:

1. SCOPE OF PERFORMANCE.

The City shall provide the Contractor with extra-duty police officer services as described below:

(a) **Number of officers:** As requested by the Contractor and subject to the approval of the City’s Chief of Police, Contractor requests four (4) officers per school day.

(b) **Hours and dates to be worked:** As requested by the Contractor and subject to the approval of the City’s Chief of Police, with a four (4) hour minimum extra duty time per event.

If Contractor is requesting various dates and times, the dates will occur between July 1, 2023 and June 30, 2024. The days and hours of work are subject to change as business warrants. Specific dates requested by Contractor shall be provided to the City in writing at least three (3) days in advance of the requested actual performance date(s).

(c) **Specific location of service.** As requested by the Contractor and subject to the approval of the City’s Chief of Police. Contractor requests service at various Clover Park School District schools, facilities, and properties.

(d) **Scope of Performance:** The City agrees to provide proactive law enforcement services for, and at, various Clover Park School District schools, facilities, and properties. Such

services shall include but not be limited to, issues of safety and security, crowd and/or traffic control; also, shall include responding to calls for service, conducting criminal investigations, making arrests, writing official reports, issuing exclusion orders, monitoring activities and ensuring the safety and security of the public at the aforementioned location(s). The services shall be provided in full uniform and shall be accompanied by a patrol vehicle. It is the expectation that the officers scheduled for pre-determined shifts will be present to complete their shifts except for the following circumstances: agency callback, late call/report from primary employment, family emergency, personal illness, all of which will be considered excused. The officers understand that it shall be their responsibility to make appropriate notifications to the Lakewood Police Department Extra-Duty Coordinator and to make every attempt to find a replacement for their shifts. Failure to show for a scheduled shift for reasons other than described as excused will be considered a breach of this agreement and may result in sanctions up to, and including, removal from this Extra-Duty detail.

## 2. CONTRACT TERM.

(a) This agreement shall commence on July 1, 2023 and shall expire on June 30, 2024. The parties may extend this agreement in writing for an agreed period of time.

(b) Either party may terminate this contract for any reason and at any time when, in its sole discretion, it is in the best interest of the terminating party by giving ten (10) days prior written notice to the other party. Cancellation of extra-duty assignment by the Contractor less than twenty-four (24) hours before the duty is scheduled to begin results in charge of two (2) hour minimum fee for each officer assigned. Should an officer be called from contractor service (agency callback, late call/report from primary employment, family emergency, personal illness) there will be no charge to the contractor.

## 3. COMPENSATION.

Contractor shall pay the City as full compensation for all police services furnished under this Contract that are provided during normal school hours a fee of \$95.77 per hour of officer time for each officer as itemized below.

a. Hourly Wage Rate (4-hour minimum)	\$80.00
b. Social Security Cost	\$ 3.82 (4.77%)
c. Retirement	\$ 6.82 (8.53%)
d. Medicare	\$ 1.16 (4.45%)
e. Unemployment	\$ .13 (0.20%)
f. Labor & Industries	\$ 1.84
g. Administrative Overhead	<u>\$ 2.00</u>

**TOTAL COST PER OFFICER PER HOUR: \$95.77**

For special event security services outside of normal school hours, Contractor shall pay the City as full compensation for all police services furnished under this contract a fee of \$107.24 per hour of officer time as itemized below.

a. Hourly Wage Rate (4-hour minimum)	\$90.00
b. Social Security Cost	\$ 4.29 (4.77%)
c. Retirement	\$ 7.68 (8.53%)
d. Medicare	\$ 1.31 (4.45%)
e. Unemployment	\$ .13 (0.20%)
f. Labor & Industries	\$ 1.83
g. Administrative Overhead	<u>\$ 2.00</u>

**TOTAL COST PER OFFICER PER HOUR: \$107.24**

#### 4. PAYMENT.

The Contractor shall compensate the City for law enforcement services described herein pursuant to the all-inclusive payment rate shown above. The City shall invoice the Contractor on the 15th of the month following the service and include detailed service information, including actual service hours and all-inclusive hourly rate per officer. Payment shall be made by a check payable to the City of Lakewood and sent to the City within thirty (30) calendar days after receipt of invoice. Payments will include a processing fee of \$10.00. Payments to the City that are received later than thirty (30) days following the invoice dates shall accrue interest at the rate of 12% per annum on the balance due. All payments shall first be applied to the accrued interest.

The Contractor shall not be financially liable for scheduled law enforcement services which are not actually performed if the work performed was because an officer was unable to complete his shift. However, the Contractor is financially liable for scheduled law enforcement services at the designated hourly minimum in all other circumstances.

#### 5. SCHOOL RESOURCE OFFICER (SRO)

Police officers who serve as SROs must complete the online School Safety and Security Staff Training Program within 6 months of working at schools when students are expected to be present to comply with RCW 28A.310.515 and RCW 28A.320.124.

Online video training and journaling will take approximately 12 hours to complete and may be completed while SROs are working at secondary schools for the Contractor. The Contractor's Risk Manager is the main point of contact for the school district and will assist the City as needed.



## 6. COMPLAINT PROCESS AGAINST AN SRO

Any complaint about an SRO should be referred to the Patrol Supervisor on-duty for the City at the time the complaint is received. This can be done by calling the Police Non-Emergency line at (253) 287-4455. In addition, complaints may be made in person at the Lakewood Police Station, by phone, in writing, or anonymously. Additional information on this process is located on the Lakewood Police Department's website.

## 7. DUTY STATUS.

Each police officer assigned to work pursuant to this Contract is subject to call by the City's Chief of Police or the Chief's designee at any time for emergencies, special assignment, or overtime duty. Extra duty employment shall not infringe or interfere with this obligation.

## 8. ADHERENCE TO CITY POLICIES AND PROCEDURES – SCOPE OF WORK.

Police officers engaged in extra duty employment are obligated to discharge all duties of their office and adhere to the City's Police department policies and procedures at all times. Such officers shall obey, uphold and enforce the laws of the City and State of Washington and the Constitutions of the State of Washington and the United States of America at all times. Such officers shall understand that while they are on duty or engaged in extra duty assignment under this Contract, they may be subject to discipline by the City. Police officers performing work pursuant to this Contract shall only provide law enforcement/peacekeeping services as specified in Section 1(d) of this Contract and they are at all times while performing said services subject to the direction and control of the City Police Department only.

## 9. NO SPECIAL DUTY TO CONTRACTOR OR OTHERS.

Police officers on extra duty assignment have a primary obligation to the City, not the Contractor. They are expected to discharge all duties of their office while performing pursuant to this Contract and will not perform any non-law enforcement/peacekeeping functions for Contractor. Furthermore, this contract and performance thereof by the City police officers shall not create any special relationship with any person or duties to protect any specific persons from harm or injury including the party signing this contract. The law enforcement/peacekeeping duties to be performed pursuant to this contract are the same in extent and scope as those provided by police officers to every member of the public.

#### 10. NONDISCRIMINATION.

The Contractor shall not discriminate on the basis of race, color, sex, religion, national origin, creed, the presence of any sensory, mental or physical handicap or any other protected class status.

#### 11. LIABILITY.

Each party shall be responsible and liable for the consequences of any act or failure to act on the part of itself, its employees and its agents. Each party shall be responsible for its own negligence; neither party shall indemnify or hold the other party harmless.

#### 12. NOTICES.

All notices and other material to be delivered under this Contract shall be in writing and shall be delivered or mailed to the following addresses:

City:	City of Lakewood Attn: Finance Department 6000 Main Street SW Lakewood, WA 98499
Contractor:	Clover Park School District Attn: Executive Director Capital Projects and Risk Management 10903 Gravelly Lake Drive SW Lakewood, WA 98499

Or such other addresses as either party may, from time to time, designate in writing.

#### 13. SIGNATURES.

The parties agree that all signatures, whether original, copy or faxed on this agreement will be considered originals.

14. ENTIRE AGREEMENT.

No modification or amendment of this contract shall be effective unless in writing and signed by authorized representatives of the parties. This contract contains the entire agreement between the parties and may not be enlarged, modified or altered except in writing signed by the parties.

IN WITNESS WHEREOF, the parties have executed this Agreement on this date,  
the \_\_\_\_\_ day of \_\_\_\_\_, 2023.

CITY OF LAKEWOOD

CLOVER PARK SCHOOL DISTRICT

\_\_\_\_\_  
John J. Caulfield City Manager/ Date  
City of Lakewood

\_\_\_\_\_  
Ron Banner, Superintendent / Date  
Clover Park School District #400

Attest:

\_\_\_\_\_  
Briana Schumacher, City Clerk / Date

Approved as to legal form only:

Heidi Ann Wachter 4/24/2023  
Heidi Ann Wachter, City Attorney / Date

# REQUEST FOR COUNCIL ACTION

<b>DATE ACTION IS REQUESTED:</b> May 1, 2023	<b>TITLE:</b> Motion authorizing award of a construction contract to R.L. Alia Company in the amount of \$691,171.50 plus a five percent contingency for the construction of the 112 <sup>th</sup> Street SW – Clover Park High School Sidewalk project.	<b>TYPE OF ACTION:</b> — ORDINANCE — RESOLUTION <input checked="" type="checkbox"/> MOTION #2023-47 — OTHER
<b>REVIEW:</b> May 1, 2023	<b>ATTACHMENTS:</b> Vicinity Map Bid Tabulations	

**SUBMITTED BY:** Paul A. Bucich, P.E., Public Works Engineering Director/City Engineer.

**RECOMMENDATION:** It is recommended that the City Council award a construction contract to R.L. Alia Company in the amount of \$691,171.50 plus a five percent contingency (\$34,556.00) for the construction of the 112<sup>th</sup> ST SW – Clover Park High School Sidewalk project, City Project 302.0114.


**DISCUSSION:** Through this project, the City will construct sidewalk, storm drainage and lighting along the north side of 112<sup>th</sup> ST SW between Gravelly Lake Drive SW and Highland Avenue SW.

**ALTERNATIVE(S):** The City received 9 bids; attached are the Bid Tabulations for the project. It is not anticipated that rebidding the project would result in lower bids.

**FISCAL IMPACT:** The Engineer's Estimate for Construction was \$614,618.80. The low bid of \$691,171.50 is 12.5% higher than the Engineer's Estimate. This difference reflects the cost increases across the board from the impacts of inflation. A more detailed analysis of funding sources and expenditures is listed below. **(Continued on page 2)**

Eric Swanstrom  
Prepared by

Paul Bucich  
Department Director

  
City Manager Review

**FISCAL IMPACTS (continued from page 1):**

<b>112<sup>th</sup> ST SW – Clover Park High School Sidewalk</b>	<b>Budget</b>	<b>Projected</b>
<b>Funding Sources</b>		
WA State Grant		
Design	\$89,130	\$51,726
Construction	\$566,870	\$604,274
REET Fund	\$87,000	\$42,898
SWM Fund	\$ 0	\$114,000
<b>Total Funding Sources</b>	<b>\$743,000</b>	<b>\$812,898</b>
<b>Expenditures</b>		
Design		\$51,680
Construction Management		\$35,000
Construction Contract		\$691,171
5% Construction Contingency		\$ 34,556
<b>Total Expenditures</b>		<b>\$812,898</b>

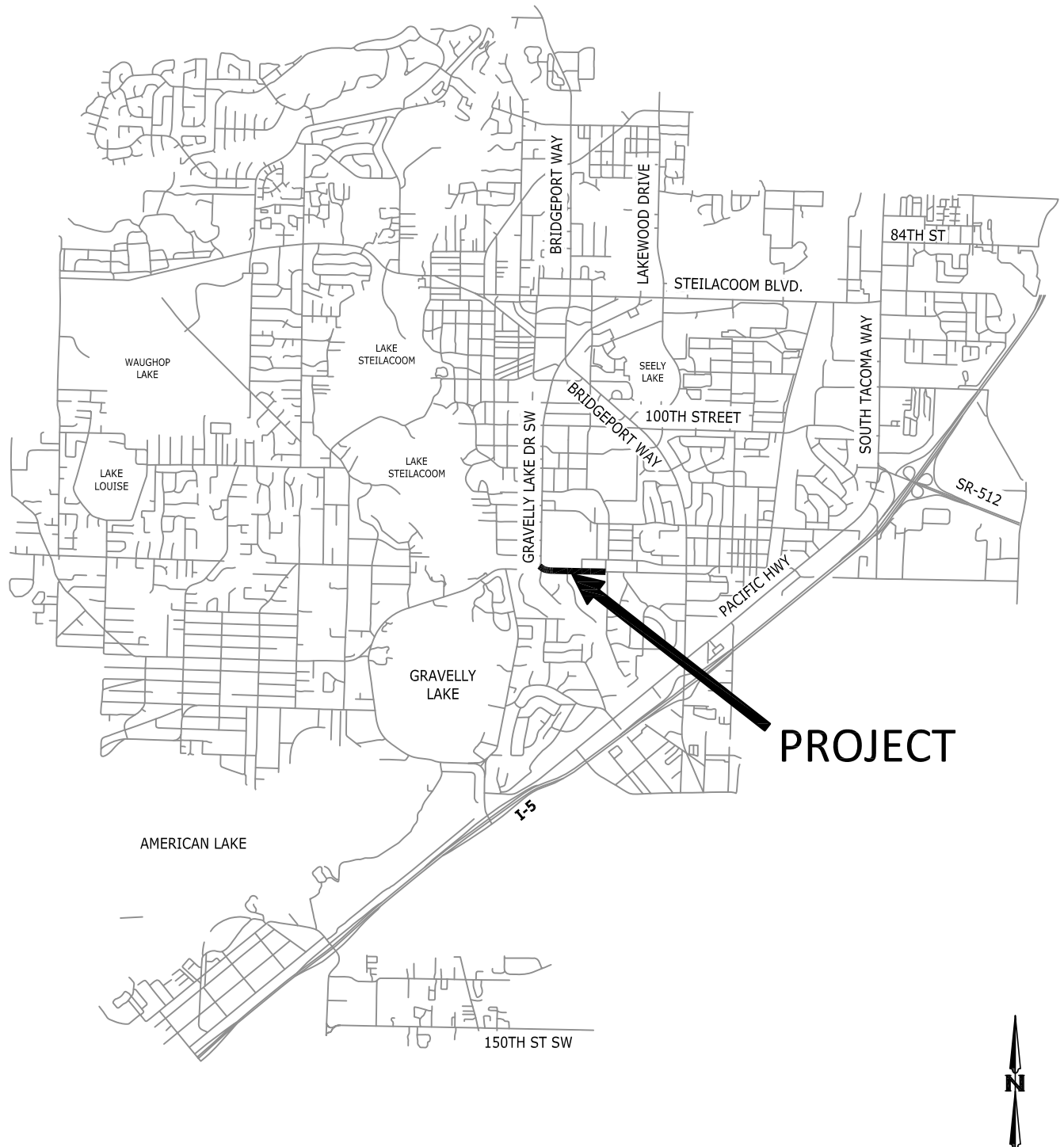
The construction contract including a five percent construction contingency is \$725,727. Construction administration costs are expected to be \$35,000. It is anticipated that the total project will be \$812,898.

At this time, there are insufficient funds allocated to the project and an additional allocation of \$69,898 will be needed to fully fund the project. This presumes that the excess WSDOT design phase funds will be reallocated to the construction phase, which has been typical on past projects.

The original budget did not account for a Surface Water Management fund allocation. A review of the bid items has identified approximately \$114,000 which can be funded through the Utility. This will be part of the mid-bi budget adjustment at which time the REET funding can be evaluated to determine how much is actually needed for the project.

# 112TH ST SW - CLOVER PARK HIGH SCHOOL SIDEWALK GRAVELLY LAKE DR SW TO HIGHLAND AVE SW

## VICINITY MAP



BID TABULATIONS

PROJECT: 112TH ST SW - Clover Park High School Sidewalk  
PROJECT NO.: 302.0114  
BID OPENING DATE: 4/20/23

				Engineer Estimate		R.L. Alia Company		Sound Pacific Construction		R. W. Scott Construction Co		Miles Resources, LLC		Northwest Cascade, Inc.	
Item	Description	Unit	Quantity	Unit Price	Extension	Unit Price	Extension	Unit Price	Extension	Unit Price	Extension	Unit Price	Extension	Unit Price	Extension
1	Mobilization	LS	1	\$55,900.00	\$55,900.00	\$55,000.00	\$55,000.00	\$60,000.00	\$60,000.00	\$52,500.00	\$52,500.00	\$38,000.00	\$38,000.00	\$84,163.00	\$84,163.00
2	Minor Change	FA	5000	\$1.00	\$5,000.00	\$1.00	\$5,000.00	\$1.00	\$5,000.00	\$1.00	\$5,000.00	\$1.00	\$5,000.00	\$1.00	\$5,000.00
3	Roadway Surveying	LS	1	\$7,500.00	\$7,500.00	\$12,000.00	\$12,000.00	\$11,000.00	\$11,000.00	\$11,500.00	\$11,500.00	\$10,500.00	\$10,500.00	\$10,750.00	\$10,750.00
4	SPCC Plan	LS	1	\$1,000.00	\$1,000.00	\$500.00	\$500.00	\$1,000.00	\$1,000.00	\$700.00	\$700.00	\$500.00	\$500.00	\$500.00	\$500.00
5	Project Temporary Traffic Control	LS	1	\$24,000.00	\$24,000.00	\$18,000.00	\$18,000.00	\$90,000.00	\$90,000.00	\$52,500.00	\$52,500.00	\$91,000.00	\$91,000.00	\$73,500.00	\$73,500.00
6	Clearing and Grubbing	LS	1	\$5,000.00	\$5,000.00	\$5,000.00	\$5,000.00	\$6,000.00	\$6,000.00	\$18,000.00	\$18,000.00	\$4,450.00	\$4,450.00	\$5,650.00	\$5,650.00
7	Removal of Structures and Obstructions	LS	1	\$2,500.00	\$2,500.00	\$1,000.00	\$1,000.00	\$1,200.00	\$1,200.00	\$5,000.00	\$5,000.00	\$6,200.00	\$6,200.00	\$21,150.00	\$21,150.00
8	Sawcutting	Ln Ft	2950	\$4.00	\$11,800.00	\$4.00	\$11,800.00	\$3.50	\$10,325.00	\$4.00	\$11,800.00	\$2.50	\$7,375.00	\$2.75	\$8,112.50
9	Roadway Excavation Incl. Haul	Cu Yd	850	\$40.00	\$34,000.00	\$70.00	\$59,500.00	\$36.00	\$30,600.00	\$70.00	\$59,500.00	\$62.00	\$52,700.00	\$34.00	\$28,900.00
10	Gravel Borrow	TN	75	\$20.00	\$1,500.00	\$0.10	\$7.50	\$36.00	\$2,700.00	\$35.00	\$2,625.00	\$60.00	\$4,500.00	\$44.00	\$3,300.00
11	Embankment Compaction	Cu Yd	200	\$5.00	\$1,000.00	\$10.00	\$2,000.00	\$15.00	\$3,000.00	\$13.00	\$2,600.00	\$27.00	\$5,400.00	\$10.00	\$2,000.00
12	Shoring or Extra Excavation Cl. B	LS	1	\$500.00	\$500.00	\$500.00	\$500.00	\$1,000.00	\$1,000.00	\$500.00	\$500.00	\$1,650.00	\$1,650.00	\$1,000.00	\$1,000.00
13	Trimming and Cleanup	FA	2500	\$1.00	\$2,500.00	\$1.00	\$2,500.00	\$1.00	\$2,500.00	\$1.00	\$2,500.00	\$1.00	\$2,500.00	\$1.00	\$2,500.00
14	Crushed Surfacing Top Course	TN	450	\$46.00	\$20,700.00	\$65.00	\$29,250.00	\$45.00	\$20,250.00	\$60.00	\$27,000.00	\$43.00	\$19,350.00	\$49.00	\$22,050.00
15	HMA CL. 1/2", PG 58-22	TN	590	\$105.00	\$61,950.00	\$145.00	\$85,550.00	\$122.00	\$71,980.00	\$130.00	\$76,700.00	\$125.00	\$73,750.00	\$136.00	\$80,240.00
16	HMA for Approach CL. 1/2", PG 58-22	TN	20	\$175.00	\$3,500.00	\$300.00	\$6,000.00	\$255.00	\$5,100.00	\$270.00	\$5,400.00	\$450.00	\$9,000.00	\$328.00	\$6,560.00
17	Asphalt Cost Price Adjustment	CALC	1500	\$1.00	\$1,500.00	\$1.00	\$1,500.00	\$1.00	\$1,500.00	\$1.00	\$1,500.00	\$1.00	\$1,500.00	\$1.00	\$1,500.00
18	Infiltration Gallery, 12-Inch Diameter	Ln Ft	280	\$105.00	\$29,400.00	\$85.00	\$23,800.00	\$75.00	\$21,000.00	\$110.00	\$30,800.00	\$87.00	\$24,360.00	\$102.00	\$28,560.00
19	Schedule A Storm Sewer Pipe, 8-In. Diam.	Ln Ft	58	\$65.00	\$3,770.00	\$60.00	\$3,480.00	\$75.00	\$4,350.00	\$125.00	\$7,250.00	\$122.00	\$7,076.00	\$70.00	\$4,060.00
20	Catch Basin Type 1	Ea	7	\$1,700.00	\$11,900.00	\$2,100.00	\$14,700.00	\$2,100.00	\$14,700.00	\$2,100.00	\$14,700.00	\$2,885.00	\$20,195.00	\$1,650.00	\$11,550.00
21	Catch Basin Type 1P w/ Down Turned Elbow	Ea	7	\$2,100.00	\$14,700.00	\$2,400.00	\$16,800.00	\$2,100.00	\$14,700.00	\$2,300.00	\$16,100.00	\$3,105.00	\$21,735.00	\$1,500.00	\$10,500.00
22	Potholing Existing Utilities	FA	4500	\$1.00	\$4,500.00	\$1.00	\$4,500.00	\$1.00	\$4,500.00	\$1.00	\$4,500.00	\$1.00	\$4,500.00	\$1.00	\$4,500.00
23	Resolution of Utility Conflicts	FA	2500	\$1.00	\$2,500.00	\$1.00	\$2,500.00	\$1.00	\$2,500.00	\$1.00	\$2,500.00	\$1.00	\$2,500.00	\$1.00	\$2,500.00
24	Adjust Manhole	Ea	1	\$750.00	\$750.00	\$2,000.00	\$2,000.00	\$1,100.00	\$1,100.00	\$1,200.00	\$1,200.00	\$2,500.00	\$2,500.00	\$650.00	\$650.00
25	Adjust Valve Box	Ea	1	\$450.00	\$450.00	\$1,000.00	\$1,000.00	\$1,100.00	\$1,100.00	\$500.00	\$500.00	\$1,100.00	\$1,100.00	\$650.00	\$650.00
26	Inlet Protection	Ea	5	\$135.00	\$675.00	\$50.00	\$250.00	\$100.00	\$500.00	\$90.00	\$450.00	\$110.00	\$550.00	\$100.00	\$500.00
27	Erosion/Water Pollution Control	FA	2500	\$1.00	\$2,500.00	\$1.00	\$2,500.00	\$1.00	\$2,500.00	\$1.00	\$2,500.00	\$1.00	\$2,500.00	\$1.00	\$2,500.00
28	Topsoil Type A	Cu Yd	60	\$75.00	\$4,500.00	\$60.00	\$3,600.00	\$68.00	\$4,080.00	\$95.00	\$5,700.00	\$75.00	\$4,500.00	\$93.00	\$5,580.00
29	Bark Mulch	Cu Yd	40	\$84.00	\$3,360.00	\$60.00	\$2,400.00	\$68.00	\$2,720.00	\$90.00	\$3,600.00	\$75.00	\$3,000.00	\$93.00	\$3,720.00
30	Seeding, Fertilizing, and Mulching	Sq Yd	475	\$3.50	\$1,662.50	\$5.00	\$2,375.00	\$1.40	\$665.00	\$5.00	\$2,375.00	\$5.00	\$2,375.00	\$5.00	\$2,375.00
31	Irrigation Repair	FA	1000	\$1.00	\$1,000.00	\$1.00	\$1,000.00	\$1.00	\$1,000.00	\$1.00	\$1,000.00	\$1.00	\$1,000.00	\$1.00	\$1,000.00
32	Cement Concrete Traffic Curb and Gutter	Ln Ft	1771	\$22.00	\$38,962.00	\$19.00	\$33,649.00	\$26.00	\$46,046.00	\$21.00	\$37,191.00	\$22.00	\$38,962.00	\$24.00	\$42,504.00
33	Cement Concrete Pedestrian Curb	Ln Ft	48	\$28.00	\$1,344.00	\$10.00	\$480.00	\$45.00	\$2,160.00	\$29.00	\$1,392.00	\$33.00	\$1,584.00	\$38.50	\$1,848.00
34	Cement Concrete Driveway Entrance Type 1	Sq Yd	172	\$60.00	\$10,320.00	\$70.00	\$12,040.00	\$60.00	\$10,320.00	\$63.00	\$10,836.00	\$86.00	\$14,792.00	\$92.50	\$15,910.00
35	Raised Pavement Marker Type 1	HUND	3	\$600.00	\$1,800.00	\$300.00	\$900.00	\$300.00	\$900.00	\$310.00	\$930.00	\$312.00	\$936.00	\$320.00	\$960.00
36	Raised Pavement Marker Type 2	HUND	1	\$600.00	\$600.00	\$600.00	\$600.00	\$550.00	\$550.00	\$560.00	\$560.00	\$565.00	\$565.00	\$570.00	\$570.00
37	Cement Concrete Sidewalk	Sq Yd	970	\$42.00	\$40,740.00	\$41.00	\$39,770.00	\$50.00	\$48,500.00	\$49.00	\$47,530.00	\$60.00	\$58,200.00	\$59.00	\$57,230.00
38	Cement Conc. Thickened Edge Sidewalk - 1.5' Reveal	Ln Ft	175	\$50.00	\$8,750.00	\$58.00	\$10,150.00	\$36.00	\$6,300.00	\$90.00	\$15,750.00	\$30.00	\$5,250.00	\$108.00	\$18,900.00
39	Cement Conc. Curb Ramp Type Parallel	Ea	3	\$2,300.00	\$6,900.00	\$2,000.00	\$6,000.00	\$1,700.00	\$5,100.00	\$2,400.00	\$7,200.00	\$3,500.00	\$10,500.00	\$2,675.00	\$8,025.00
40	Detectable Warning Surface	Sq Ft	24	\$45.00	\$1,080.00	\$60.00	\$1,440.00	\$28.00	\$672.00	\$50.00	\$1,200.00	\$28.00	\$672.00	\$113.00	\$2,712.00
41	Cluster Box Unit, Type 1	EA	1	\$4,500.00	\$4,500.00	\$3,200.00	\$3,200.00	\$2,800.00	\$2,800.00	\$4,000.00	\$4,000.00	\$3,300.00	\$3,300.00	\$5,000.00	\$5,000.00
42	Illumination System Complete	LS	1	\$155,000.00	\$155,000.00	\$175,000.00	\$175,000.00	\$190,000.00	\$190,000.00	\$191,675.00	\$191,675.00	\$200,000.00	\$200,000.00	\$222,000.00	\$222,000.00
43	Spare Conduit System Complete	LS	1	\$12,000.00	\$12,000.00	\$14,000.00	\$14,000.00	\$14,000.00	\$14,000.00	\$25,000.00	\$25,000.00	\$25,000.00	\$25,000.00	\$13,500.00	\$13,500.00
44	Relocate School Zone Yellow Flashing Light Complete	LS	1	\$3,500.00	\$3,500.00	\$5,000.00	\$5,000.00	\$5,000.00	\$5,000.00	\$7,185.00	\$7,185.00	\$7,000.00	\$7,000.00	\$5,400.00	\$5,400.00
45	Permanent Signing	LS	1	\$1,200.00	\$1,200.00	\$4,400.00	\$4,400.00	\$4,200.00	\$4,200.00	\$5,000.00	\$5,000.00	\$4,400.00	\$4,400.00	\$4,450.00	\$4,450.00
46	Paint Line	Ln Ft	690	\$0.75	\$517.50	\$1.00	\$690.00	\$1.00	\$690.00	\$0.85	\$586.50	\$1.00	\$690.00	\$0.85	\$586.50
47	Painted Wide Line	Ln Ft	1864	\$0.70	\$1,304.80	\$1.00	\$1,864.00	\$1.00	\$1,864.00	\$0.96	\$1,789.44	\$1.00	\$1,864.00	\$1.00	\$1,864.00
48	Plastic Stop Line	Ln Ft	38	\$13.00	\$494.00	\$25.00	\$950.00	\$24.00	\$912.00	\$24.00	\$912.00	\$25.00	\$950.00	\$25.00	\$950.00
49	Plastic Crosswalk Line	Sq Ft	192	\$12.00	\$2,304.00	\$14.00	\$2,688.00	\$13.00	\$2,496.00	\$13.50	\$2,592.00	\$14.00	\$2,688.00	\$14.00	\$2,688.00
50	Painted Traffic Arrow	Ea	2	\$250.00	\$500.00	\$100.00	\$200.00	\$80.00	\$160.00	\$82.00	\$164.00	\$82.00	\$164.00	\$83.00	\$166.00
51	Painted Bicycle Lane Symbol	Ea	3	\$250.00	\$750.00	\$150.00	\$450.00	\$125.00	\$375.00	\$130.00	\$390.00	\$132.00	\$396.00	\$133.00	\$399.00
52	Removing Paint Line	Ln Ft	540	\$0.75	\$405.00	\$2.20	\$1,188.00	\$2.00	\$1,080.00	\$2.15	\$1,161.00	\$2.00	\$1,080.00	\$2.25	\$1,215.00
53	Removing Painted Traffic Marking	Ea	2	\$65.00	\$130.00	\$250.00	\$500.00	\$205.00	\$410.00	\$215.00	\$430.00	\$220.00	\$440.00	\$222.00	\$444.00
TOTAL					\$614,618.80		\$691,171.50		\$743,105.00		\$791,973.94		\$810,699.00		\$842,842.00

Nordvind Company LLC		HCON Incorporated		CCT Construction, Inc.		Tucci & Sons Inc	
Unit Price	Extension	Unit Price	Extension	Unit Price	Extension	Unit Price	Extension
\$69,000.00	\$69,000.00	\$84,000.00	\$84,000.00	\$55,000.00	\$55,000.00	\$117,800.00	\$117,800.00
\$1.00	\$5,000.00	\$1.00	\$5,000.00	\$1.00	\$5,000.00	\$1.00	\$5,000.00
\$17,500.00	\$17,500.00	\$8,200.00	\$8,200.00	\$18,000.00	\$18,000.00	\$14,000.00	\$14,000.00
\$500.00	\$500.00	\$850.00	\$850.00	\$800.00	\$800.00	\$250.00	\$250.00
\$72,000.00	\$72,000.00	\$54,000.00	\$54,000.00	\$18,000.00	\$18,000.00	\$95,000.00	\$95,000.00
\$7,500.00	\$7,500.00	\$8,200.00	\$8,200.00	\$16,500.00	\$16,500.00	\$500.00	\$500.00
\$7,500.00	\$7,500.00	\$35,500.00	\$35,500.00	\$15,000.00	\$15,000.00	\$5,000.00	\$5,000.00
\$2.20	\$6,490.00	\$2.10	\$6,195.00	\$5.00	\$14,750.00	\$3.00	\$8,850.00
\$75.00	\$63,750.00	\$40.00	\$34,000.00	\$95.00	\$80,750.00	\$50.00	\$42,500.00
\$50.00	\$3,750.00	\$37.00	\$2,775.00	\$75.00	\$5,625.00	\$65.00	\$4,875.00
\$10.00	\$2,000.00	\$54.00	\$10,800.00	\$2.25	\$450.00	\$10.00	\$2,000.00
\$15,000.00	\$15,000.00	\$1,000.00	\$1,000.00	\$1,200.00	\$1,200.00	\$250.00	\$250.00
\$1.00	\$2,500.00	\$1.00	\$2,500.00	\$1.00	\$2,500.00	\$1.00	\$2,500.00
\$75.00	\$33,750.00	\$56.00	\$25,200.00	\$98.00	\$44,100.00	\$65.00	\$29,250.00
\$148.75	\$87,762.50	\$153.00	\$90,270.00	\$140.00	\$82,600.00	\$120.00	\$70,800.00
\$312.50	\$6,250.00	\$330.00	\$6,600.00	\$295.00	\$5,900.00	\$350.00	\$7,000.00
\$1.00	\$1,500.00	\$1.00	\$1,500.00	\$1.00	\$1,500.00	\$1.00	\$1,500.00
\$100.00	\$28,000.00	\$115.00	\$32,200.00	\$180.00	\$50,400.00	\$120.00	\$33,600.00
\$75.00	\$4,350.00	\$61.00	\$3,538.00	\$85.00	\$4,930.00	\$140.00	\$8,120.00
\$750.00	\$5,250.00	\$2,700.00	\$18,900.00	\$2,300.00	\$16,100.00	\$2,000.00	\$14,000.00
\$1,000.00	\$7,000.00	\$2,700.00	\$18,900.00	\$2,500.00	\$17,500.00	\$2,200.00	\$15,400.00
\$1.00	\$4,500.00	\$1.00	\$4,500.00	\$1.00	\$4,500.00	\$1.00	\$4,500.00
\$1.00	\$2,500.00	\$1.00	\$2,500.00	\$1.00	\$2,500.00	\$1.00	\$2,500.00
\$1,000.00	\$1,000.00	\$450.00	\$450.00	\$1,800.00	\$1,800.00	\$1,600.00	\$1,600.00
\$1,000.00	\$1,000.00	\$450.00	\$450.00	\$1,100.00	\$1,100.00	\$1,200.00	\$1,200.00
\$100.00	\$500.00	\$62.00	\$310.00	\$100.00	\$500.00	\$100.00	\$500.00
\$1.00	\$2,500.00	\$1.00	\$2,500.00	\$1.00	\$2,500.00	\$1.00	\$2,500.00
\$75.00	\$4,500.00	\$55.00	\$3,300.00	\$120.00	\$7,200.00	\$100.00	\$6,000.00
\$75.00	\$3,000.00	\$50.00	\$2,000.00	\$145.00	\$5,800.00	\$120.00	\$4,800.00
\$8.42	\$3,999.50	\$12.00	\$5,700.00	\$12.00	\$5,700.00	\$10.00	\$4,750.00
\$1.00	\$1,000.00	\$1.00	\$1,000.00	\$1.00	\$1,000.00	\$1.00	\$1,000.00
\$21.56	\$38,182.76	\$31.00	\$54,901.00	\$40.00	\$70,840.00	\$28.00	\$49,588.00
\$39.31	\$1,886.88	\$32.00	\$1,536.00	\$32.00	\$1,536.00	\$28.00	\$1,344.00
\$57.63	\$9,912.36	\$81.00	\$13,932.00	\$82.00	\$14,104.00	\$100.00	\$17,200.00
\$355.00	\$1,065.00	\$715.00	\$2,145.00	\$350.00	\$1,050.00	\$300.00	\$900.00
\$642.50	\$642.50	\$1,050.00	\$1,050.00	\$900.00	\$900.00	\$500.00	\$500.00
\$46.94	\$45,531.80	\$63.00	\$61,110.00	\$71.00	\$68,870.00	\$65.00	\$63,050.00
\$35.00	\$6,125.00	\$85.00	\$14,875.00	\$45.00	\$7,875.00	\$80.00	\$14,000.00
\$1,656.25	\$4,968.75	\$2,200.00	\$6,600.00	\$2,800.00	\$8,400.00	\$1,800.00	\$5,400.00
\$32.50	\$780.00	\$41.00	\$984.00	\$30.00	\$720.00	\$45.00	\$1,080.00
\$5,000.00	\$5,000.00	\$3,500.00	\$3,500.00	\$3,800.00	\$3,800.00	\$5,000.00	\$5,000.00
\$228,185.00	\$228,185.00	\$183,000.00	\$183,000.00	\$190,000.00	\$190,000.00	\$200,000.00	\$200,000.00
\$29,090.00	\$29,090.00	\$23,200.00	\$23,200.00	\$30,000.00	\$30,000.00	\$55,000.00	\$55,000.00
\$8,162.50	\$8,162.50	\$6,530.00	\$6,530.00	\$10,000.00	\$10,000.00	\$10,000.00	\$10,000.00
\$5,000.00	\$5,000.00	\$2,740.00	\$2,740.00	\$8,200.00	\$8,200.00	\$4,000.00	\$4,000.00
\$0.96	\$662.40	\$4.00	\$2,760.00	\$1.75	\$1,207.50	\$0.80	\$552.00
\$1.08	\$2,013.12	\$1.50	\$2,796.00	\$2.00	\$3,728.00	\$0.90	\$1,677.60
\$28.38	\$1,078.44	\$20.00	\$760.00	\$25.00	\$950.00	\$22.00	\$836.00
\$15.55	\$2,985.60	\$17.00	\$3,264.00	\$15.00	\$2,880.00	\$12.00	\$2,304.00
\$93.75	\$187.50	\$400.00	\$800.00	\$200.00	\$400.00	\$75.00	\$150.00
\$150.00	\$450.00	\$275.00	\$825.00	\$200.00	\$600.00	\$100.00	\$300.00
\$2.50	\$1,350.00	\$8.50	\$4,590.00	\$4.00	\$2,160.00	\$1.00	\$540.00
\$250.00	\$500.00	\$400.00	\$800.00	\$300.00	\$600.00	\$50.00	\$100.00
\$864,611.61		\$865,536.00		\$918,025.50		\$941,066.60	



# REQUEST FOR COUNCIL ACTION

<b>DATE ACTION IS REQUESTED:</b> May 1, 2023	<b>TITLE:</b> Motion authorizing award of a construction contract to Puget Paving and Construction, Inc. in the amount of \$367,033.00 plus a five percent contingency for the 2023 Roadway Patching Project.	<b>TYPE OF ACTION:</b> — ORDINANCE — RESOLUTION <u>X</u> MOTION #2023-48
<b>REVIEW:</b> May 1, 2023	<b>ATTACHMENTS:</b> Bid Tabulations Vicinity Map	— OTHER

**SUBMITTED BY:** Paul A. Bucich, P.E., Public Works Engineering Director/ City Engineer

**RECOMMENDATION:** It is recommended that the City Council authorize award of a construction contract to Puget Paving and Construction, Inc. in the amount of \$367,033.00 plus a five percent contingency (\$18,351.65) for the construction of the 2023 Roadway Patching Project, City Project 302.0004.

**DISCUSSION:** This project proposes to repair areas in roadways where the existing asphalt surface has failed. Approximately 23,364 square feet of localized asphalt failures will be repaired through this project. The project includes the necessary street repairs ahead of the 2023 Chip Seal Program and patching at the following locations: Lakewood Dr. SW between 100<sup>th</sup> St. SW and Bridgeport Way, Clara Blvd. SW, 112<sup>th</sup> St SW between Gravelly Lake Dr. and Bridgeport Way SW, 112<sup>th</sup> St. SW between Holden Rd. SW and Butte Dr. SW, Butte Dr. SW between 1112<sup>th</sup> St. SW and Forest Ave. SW, Moreland Ave. SW between Vernon Ave. SW and Alamed Ave. SW, Laurelcrest Ln. SW, Bellwood Dr. SW, Idlewild Rd. SW between 104<sup>th</sup> St. SW and 112<sup>th</sup> St. SW, McChord Dr. SW between I-5 and Bridgeport Way, Chicago Ave. SW, San Francisco Ave. SW between True Ln. SW and Lincoln Ave. SW, and 127<sup>th</sup> St. SW between Addison St. SW and 47<sup>th</sup> Ave. SW.

In addition, the City also bid an Additive Alternate which included the shoulders of Interlaaken between Holly Hedge Lane and the Interlaaken Bridge. Due to lack of available funds in the approved budget and the minimal risk to public safety, the City is not looking to award this additive alternate at this time. We will reevaluate this area in 2024 and look to include it in that year's project.

The City received competitive bids from two (2) contractors, bid tabulations for the project are attached.

**ALTERNATIVE(S):** There is no practical alternative except to reject all bids and re-bid the project. It is unlikely that a re-bid would decrease bids as several contractors known to perform this character of work were notified and opted to not enter a bid.

**FISCAL IMPACT:** This project is funded entirely through the City's 2023/2024 budget: Annual Minor Capital project funds 302.0004, JBLM North Access Improvements project funds 302.0135, 101 maintenance budget, and the 2023 Chip Seal Program Funds 302.0005. The request is within the budgeted amount for the associated projects listed above and does not require additional budget authorization.

\_\_\_\_\_  
Timothy J. Motoh, E.I.T.

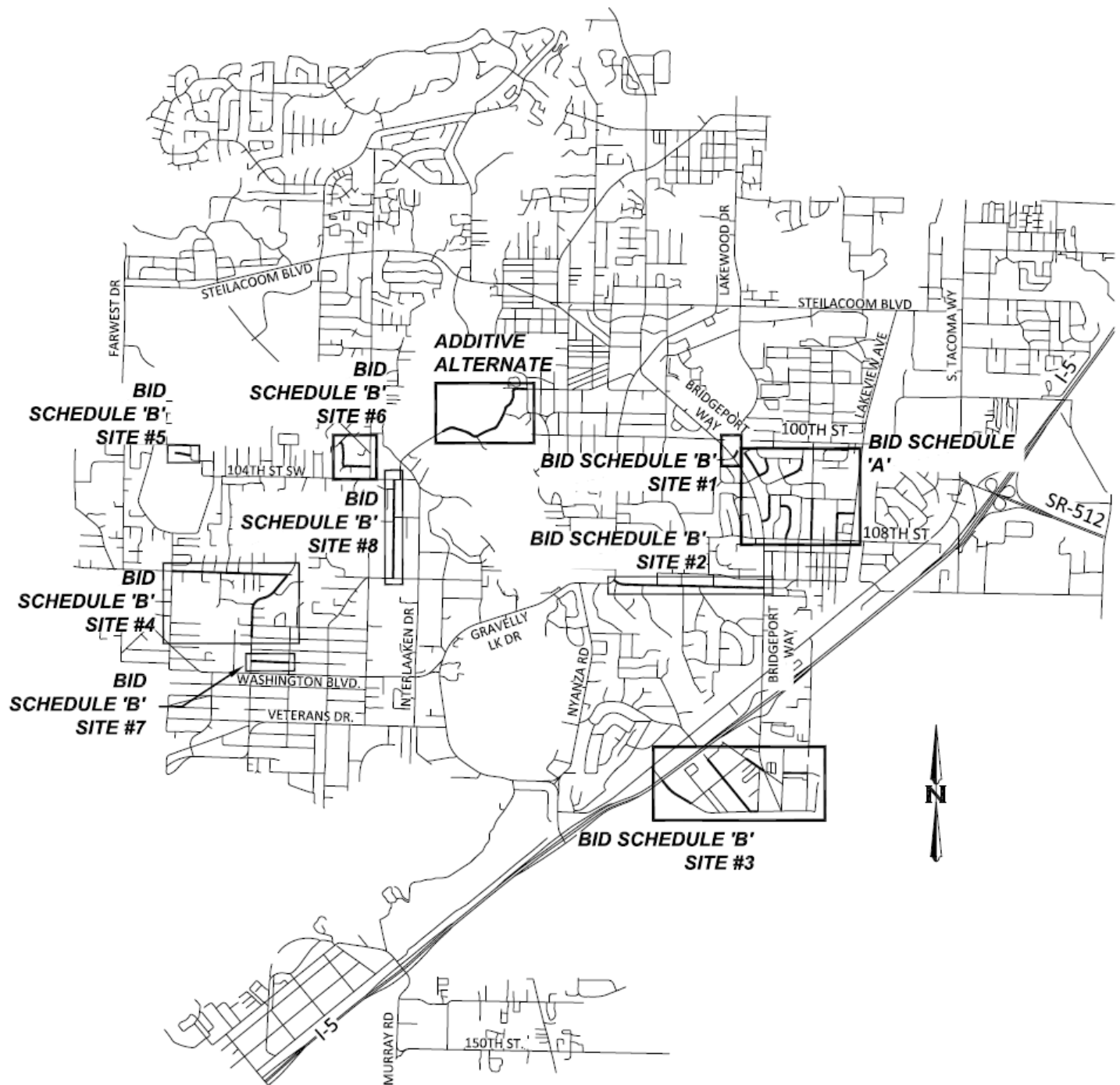
Prepared by

\_\_\_\_\_  
*John F. Campbell*  
City Manager Review

\_\_\_\_\_  
Paul A. Bucich, P.E.

Department Director

# VICINITY MAP



**2023 Pavement Patching (#8433442)**

**Owner: Lakewood WA, City of**

**Solicitor: Lakewood WA, City of**

**04/20/2023 02:00 PM PDT**

					Engineer Estimate		Puget Paving & Construction, Inc		Central Paving, LLC	
	Line Item	Item Description	UofM	Quantity	Unit Price	Extension	Unit Price	Extension	Unit Price	Extension
Schedule A										
	A1	Mobilization	LS	1	\$5,000.00	\$5,000.00	\$1,180.00	\$1,180.00	\$7,200.00	\$7,200.00
	A2	Project Temporary Traffic Control	LS	1	\$20,000.00	\$20,000.00	\$3,450.00	\$3,450.00	\$11,900.00	\$11,900.00
	A3	HMA for Pavement Repair Cl. 1/2" PG 58H-22	Sq Yd	272	\$88.00	\$23,936.00	\$157.00	\$42,704.00	\$105.00	\$28,560.00
Total - Schedule A						\$48,936.00		\$47,334.00		\$47,660.00
Schedule B										
	B1	Mobilization	LS	1	\$26,000.00	\$26,000.00	\$1,125.00	\$1,125.00	\$31,150.00	\$31,150.00
	B2	Project Temporary Traffic Control	LS	1	\$30,000.00	\$30,000.00	\$3,450.00	\$3,450.00	\$51,550.00	\$51,550.00
	B3	Contractor Provided Uniformed Law Enforcement Officer (Min. \$85/Per Hour)	HR	24	\$85.00	\$2,040.00	\$137.00	\$3,288.00	\$162.75	\$3,906.00
	B4	Portable Changeable Message Sign	HR	144	\$7.00	\$1,008.00	\$13.00	\$1,872.00	\$13.25	\$1,908.00
	B5	HMA for Pavement Repair Cl. 1/2" PG 58H-22	Sq Yd	2324	\$95.00	\$220,780.00	\$130.00	\$302,120.00	\$105.00	\$244,020.00
	B6	Painted Lane Line	Ln Ft	325	\$3.00	\$975.00	\$11.00	\$3,575.00	\$10.50	\$3,412.50
	B7	Painted Wide Lane Line	Ln Ft	11	\$3.00	\$33.00	\$50.00	\$550.00	\$47.50	\$522.50
	B8	Plastic Traffic Arrow	Ea	1	\$750.00	\$750.00	\$931.00	\$931.00	\$900.00	\$900.00
	B9	Plastic Traffic Letters	Ea	4	\$500.00	\$2,000.00	\$550.00	\$2,200.00	\$525.00	\$2,100.00
	B10	Temporary Pavement Marking - Short Duration	Ln Ft	336	\$2.00	\$672.00	\$1.75	\$588.00	\$0.50	\$168.00
Total - Schedule B						\$284,258.00		\$319,699.00		\$339,637.00
Base Bid Total (Schedule A + Schedule B):						\$333,194.00		\$367,033.00		\$387,297.00
Additive Alternate - Interlaaaken Drive / Mt. Tacoma Dr.										
	AA-1	Mobilization	LS	1	\$27,000.00	\$27,000.00	\$1,125.00	\$1,125.00	\$9,600.00	\$9,600.00
	AA-2	Project Temporary Traffic Control	LS	1	\$15,000.00	\$15,000.00	\$4,600.00	\$4,600.00	\$16,615.00	\$16,615.00
	AA-3	Portable Changeable Message Sign	HR	144	\$7.00	\$1,008.00	\$13.00	\$1,872.00	\$13.75	\$1,980.00
	AA-4	HMA for Pavement Repair Cl. 1/2" PG	Sq Yd	1235	\$95.00	\$117,325.00	\$86.00	\$106,210.00	\$105.00	\$129,675.00
Total - Additive Alternate 1						\$160,333.00		\$113,807.00		\$157,870.00
Total - Base Bid + Additive Alternate						\$493,527.00		\$480,840.00		\$545,167.00

# REQUEST FOR COUNCIL ACTION

<b>DATE ACTION IS REQUESTED:</b>	<b>TITLE:</b>	<b>TYPE OF ACTION:</b>
May 1, 2023	Motion authorizing award of a construction contract to Sound Pacific Construction, LLC in the amount of \$2,189,403 plus a five percent contingency for the construction of the Angle Lane/Elwood Drive Pedestrian Improvement Project.	<input type="checkbox"/> ORDINANCE
<b>REVIEW:</b>	<b>ATTACHMENTS:</b>	<input type="checkbox"/> RESOLUTION
May 1, 2023	Vicinity Map	<input checked="" type="checkbox"/> MOTION #2023- 49
	Bid Tabulations	<input type="checkbox"/> OTHER

**SUBMITTED BY:** Paul A. Bucich, P.E., Public Works Engineering Director/City Engineer.




**RECOMMENDATION:** It is recommended that the City Council authorize award of a construction contract to Sound Pacific Construction, LLC in the amount of \$2,189,403.00 plus a five percent contingency (\$109,470.15) for the construction of the Angle Lane/Elwood Drive Pedestrian Improvement project, City Project 302.0156 including the Lakewood Water District work.

**DISCUSSION:** Through this project, the City will construct curb gutter and sidewalk on the southwest side of Angle Lane from Hipkins to Elwood, a non-motorized trail on the west side of Elwood Drive between Angle Lane and Steilacoom Blvd and a roundabout at the intersection of 87<sup>th</sup> and Dresden. Improvements include reconstructed pavement along 87<sup>th</sup>, the entrance to Fort Steilacoom Park baseball field parking lot, and Dresden, storm drainage, water main, street lighting, curb, sidewalk and landscaping. All water main work, with the exception of a portion of irrigation main servicing Fort Steilacoom Park that is owned by the City, will be covered by the Interlocal agreement with the Lakewood Water District currently in place. It is anticipated that construction will begin in May, 2023 with completion in August, 2023.

**ALTERNATIVE(S):** The City received 9 bids; attached are the Bid Tabulations for the project. It is not anticipated that rebidding the project would result in lower bids. A discussion on options is included in the Fiscal Impact section below. The apparent low bidder is 6% above the engineers estimate.

**FISCAL IMPACT:** Project 302.0156, Angle Lane/Elwood Drive Pedestrian Improvement – does not have sufficient funding to complete the work within available budget.

(continued on page 2)

	
Prepared by	City/Manager Review
	
Department Director	

**FISCAL IMPACTS (continued from page 1):**

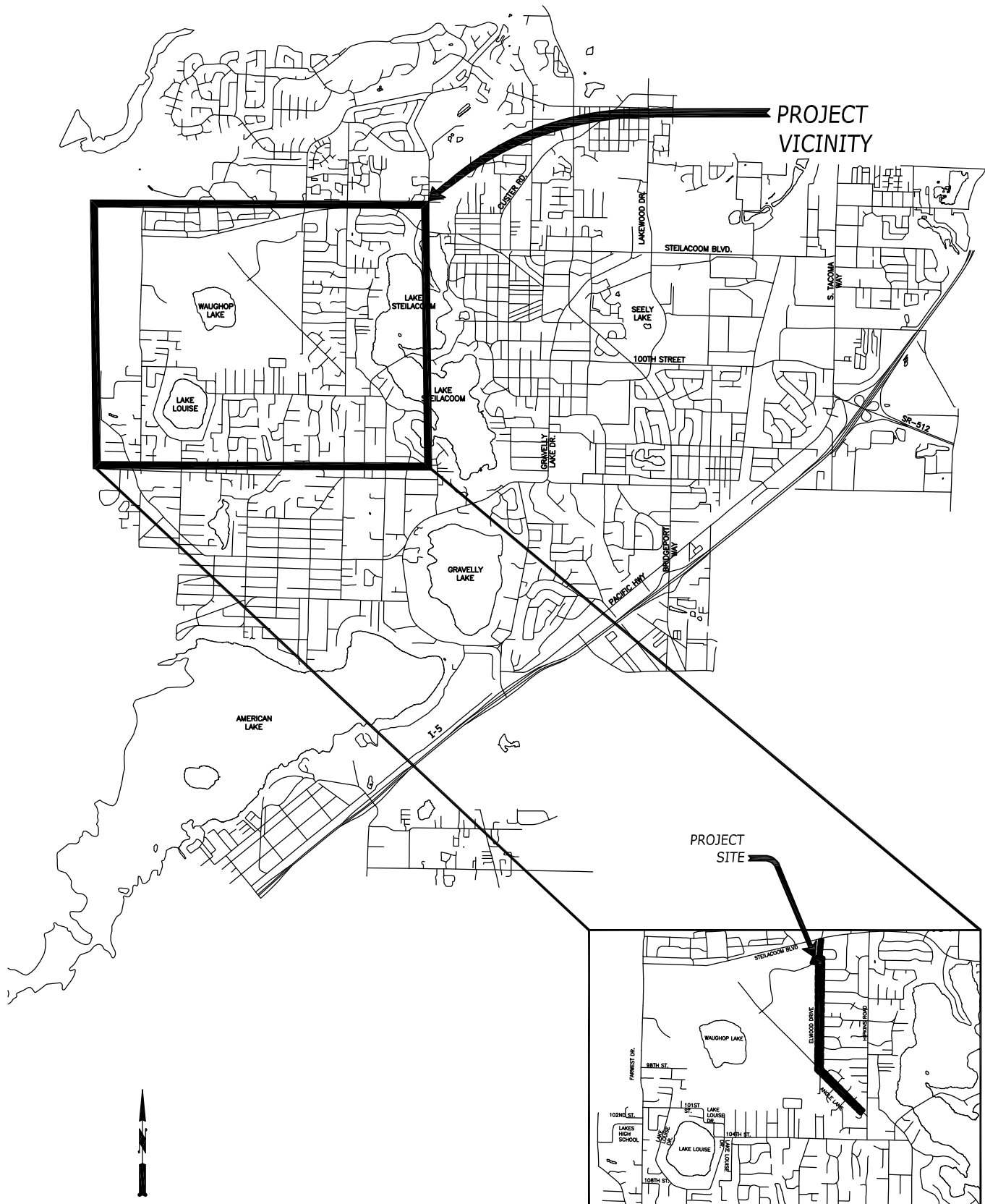
This shortfall is attributable to an increase in overall construction costs as we are experiencing on all recently bid projects and specifically to the following bid items:

- 1) Lighting: the bid item for lighting was high across all bidders.
- 2) Striping: this bid item was high across all bidders.

To address the project funding need, it is recommended that funding be allocated to the project during the Mid-Biennial Budget process based on actual need. The 5% contingency may not be used or fully used thereby reducing the actual needed funding.

<b>Angle Lane/Elwood Drive Pedestrian Improvements</b>		<b>Projected Postbid Budget</b>
<b>Funding Sources</b>		
Transportation Improvement Board Grant (Received in 2022)		\$ 746,000
General Fund		\$ 628,000
REET		\$ 316,241
City of Lakewood Surface Water Management Fund (401)		\$ 220,000
Funding shortfall, Mid-Bi adjustment		\$ 254,619
Lakewood Water District		\$ 238,368
<b>Total Funding Sources</b>		<b>\$ 2,403,228</b>
<b>Expenditures</b>		
Preliminary Engineering		\$ 60,000
City Portion of Construction Contract (including 5% contingency)		\$ 2,059,860
LWD Portion Construction Contract		\$ 238,368
Construction Management		\$ 45,000
<b>Total Expenditures</b>		<b>\$ 2,403,228</b>

# ANGLE LANE/ELWOOD DRIVE PEDESTRIAN IMPROVEMENT VICINITY MAP



# BID TABULATIONS

Angle Lane/Elwood Drive Pedestrian Improvements  
302.0156  
April 25, 2023

Tuesday, April 25, 2023

Note: We hereby certify that these tabulated bids represent  
all bids received and that the additions of all prices shown  
have been checked and corrected.

SCHEDULE A - ROADWAY & STORM				ENGINEER'S ESTIMATE		SOUND PACIFIC		REED TRUCKING		HCON		TUCCI & SONS		R.L. ALIA		PACIFIC CIVIL	
ITEM NO.	DESCRIPTION	QTY	UNIT	UNIT PRICE	AMOUNT	UNIT PRICE	AMOUNT	UNIT PRICE	AMOUNT	UNIT PRICE	AMOUNT	UNIT PRICE	AMOUNT	UNIT PRICE	AMOUNT	UNIT PRICE	AMOUNT
1	Mobilization	1	LS	\$142,000.00	\$142,000.00	\$175,000.00	\$175,000.00	\$170,000.00	\$170,000.00	\$180,000.00	\$180,000.00	\$105,000.00	\$105,000.00	\$200,000.00	\$200,000.00	\$206,300.00	\$206,300.00
2	Minor Change	15,000	FA	\$1.00	\$15,000.00	\$1.00	\$15,000.00	\$1.00	\$15,000.00	\$1.00	\$15,000.00	\$1.00	\$15,000.00	\$1.00	\$15,000.00	\$1.00	\$15,000.00
3	Roadway Surveying	1	LS	\$30,000.00	\$30,000.00	\$33,000.00	\$33,000.00	\$35,000.00	\$35,000.00	\$13,000.00	\$13,000.00	\$30,000.00	\$30,000.00	\$30,000.00	\$30,000.00	\$27,000.00	\$27,000.00
4	SPCC Plan	1	LS	\$1,000.00	\$1,000.00	\$1,000.00	\$1,000.00	\$1,000.00	\$1,000.00	\$800.00	\$800.00	\$250.00	\$250.00	\$1,000.00	\$1,000.00	\$5,000.00	\$5,000.00
5	Project Temporary Traffic Control	1	LS	\$25,000.00	\$25,000.00	\$60,000.00	\$60,000.00	\$35,000.00	\$35,000.00	\$60,000.00	\$60,000.00	\$70,750.00	\$70,750.00	\$90,000.00	\$90,000.00	\$66,000.00	\$66,000.00
6	Clearing and Grubbing	1	LS	\$25,000.00	\$25,000.00	\$61,000.00	\$61,000.00	\$25,000.00	\$25,000.00	\$16,200.00	\$16,200.00	\$56,000.00	\$56,000.00	\$80,000.00	\$80,000.00	\$94,500.00	\$94,500.00
7	Clearing Existing Tree Marked for Saving	6	EA	\$500.00	\$3,000.00	\$2,000.00	\$12,000.00	\$750.00	\$4,500.00	\$500.00	\$3,000.00	\$1,450.00	\$8,700.00	\$500.00	\$3,000.00	\$1,800.00	\$10,800.00
8	Removal of Structures and Obstructions	1	LS	\$10,000.00	\$10,000.00	\$6,500.00	\$6,500.00	\$15,000.00	\$15,000.00	\$41,000.00	\$41,000.00	\$18,000.00	\$18,000.00	\$10,000.00	\$10,000.00	\$21,000.00	\$21,000.00
9	Sawcutting	2,988	LF	\$6.00	\$17,928.00	\$3.00	\$8,964.00	\$5.00	\$14,940.00	\$2.10	\$6,274.80	\$2.00	\$5,976.00	\$4.00	\$11,952.00	\$1.00	\$2,988.00
10	Roadway Excavation	3,750	CY	\$25.00	\$93,750.00	\$20.00	\$75,000.00	\$5.00	\$18,750.00	\$37.00	\$138,750.00	\$30.00	\$112,500.00	\$23.70	\$88,875.00	\$36.00	\$135,000.00
11	Embankment Compaction	3,750	CY	\$5.00	\$18,750.00	\$4.00	\$15,000.00	\$5.00	\$18,750.00	\$5.00	\$18,750.00	\$8.00	\$30,000.00	\$5.00	\$18,750.00	\$7.55	\$28,312.50
12	Shoring or Extra Excavation Class B	1	LS	\$1,000.00	\$1,000.00	\$1,000.00	\$1,000.00	\$1.00	\$1.00	\$1,050.00	\$1,050.00	\$1,000.00	\$1,000.00	\$2,500.00	\$2,500.00	\$2,500.00	\$2,500.00
13	Crushed Surfacing Base Course	2,500	TN	\$45.00	\$112,500.00	\$50.00	\$125,000.00	\$35.00	\$87,500.00	\$35.00	\$87,500.00	\$40.00	\$100,000.00	\$41.60	\$104,000.00	\$24.00	\$60,000.00
14	HMA Cl. 1/2", PG 58 -22	2,300	TN	\$100.00	\$230,000.00	\$101.00	\$232,300.00	\$110.00	\$253,000.00	\$110.00	\$253,000.00	\$105.00	\$241,500.00	\$107.00	\$246,100.00	\$134.00	\$308,200.00
15	Asphalt Cost Price Adjustment	10,000	CALC	\$1.00	\$10,000.00	\$1.00	\$10,000.00	\$1.00	\$10,000.00	\$1.00	\$10,000.00	\$1.00	\$10,000.00	\$1.00	\$10,000.00	\$1.00	\$10,000.00
16	Commercial HMA	20	TN	\$250.00	\$5,000.00	\$205.00	\$4,100.00	\$300.00	\$6,000.00	\$300.00	\$6,000.00	\$200.00	\$4,000.00	\$300.00	\$6,000.00	\$375.00	\$7,500.00
17	Cement Concrete Truck Apron	257	SY	\$100.00	\$25,700.00	\$79.00	\$20,303.00	\$90.00	\$23,130.00	\$77.00	\$19,789.00	\$80.00	\$20,560.00	\$100.00	\$25,700.00	\$97.00	\$24,929.00
18	Corrosion Resistant Dowel Bars	140	EA	\$30.00	\$4,200.00	\$19.00	\$2,660.00	\$40.00	\$5,600.00	\$20.00	\$2,800.00	\$19.50	\$2,730.00	\$40.00	\$5,600.00	\$33.00	\$4,620.00
19	Infiltration Gallery	558	LF	\$90.00	\$50,220.00	\$55.00	\$30,690.00	\$30.00	\$16,740.00	\$56.00	\$31,248.00	\$63.00	\$35,154.00	\$100.00	\$55,800.00	\$78.50	\$43,803.00
20	Schedule A Storm Sewer Pipe, 8-Inch Diam.	194	LF	\$80.00	\$15,520.00	\$38.00	\$7,372.00	\$55.00	\$10,670.00	\$68.00	\$13,192.00	\$120.00	\$23,280.00	\$80.00	\$15,520.00	\$53.50	\$10,379.00
21	Catch Basin Type 1	21	EA	\$1,300.00	\$27,300.00	\$1,900.00	\$39,900.00	\$1,800.00	\$37,800.00	\$1,900.00	\$39,900.00	\$1,900.00	\$39,900.00	\$2,000.00	\$42,000.00	\$2,720.00	\$57,120.00
22	Catch Basin Type 1P w/Down Turned 90	7	EA	\$1,500.00	\$10,500.00	\$2,400.00	\$16,800.00	\$2,250.00	\$15,750.00	\$1,800.00	\$12,600.00	\$2,200.00	\$15,400.00	\$2,400.00	\$16,800.00	\$2,725.00	\$19,075.00
23	Connect to Existing Pipe	3	EA	\$500.00	\$1,500.00	\$400.00	\$1,200.00	\$500.00	\$1,500.00	\$3,800.00	\$11,400.00	\$800.00	\$2,400.00	\$1,200.00	\$3,600.00	\$810.00	\$2,430.00
24	Connection to Existing Catch Basin	7	EA	\$500.00	\$3,500.00	\$450.00	\$3,150.00	\$1,200.00	\$8,400.00	\$1,500.00	\$10,500.00	\$800.00	\$5,600.00	\$1,000.00	\$7,000.00	\$1,090.00	\$7,630.00
25	Install Thru Curb Inlet Casting	1	EA	\$700.00	\$700.00	\$900.00	\$900.00	\$600.00	\$600.00	\$3,000.00	\$3,000.00	\$850.00	\$850.00	\$1,500.00	\$1,500.00	\$1,290.00	\$1,290.00
26	Adjust Catch Basin	12	EA	\$500.00	\$6,000.00	\$900.00	\$10,800.00	\$500.00	\$6,000.00	\$620.00	\$7,440.00	\$500.00	\$6,000.00	\$800.00	\$9,600.00	\$690.00	\$8,280.00
27	Adjust Manhole	3	EA	\$1,000.00	\$3,000.00	\$900.00	\$2,700.00	\$750.00	\$2,250.00	\$450.00	\$1,350.00	\$750.00	\$2,250.00	\$1,200.00	\$3,600.00	\$1,045.00	\$3,135.00
28	Resolution of Utility Conflicts	10,000	FA	\$1.00	\$10,000.00	\$1.00	\$10,000.00	\$1.00	\$10,000.00	\$1.00	\$10,000.00	\$1.00	\$10,000.00	\$1.00	\$10,000.00	\$1.00	\$10,000.00
29	Adjust Valve Box	5	EA	\$500.00	\$2,500.00	\$900.00	\$4,500.00	\$750.00	\$3,750.00	\$220.00	\$1,100.00	\$750.00	\$3,750.00	\$600.00	\$3,000.00	\$745.00	\$3,725.00
30	Erosion/Water Pollution Control	2,000	FA	\$1.00	\$2,000.00	\$1.00	\$2,000.00	\$1.00	\$2,000.00	\$1.00	\$2,000.00	\$1.00	\$2,000.00	\$1.00	\$2,000.00	\$1.00	\$2,000.00
31	Topsoil Type A	1,200	CY	\$40.00	\$48,000.00	\$72.00	\$86,400.00	\$82.00	\$98,400.00	\$65.00	\$78,000.00	\$82.00	\$98,400.00	\$77.00	\$92,400.00	\$76.00	\$91,200.00
32	Seeding, Fertilizing, and Mulching	2	ACRE	\$5,000.00	\$10,000.00	\$5,000.00	\$10,000.00	\$9,000.00	\$18,000.00	\$7,700.00	\$15,400.00	\$8,400.00	\$16,800.00	\$8,500.00	\$17,000.00	\$7,770.00	\$15,540.00
33	Bark Mulch	30	CY	\$100.00	\$3,000.00	\$60.00	\$1,800.00	\$122.00	\$3,660.00	\$95.00	\$2,850.00	\$110.00	\$3,300.00	\$63.00	\$1,890.00	\$102.50	\$3,075.00
34	PSIPE "Quercus Garryana" 10 Gal. (Hand Water)	62	EA	\$500.00	\$31,000.00	\$260.00	\$16,120.00	\$410.00	\$25,420.00	\$425.00	\$26,350.00	\$410.00	\$25,420.00	\$270.00	\$16,740.00	\$378.00	\$23,436.00
35	PSIPE Chamaecyparis Obtusa 'Gracilis' 10 Gal.	4	EA	\$500.00	\$2,000.00	\$350.00	\$1,400.00	\$750.00	\$3,000.00	\$650.00	\$2,600.00	\$670.00	\$2,680.00	\$370.00	\$1,480.00	\$620.00	\$2,480.00
36	PSIPE Oregon Grape 3 Gal.	24	EA	\$40.00	\$960.00	\$72.00	\$1,728.00	\$50.00	\$1,200.00	\$50.00	\$1,200.00	\$45.00	\$1,080.00	\$76.00	\$1,824.00	\$42.00	\$1,008.00
37	PSIPE Viburnum Davidii 3 Gal.	30	EA	\$40.00	\$1,200.00	\$56.00	\$1,680.00	\$82.00	\$2,460.00	\$59.00	\$1,770.00	\$77.00	\$2,310.00	\$59.00	\$1,770.00	\$71.50	\$2,145.00
38	1-1/2" Washed Rock	60	TN	\$90.00	\$5,400.00	\$77.00	\$4,620.00	\$84.00	\$5,040.00	\$80.00	\$4,800.00	\$80.00	\$4,800.00	\$81.00	\$4,860.00	\$74.50	\$4,470.00
39	Irrigation System Complete	1	LS	\$15,000.00	\$15,000.00	\$25,000.00	\$25,000.00	\$18,000.00	\$18,000.00	\$17,400.00	\$17,400.00	\$15,500.00	\$15,500.00	\$23,000.00	\$23,000.00	\$23,080.02	\$23,080.02
40	Cement Concrete Traffic Curb and Gutter	4,750	LF	\$25.00	\$118,750.00	\$25.00	\$118,750.00	\$27.00	\$128,250.00	\$20.00	\$95,000.00	\$23.50	\$111,625.00	\$22.00	\$104,500.00	\$24.30	\$115,425.00
41	Cement Concrete Truck Barrier Curb	155	LF	\$50.00	\$7,750.00	\$53.00	\$8,215.00	\$60.00	\$9,300.00	\$49.00	\$7,595.00	\$54.00	\$8,370.00	\$35.00	\$5,425.00	\$57.00	\$8,835.00
42	Cement Concrete Pedestrian Curb	346	LF	\$30.00	\$10,380.00	\$37.00	\$12,802.00	\$38.00	\$13,148.00	\$31.00	\$10,726.00	\$31.00	\$10,726.00	\$25.00	\$8,650.00	\$30.00	\$10,380.00
43	Roundabout Truck Apron Cem. Conc. Curb and Gutter	234	LF	\$30.00	\$7,020.00	\$42.00	\$9,828.00	\$40.00	\$9,360.00	\$36.00	\$8,424.00	\$40.00	\$9,360.00	\$35.00	\$8,190.00	\$38.00	\$8,892.00
44	Cement Concrete Driveway Entrance Type 1	288	SY	\$50.00	\$14,400.00	\$55.00	\$15,840.00	\$95.00	\$27,360.00	\$47.00	\$13,536.00	\$73.00	\$21,024.00	\$70.00	\$20,160.00	\$88.50	\$25,488.00
45	Cement Concrete Driveway Approach	146	SY	\$60.00	\$8,760.00	\$60.00	\$8,760.00	\$95.00	\$13,870.00	\$47.00	\$6,862.00	\$55.00	\$8,030.00	\$70.00	\$10,220.00	\$88.50	\$12,921.00
46	Raised Pavement Markers Type 2	1	HUND	\$700.00	\$420.00	\$2,100.00	\$1,260.00	\$2,500.00									

SCHEDULE B - WATER MAIN				ENGINEER'S ESTIMATE		SOUND PACIFIC		REED TRUCKING		HCON		TUCCI & SONS		R.L. ALIA		PACIFIC CIVIL	
ITEM NO.	DESCRIPTION	QTY	UNIT	UNIT PRICE	AMOUNT	UNIT PRICE	AMOUNT	UNIT PRICE	AMOUNT	UNIT PRICE	AMOUNT	UNIT PRICE	AMOUNT	UNIT PRICE	AMOUNT	UNIT PRICE	AMOUNT
1	Minor Change	10,000	FA	\$1.00	\$10,000.00	\$1.00	\$10,000.00	\$1.00	\$10,000.00	\$1.00	\$10,000.00	\$1.00	\$10,000.00	\$1.00	\$10,000.00	\$1.00	\$10,000.00
2	Mobilization	1	LS	\$35,000.00	\$35,000.00	\$15,000.00	\$15,000.00	\$10,000.00	\$10,000.00	\$40,000.00	\$40,000.00	\$2,000.00	\$2,000.00	\$30,000.00	\$30,000.00	\$2,500.00	\$2,500.00
3	Potholing	22	EA	\$500.00	\$11,000.00	\$250.00	\$5,500.00	\$300.00	\$6,600.00	\$450.00	\$9,900.00	\$150.00	\$3,300.00	\$400.00	\$8,800.00	\$730.00	\$16,060.00
4	Record Drawings, (Min. Bid \$2000)	1	LS	\$2,000.00	\$2,000.00	\$2,000.00	\$2,000.00	\$2,000.00	\$2,000.00	\$900.00	\$900.00	\$2,000.00	\$2,000.00	\$2,000.00	\$2,000.00	\$1,000.00	\$1,000.00
5	Traffic Control	1	LS	\$10,000.00	\$10,000.00	\$7,000.00	\$7,000.00	\$12,000.00	\$12,000.00	\$25,800.00	\$25,800.00	\$5,000.00	\$5,000.00	\$12,500.00	\$12,500.00	\$1,000.00	\$1,000.00
6	Water Main Surveying	1	LS	\$4,500.00	\$4,500.00	\$2,500.00	\$2,500.00	\$6,000.00	\$6,000.00	\$7,050.00	\$7,050.00	\$2,000.00	\$2,000.00	\$10,000.00	\$10,000.00	\$2,200.00	\$2,200.00
7	Furnish and Install 8 Inch Ductile Iron Water Main	1,136	LF	\$75.00	\$85,200.00	\$55.00	\$62,480.00	\$75.00	\$85,200.00	\$86.00	\$97,696.00	\$90.50	\$102,808.00	\$100.00	\$113,600.00	\$75.50	\$85,768.00
8	Furnish and Install 6 Inch Ductile Iron Water Main	176	LF	\$70.00	\$12,320.00	\$50.00	\$8,800.00	\$75.00	\$13,200.00	\$66.00	\$11,616.00	\$84.00	\$14,784.00	\$90.00	\$15,840.00	\$56.00	\$9,856.00
9	Furnish and Install 8-Inch Gate Valve	9	EA	\$2,000.00	\$18,000.00	\$2,400.00	\$21,600.00	\$2,000.00	\$18,000.00	\$2,200.00	\$19,800.00	\$2,675.00	\$24,075.00	\$2,600.00	\$23,400.00	\$2,780.00	\$25,020.00
10	Furnish and Install 6-Inch Gate Valve	1	EA	\$1,500.00	\$1,500.00	\$1,800.00	\$1,800.00	\$1,500.00	\$1,500.00	\$1,560.00	\$1,560.00	\$1,900.00	\$1,900.00	\$2,100.00	\$2,100.00	\$2,175.00	\$2,175.00
11	Furnish and Install Fire Hydrant Assembly	1	EA	\$7,500.00	\$7,500.00	\$7,500.00	\$7,500.00	\$7,000.00	\$7,000.00	\$9,000.00	\$9,000.00	\$8,800.00	\$8,800.00	\$7,500.00	\$7,500.00	\$8,385.00	\$8,385.00
12	Furnish and Install Combination Air Release/Air Vacuum Val	1	EA	\$4,000.00	\$4,000.00	\$8,000.00	\$8,000.00	\$8,000.00	\$8,000.00	\$8,500.00	\$8,500.00	\$8,850.00	\$8,850.00	\$10,000.00	\$10,000.00	\$8,715.00	\$8,715.00
13	Connection to Existing System	6	EA	\$5,000.00	\$30,000.00	\$2,000.00	\$12,000.00	\$2,500.00	\$15,000.00	\$3,300.00	\$19,800.00	\$4,600.00	\$27,600.00	\$5,000.00	\$30,000.00	\$5,715.00	\$34,290.00
14	Import Trench Backfill and Bedding	61	CY	\$50.00	\$3,050.00	\$70.00	\$4,270.00	\$75.00	\$4,575.00	\$15.00	\$915.00	\$65.00	\$3,965.00	\$40.00	\$2,440.00	\$40.00	\$2,440.00
15	Furnish and Install Ductile Iron Fittings	19	EA	\$400.00	\$7,600.00	\$900.00	\$17,100.00	\$400.00	\$7,600.00	\$610.00	\$11,590.00	\$1.00	\$19.00	\$200.00	\$3,800.00	\$312.00	\$5,928.00
16	1-Inch Irrigation Service	1	EA	\$500.00	\$500.00	\$1,000.00	\$1,000.00	\$1,500.00	\$1,500.00	\$9,050.00	\$9,050.00	\$2,650.00	\$2,650.00	\$4,000.00	\$4,000.00	\$3,500.00	\$3,500.00
17	Reconnect Existing Water Service	4	EA	\$2,000.00	\$8,000.00	\$1,000.00	\$4,000.00	\$1,700.00	\$6,800.00	\$3,366.00	\$13,464.00	\$2,500.00	\$10,000.00	\$2,000.00	\$8,000.00	\$2,080.00	\$8,320.00
18	Trench Excavation Safety System	1	LS	\$1,500.00	\$1,500.00	\$2,500.00	\$2,500.00	\$500.00	\$500.00	\$14.00	\$14.00	\$1,000.00	\$1,000.00	\$1,500.00	\$1,500.00	\$1,500.00	\$1,500.00
19	Compaction Tests	18	EA	\$300.00	\$5,400.00	\$260.00	\$4,680.00	\$150.00	\$2,700.00	\$900.00	\$16,200.00	\$250.00	\$4,500.00	\$100.00	\$1,800.00	\$132.00	\$2,376.00
20	Erosion Control and Water Pollution Prevention	1	LS	\$9,000.00	\$9,000.00	\$1,200.00	\$1,200.00	\$1,000.00	\$1,000.00	\$2,000.00	\$2,000.00	\$1,500.00	\$1,500.00	\$1,000.00	\$1,000.00	\$1,200.00	\$1,200.00
21	Remove, Protect and Reinstall Chainlink Fence	30	LF	\$50.00	\$1,500.00	\$55.00	\$1,650.00	\$100.00	\$3,000.00	\$108.00	\$3,240.00	\$54.00	\$1,620.00	\$75.00	\$2,250.00	\$45.00	\$1,350.00
22	Install 6-Inch Meter Vault	1	LS	\$8,000.00	\$8,000.00	\$12,000.00	\$12,000.00	\$12,000.00	\$12,000.00	\$14,500.00	\$14,500.00	\$37,000.00	\$37,000.00	\$28,000.00	\$28,000.00	\$27,800.00	\$27,800.00
23	Install 6-Inch Double Detector Check Valve Vault	1	LS	\$8,000.00	\$8,000.00	\$6,500.00	\$6,500.00	\$9,500.00	\$9,500.00	\$11,300.00	\$11,300.00	\$23,500.00	\$23,500.00	\$13,000.00	\$13,000.00	\$22,545.00	\$22,545.00
24	Resolution of Utility Conflicts	15,000	FA	\$1.00	\$15,000.00	\$1.00	\$15,000.00	\$1.00	\$15,000.00	\$1.00	\$15,000.00	\$1.00	\$15,000.00	\$1.00	\$15,000.00	\$1.00	\$15,000.00
SCHEUDLE B SUBTOTAL				\$298,570.00		\$234,080.00		\$258,675.00		\$358,895.00		\$313,871.00		\$356,530.00		\$298,928.00	
SCHEDULE B SALES TAX (10.0%)				\$29,857.00		\$23,408.00		\$25,867.50		\$35,889.50		\$31,387.10		\$35,653.00		\$29,892.80	
SCHEDULE B TOTAL				\$328,427.00		\$257,488.00		\$284,542.50		\$394,784.50		\$345,258.10		\$392,183.00		\$328,820.80	

				ENGINEER'S ESTIMATE		SOUND PACIFIC		REED TRUCKING		HCON		TUCCI & SONS		R.L. ALIA		PACIFIC CIVIL	
TOTAL BID				\$2,043,705.00		\$2,189,403.00		\$2,212,836.50		\$2,283,999.30		\$2,288,599.60		\$2,457,183.00		\$2,500,015.32	



# BID TABULATIONS

Angle Lane/Elwood Drive Pedestrian Improvements  
302.0156  
April 25, 2023

Tuesday, April 25, 2023

Note: We hereby certify that these tabulated bids represent all bids received and that the additions of all prices shown have been checked and corrected.

SCHEDULE A - ROADWAY & STORM				ACTIVE		OLSON BROTHERS		CECCANTI	
ITEM NO.	DESCRIPTION	QTY	UNIT	UNIT PRICE	AMOUNT	UNIT PRICE	AMOUNT	UNIT PRICE	AMOUNT
1	Mobilization	1	LS	\$162,308.00	\$162,308.00	\$146,000.00	\$146,000.00	\$272,305.00	\$272,305.00
2	Minor Change	15,000	FA	\$1.00	\$15,000.00	\$1.00	\$15,000.00	\$1.00	\$15,000.00
3	Roadway Surveying	1	LS	\$25,025.00	\$25,025.00	\$24,600.00	\$24,600.00	\$24,820.00	\$24,820.00
4	SPCC Plan	1	LS	\$140.00	\$140.00	\$2,250.00	\$2,250.00	\$1,000.00	\$1,000.00
5	Project Temporary Traffic Control	1	LS	\$100,000.00	\$100,000.00	\$64,000.00	\$64,000.00	\$100,000.00	\$100,000.00
6	Clearing and Grubbing	1	LS	\$100,000.00	\$100,000.00	\$100,000.00	\$100,000.00	\$196,000.00	\$196,000.00
7	Clearing Existing Tree Marked for Saving	6	EA	\$2,308.00	\$13,848.00	\$3,075.00	\$18,450.00	\$1,400.00	\$8,400.00
8	Removal of Structures and Obstructions	1	LS	\$53,225.00	\$53,225.00	\$50,000.00	\$50,000.00	\$33,935.00	\$33,935.00
9	Sawcutting	2,988	LF	\$5.50	\$16,434.00	\$7.75	\$23,157.00	\$4.00	\$11,952.00
10	Roadway Excavation	3,750	CY	\$30.50	\$114,375.00	\$30.20	\$113,250.00	\$44.00	\$165,000.00
11	Embankment Compaction	3,750	CY	\$14.50	\$54,375.00	\$13.40	\$50,250.00	\$9.00	\$33,750.00
12	Shoring or Extra Excavation Class B	1	LS	\$280.00	\$280.00	\$8,000.00	\$8,000.00	\$1,500.00	\$1,500.00
13	Crushed Surfacing Base Course	2,500	TN	\$44.00	\$110,000.00	\$72.75	\$181,875.00	\$36.00	\$90,000.00
14	HMA CI, 1/2", PG 58 -22	2,300	TN	\$123.00	\$282,900.00	\$109.00	\$250,700.00	\$110.00	\$253,000.00
15	Asphalt Cost Price Adjustment	10,000	CALC	\$1.00	\$10,000.00	\$1.00	\$10,000.00	\$1.00	\$10,000.00
16	Commercial HMA	20	TN	\$280.00	\$5,600.00	\$220.00	\$4,400.00	\$221.00	\$4,420.00
17	Cement Concrete Truck Apron	257	SY	\$78.00	\$20,046.00	\$77.00	\$19,789.00	\$78.00	\$20,046.00
18	Corrosion Resistant Dowel Bars	140	EA	\$20.00	\$2,800.00	\$20.00	\$2,800.00	\$19.00	\$2,660.00
19	Infiltration Gallery	558	LF	\$83.00	\$46,314.00	\$71.00	\$39,618.00	\$82.00	\$45,756.00
20	Schedule A Storm Sewer Pipe, 8-Inch Diam.	194	LF	\$88.00	\$17,072.00	\$108.00	\$20,952.00	\$68.00	\$13,192.00
21	Catch Basin Type 1	21	EA	\$1,907.00	\$40,047.00	\$1,640.00	\$34,440.00	\$1,800.00	\$37,800.00
22	Catch Basin Type 1P w/Down Turned 90	7	EA	\$2,350.00	\$16,450.00	\$1,785.00	\$12,495.00	\$1,800.00	\$12,600.00
23	Connect to Existing Pipe	3	EA	\$912.00	\$2,736.00	\$1,400.00	\$4,200.00	\$2,350.00	\$7,050.00
24	Connection to Existing Catch Basin	7	EA	\$828.00	\$5,796.00	\$1,400.00	\$9,800.00	\$1,200.00	\$8,400.00
25	Install Thru Curb Inlet Casting	1	EA	\$1,425.00	\$1,425.00	\$1,000.00	\$1,000.00	\$1,800.00	\$1,800.00
26	Adjust Catch Basin	12	EA	\$363.00	\$4,356.00	\$690.00	\$8,280.00	\$665.00	\$7,980.00
27	Adjust Manhole	3	EA	\$888.00	\$2,664.00	\$880.00	\$2,640.00	\$830.00	\$2,490.00
28	Resolution of Utility Conflicts	10,000	FA	\$1.00	\$10,000.00	\$1.00	\$10,000.00	\$1.00	\$10,000.00
29	Adjust Valve Box	5	EA	\$571.00	\$2,855.00	\$600.00	\$3,000.00	\$610.00	\$3,050.00
30	Erosion/Water Pollution Control	2,000	FA	\$1.00	\$2,000.00	\$1.00	\$2,000.00	\$1.00	\$2,000.00
31	Topsoil Type A	1,200	CY	\$102.50	\$123,000.00	\$83.50	\$100,200.00	\$84.00	\$100,800.00
32	Seeding, Fertilizing, and Mulching	2	ACRE	\$8,611.00	\$17,222.00	\$8,600.00	\$17,200.00	\$8,605.00	\$17,210.00
33	Bark Mulch	30	CY	\$113.50	\$3,405.00	\$112.00	\$3,360.00	\$113.00	\$3,390.00
34	PSIPE 'Quercus Garryana' 10 Gal. (Hand Water)	62	EA	\$419.00	\$25,978.00	\$415.00	\$25,730.00	\$418.00	\$25,916.00
35	PSIPE Chamaecyparis Obtusa 'Gracilis' 10 Gal.	4	EA	\$688.00	\$2,752.00	\$680.00	\$2,720.00	\$686.00	\$2,744.00
36	PSIPE Oregon Grape 3 Gal.	24	EA	\$47.00	\$1,128.00	\$46.00	\$1,104.00	\$46.00	\$1,104.00
37	PSIPE Viburnum Davidii 3 Gal.	30	EA	\$80.00	\$2,400.00	\$79.00	\$2,370.00	\$79.00	\$2,370.00
38	1-1/2" Washed Rock	60	TN	\$87.00	\$5,220.00	\$82.00	\$4,920.00	\$82.00	\$4,920.00
39	Irrigation System Complete	1	LS	\$15,950.00	\$15,950.00	\$15,700.00	\$15,700.00	\$15,810.00	\$15,810.00
40	Cement Concrete Traffic Curb and Gutter	4,750	LF	\$25.00	\$118,750.00	\$19.50	\$92,625.00	\$19.00	\$90,250.00
41	Cement Concrete Truck Barrier Curb	155	LF	\$60.00	\$9,300.00	\$49.00	\$7,595.00	\$49.00	\$7,595.00
42	Cement Concrete Pedestrian Curb	346	LF	\$32.00	\$11,072.00	\$32.00	\$11,072.00	\$32.00	\$11,072.00
43	Roundabout Truck Apron Cem. Conc. Curb and Gutter	234	LF	\$47.00	\$10,998.00	\$37.00	\$8,658.00	\$37.00	\$8,658.00
44	Cement Concrete Driveway Entrance Type 1	288	SY	\$70.00	\$20,160.00	\$48.00	\$13,824.00	\$48.00	\$13,824.00
45	Cement Concrete Driveway Approach	146	SY	\$70.00	\$10,220.00	\$48.00	\$7,008.00	\$48.00	\$7,008.00
46	Raised Pavement Markers Type 2	1	HUND	\$2,222.00	\$1,333.20	\$880.00	\$528.00	\$2,000.00	\$1,200.00
47	Monument Case and Cover	8	EA	\$3,890.00	\$31,120.00	\$500.00	\$4,000.00	\$3,400.00	\$27,200.00
48	Cement Concrete Sidewalk	1,920	SY	\$52.50	\$100,800.00	\$38.50	\$73,920.00	\$38.00	\$72,960.00
49	Cement Concrete Curb Ramp Type Single Direction	8	EA	\$1,500.00	\$12,000.00	\$1,100.00	\$8,800.00	\$1,000.00	\$8,000.00
50	Cement Concrete Curb Ramp Type Parallel	7	EA	\$1,500.00	\$10,500.00	\$1,000.00	\$7,000.00	\$1,000.00	\$7,000.00
51	Detectable Warning Surface (Cast Iron)	352	SF	\$47.00	\$16,544.00	\$35.00	\$12,320.00	\$35.00	\$12,320.00
52	Mailbox Support Type 1	3	EA	\$858.00	\$2,574.00	\$1,500.00	\$4,500.00	\$1,660.00	\$4,980.00
53	Illumination System Complete	1	LS	\$342,700.00	\$342,700.00	\$340,000.00	\$340,000.00	\$342,300.00	\$342,300.00
54	Spare Conduit System Complete	1	LS	\$6,000.00	\$6,000.00	\$5,930.00	\$5,930.00	\$5,900.00	\$5,900.00
55	Radar Feedback Sign Power Complete	1	LS	\$15,000.00	\$15,000.00	\$15,000.00	\$15,000.00	\$14,000.00	\$14,000.00
56	Permanent Signing	1	LS	\$35,465.00	\$35,465.00	\$20,550.00	\$20,550.00	\$32,000.00	\$32,000.00
57	Painted Wide Line	310	LF	\$5.50	\$1,705.00	\$1.65	\$511.50	\$5.00	\$1,550.00
58	Profiled Plastic Line	4,980	LF	\$7.25	\$36,105.00	\$4.50	\$22,410.00	\$7.00	\$34,860.00
59	Plastic Wide Line	590	LF	\$11.00	\$6,490.00	\$8.50	\$5,015.00	\$11.00	\$6,490.00
60	Painted Traffic Arrow	4	EA	\$194.00	\$776.00	\$550.00	\$2,200.00	\$193.00	\$772.00
61	Plastic Traffic Arrow	5	EA	\$305.00	\$1,525.00	\$1,540.00	\$7,700.00	\$304.00	\$1,520.00
62	Plastic Traffic Letter	12	EA	\$195.00	\$2,340.00	\$1,400.00	\$16,800.00	\$193.00	\$2,316.00
63	Plastic Speed Bump Symbol	8	EA	\$388.00	\$3,104.00	\$1,430.00	\$11,440.00	\$387.00	\$3,096.00
64	Plastic Crosswalk Line	640	SF	\$22.00	\$14,080.00	\$16.50	\$10,560.00	\$22.00	\$14,080.00
65	Plastic Yield Symbol	16	EA	\$166.00	\$2,656.00	\$2,000.00	\$32,000.00	\$166.00	\$2,656.00
66	Tree Barricade	3	EA	\$1,400.00	\$4,200.00	\$6,000.00	\$18,000.00	\$2,200.00	\$6,600.00
67	Gate System Complete	1	LS	\$2,800.00	\$2,800.00	\$43,700.00	\$43,700.00	\$66,580.00	\$66,580.00
SCHEDULE A TOTAL				\$2,265,443.20		\$2,209,916.50		\$2,376,957.00	

SCHEDULE B - WATER MAIN				ACTIVE		OLSON BROTHERS		CECCANTI	
ITEM NO.	DESCRIPTION	QTY	UNIT	UNIT PRICE	AMOUNT	UNIT PRICE	AMOUNT	UNIT PRICE	AMOUNT
1	Minor Change	10,000	FA	\$1.00	\$10,000.00	\$1.00	\$10,000.00	\$1.00	\$10,000.00
2	Mobilization	1	LS	\$2,400.00	\$2,400.00	\$6,300.00	\$6,300.00	\$4,200.00	\$4,200.00
3	Potholing	22	EA	\$656.00	\$14,432.00	\$580.00	\$12,760.00	\$610.00	\$13,420.00
4	Record Drawings, (Min. Bid \$2000)	1	LS	\$2,000.00	\$2,000.00	\$22,000.00	\$22,000.00	\$2,000.00	\$2,000.00
5	Traffic Control	1	LS	\$9,000.00	\$9,000.00	\$36,240.00	\$36,240.00	\$18,000.00	\$18,000.00
6	Water Main Surveying	1	LS	\$3,900.00	\$3,900.00	\$3,850.00	\$3,850.00	\$4,000.00	\$4,000.00
7	Furnish and Install 8 Inch Ductile Iron Water Main	1,136	LF	\$76.50	\$86,904.00	\$77.50	\$88,040.00	\$111.00	\$126,096.00
8	Furnish and Install 6 Inch Ductile Iron Water Main	176	LF	\$84.50	\$14,872.00	\$91.50	\$16,104.00	\$115.00	\$20,240.00
9	Furnish and Install 8-Inch Gate Valve	9	EA	\$2,650.00	\$23,850.00	\$2,330.00	\$20,970.00	\$2,405.00	\$21,645.00
10	Furnish and Install 6-Inch Gate Valve	1	EA	\$2,185.00	\$2,185.00	\$1,700.00	\$1,700.00	\$1,670.00	\$1,670.00
11	Furnish and Install Fire Hydrant Assembly	1	EA	\$8,393.00	\$8,393.00	\$7,600.00	\$7,600.00	\$8,300.00	\$8,300.00
12	Furnish and Install Combination Air Release/Air Vacuum Valve	1	EA	\$7,890.00	\$7,890.00	\$6,800.00	\$6,800.00	\$11,258.00	\$11,258.00
13	Connection to Existing System	6	EA	\$4,800.00	\$28,800.00	\$3,830.00	\$22,980.00	\$2,315.00	\$13,890.00
14	Import Trench Backfill and Bedding	61	CY	\$134.00	\$8,174.00	\$151.50	\$9,241.50	\$60.00	\$3,660.00
15	Furnish and Install Ductile Iron Fittings	19	EA	\$417.00	\$7,923.00	\$400.00	\$7,600.00	\$290.00	\$5,510.00
16	1-Inch Irrigation Service	1	EA	\$2,300.00	\$2,300.00	\$1,250.00	\$1,250.00	\$2,800.00	\$2,800.00
17	Reconnect Existing Water Service	4	EA	\$1,900.00	\$7,600.00	\$6,000.00	\$24,000.00	\$1,800.00	\$7,200.00
18	Trench Excavation Safety System	1	LS	\$275.00	\$275.00	\$3,400.00	\$3,400.00	\$1,500.00	\$1,500.00
19	Compaction Tests	18	EA	\$800.00	\$14,400.00	\$385.00	\$6,930.00	\$553.00	\$9,954.00
20	Erosion Control and Water Pollution Prevention	1	LS	\$8,270.00	\$8,270.00	\$5,500.00	\$5,500.00	\$3,200.00	\$3,200.00
21	Remove, Protect and Reinstall Chainlink Fence	30	LF	\$46.00	\$1,380.00	\$90.00	\$2,700.00	\$110.00	\$3,300.00
22	Install 6-Inch Meter Vault	1	LS	\$11,650.00	\$11,650.00	\$14,400.00	\$14,400.00	\$28,200.00	\$28,200.00
23	Install 6-Inch Double Detector Check Valve Vault	1	LS	\$12,180.00	\$12,180.00	\$15,800.00	\$15,800.00	\$25,000.00	\$25,000.00
24	Resolution of Utility Conflicts	15,000	FA	\$1.00	\$15,000.00	\$1.00	\$15,000.00	\$1.00	\$15,000.00
SCHEUDLE B SUBTOTAL				\$303,778.00		\$361,165.50		\$360,043.00	
SCHEDULE B SALES TAX (10.0%)				\$30,377.80		\$36,116.55		\$36,004.30	
SCHEDULE B TOTAL				\$334,155.80		\$397,282.05		\$396,047.30	

				ACTIVE	OLSON BROTHERS	CECCANTI
	TOTAL BID			\$2,599,599.00	\$2,607,198.55	\$2,773,004.30

# REQUEST FOR COUNCIL ACTION

<b>DATE ACTION IS REQUESTED:</b> May 1, 2023	<b>TITLE:</b> 2022 Transportation Benefit District Annual Report	<b>TYPE OF ACTION:</b>  ORDINANCE NO.  RESOLUTION NO.  <u>X</u> MOTION 2023-50  OTHER
<b>REVIEW:</b> April 24, 2023	<b>ATTACHMENTS:</b> <ul style="list-style-type: none"><li>• 2022 TBD Annual Report</li></ul>	

**SUBMITTED BY:** Tho Kraus, Deputy City Manager

**RECOMMENDATION:**


It is recommended that the City Council approve the 2022 Transportation Benefit District Annual Report.

**DISCUSSION:**

RCW 36.73.160(2) requires Transportation Benefit Districts to issue a separate annual transportation improvement report detailing the district revenues, expenditures and status of all projects, including cost and construction schedules. The report must be made to the public and newspapers of record in the district. The attached report satisfies the requirements of state law.

**ALTERNATIVE(S):** The City Council may deny approval and provide direction for changes to the report.

**FISCAL IMPACT:** N/A

Tho Kraus _____ Department Director	 _____ City Manager Review
---	--



To: Mayor and City Councilmembers  
From: Tho Kraus, Deputy City Manager  
Through: John J. Caulfield, City Manager  
Date: April 24, 2023  
Subject: City of Lakewood Transportation Benefit District 2022 Annual Report

### Report Purpose

This report provides information on the status of the City of Lakewood Transportation Benefit District ("District") and fulfills the requirements of the State of Washington and the District for an annual report. Below are excerpts from the relevant state law and local documents.

RCW 36.73.160(2): A district shall issue an annual report, indicating the status of transportation improvement costs, transportation improvement expenditures, revenues, and construction schedules, to the public and to newspapers of record in the district.

### Previous Action taken by the City Council

- Adopted the TBD Annual Report for FY 2021 on May 2, 2022 (Reviewed at April 25, 2022 Study Session)

### Transportation Benefit District Financial Summary

The following table provides a summary of the Transportation Benefit District Fund for fiscal year 2022.

<b>Fund 103 Transportation Benefit District</b>	<b>2022 Budget</b>	<b>2022 Actual</b>
Revenues:		
\$20 Vehicle License Fee	\$ 835,000	\$ 851,401
Interest Earnings	-	16,315
<b>Total Revenues</b>	<b>\$ 835,000</b>	<b>\$ 867,716</b>
Expenditures:		
302.0004 Minor Capital & Major Maintenance	260,000	260,000
302.0005 Chip Seal Program - Local Access Roads	380,000	380,000
302.0083 Sidewalks: Hipkins Rd - Steilacoom Blvd to 104th	364,000	364,000
302.0142 Streets: Ardmore/Whitman/93rd	1,354,000	1,354,000
<b>Total Expenditures</b>	<b>\$ 2,358,000</b>	<b>\$ 2,358,000</b>
<b>Beginning Fund Balance, January 1</b>	<b>\$ 1,581,424</b>	<b>\$ 1,581,424</b>
<b>Ending Fund Balance, December 31</b>	<b>\$ 58,424</b>	<b>\$ 91,140</b>

*Note – The Washington State Department of Licensing (DOL) collects the fees and distributes the net proceeds to the City on a monthly basis. DOL automatically deducts one percent (1%) of the \$20 fee at the time of collection for administration and collections expenses incurred. The administration fee is the maximum amount permitted by RCW 82.80.140.*

## TBD Funded Projects – Revenues, Expenditures & Construction Schedules

The following is an update of TBD funded projects in 2022.

### 302.0004 Minor Capital & Major Maintenance

302.0004 Minor Capital & Major Maintenance	2022 Actual
Revenues:	
General Fund	\$ 150,000
TBD \$20 Vehicle License Fee	260,000
<b>Total Revenues</b>	<b>\$ 410,000</b>
Expenditures:	
Capital	472,738
<b>Total Expenditures</b>	<b>\$ 472,738</b>
<b>Beginning Fund Balance, January 1</b>	<b>\$ 175,587</b>
<b>Ending Fund Balance, December 31</b>	<b>\$ 112,849</b>

**Note:**

*Project balance of \$112,849 is included in the 2023 carry forward budget adjustment to provide additional resources to the 2023 minor capital and major maintenance program.*

In 2022, TBD funds were used to assist with pavement patching across the City. Approximately 2,000 square yards of patching was completed.

#### Nyanza Park Drive - Before & After Pavement Patching:





## 02.0005 Chip Seal Program - Local Access Roads

<b>302.0005</b>	
<b>Chip Seal Program - Local Access Roads</b>	<b>2022 Actual</b>
Revenues:	
TBD \$20 Vehicle License Fee	380,000
<b>Total Revenues</b>	<b>\$ 380,000</b>
Expenditure:	
Capital	428,603
<b>Total Expenditures</b>	<b>\$ 428,603</b>
<b>Beginning Fund Balance, January 1</b>	<b>\$ 247,367</b>
<b>Ending Fund Balance, December 31</b>	<b>\$ 198,764</b>

**Note:**

*Project balance of \$198,764 is included in the 2023 carry forward budget adjustment to provide additional resources to the 2023 chip seal program.*

In 2022, TBD funds were used to hip seal and fog seal roadway around Lake Louise and 107<sup>th</sup> ST SW.

### **107<sup>th</sup> & Lake Louise – Before & After Chip Seal:**



**302.0083 Sidewalks: Hipkins Road - Steilacoom Blvd to 104th**

<b>302.0083</b>	
<b>Sidewalks: Hipkins Rd - Steilacoom Blvd to 104th</b>	<b>2022</b>
Revenues:	
TBD \$20 Vehicle License Fee	\$ 364,000
Real Estate Excise Tax	669,000
<b>Total Revenues</b>	<b>\$ 1,033,000</b>
Expenditures:	
Capital	50,950
<b>Total Expenditures</b>	<b>\$ 50,950</b>
<b>Beginning Fund Balance, January 1</b>	<b>\$ -</b>
<b>Ending Fund Balance, December 31</b>	<b>\$ 982,050</b>

This is a TBD bond funded project. Design is at 60% and is expected to be complete in 2023 once full property acquisition is completed for the proposed roundabout at North Way.

**302.0142 Ardmore/Whitman/93<sup>rd</sup> St**

<b>302.0142</b>	
<b>Streets: Ardmore/Whitman/93rd St</b>	<b>2022</b>
Revenues:	
TBD \$20 Vehicle License Fee	\$ 1,354,000
Real Estate Excise Tax	2,021,000
<b>Total Revenues</b>	<b>\$ 3,375,000</b>
Expenditures:	
Capital	134,119
<b>Total Expenditures</b>	<b>\$ 134,119</b>
<b>Beginning Fund Balance, January 1</b>	<b>\$ -</b>
<b>Ending Fund Balance, December 31</b>	<b>\$ 3,240,881</b>

Design was completed in 2022 and construction is planned in 2023.



**PLANNING COMMISSION  
MEETING MINUTES  
April 5, 2023  
Hybrid In-Person/Virtual Meeting via ZOOM  
6000 Main Street SW, Lakewood, WA**

**Call to Order**

Mr. Robert Estrada, Chair pro tem, called the hybrid ZOOM meeting to order at 6:34 p.m.

**Roll Call**

Planning Commission Members Present: Don Daniels, Chair; and Ryan Pearson, Vice-Chair; Robert Estrada, Paul Wagemann, Brian Parsons and Linn Larsen

Planning Commission Members Excused: None

Commission Members Absent: Phillip Combs

Staff Present: Dave Bugher, Community Development Director and Assistant City Manager; Tiffany Speir, Long Range & Strategic Planning Manager; and Karen Devereaux, Administrative Assistant

Council Liaison: Paul Bocchi (present via ZOOM)

**Approval of Minutes**

**The minutes of the meeting held on March 15, 2023 were approved as written by voice vote M/S/C Wagemann/Larsen. The motion carried unanimously, 6-0.**

**Agenda Updates**

None

**Public Comments**

Dr. Paul Whittaker, Lakewood Racquet Club, originally requested rezoning the property from Mixed Residential (MR)/Mixed Residential 1 (MR1) to Open Space & Recreation (OSR) / Open Space & Recreation 2 (OSR2); now is changing the request to Neighborhood Commercial 1 (NC1) to allow for more indoor courts.

Naomi See, had submitted written comments via email and wanted to confirm they were received and would be recorded as part of the public hearing. (Her written comments were recorded and forwarded to the Commissioners).

**Public Hearings**

*Proposed 2023 Comprehensive Plan Amendments*

Ms. Tiffany Speir gave a brief background on each of the nine (2023-01 through 2023-09) proposed amendments being considered before Mr. Don Daniels, Chair, opened the floor for public comment.

Dr. Paul Whittaker, Lakewood Racquet Club, spoke regarding proposed amendment 2023-03 requested to have his written comments from his earlier testimony recorded as part of the public hearing. (His written comments were recorded and forwarded to the Commissioners).

Bill Parretta, architect for the Lakewood Racquet Club, spoke regarding proposed amendment 2023-03 and believes NC1 is a perfect fit for the parcel which exceeds the OS2 allowances, with 70% more impervious surface. (A sketch was provided to Commissioners).

Ken Enslow, Lakewood Racquet Club volunteer, spoke regarding proposed amendment 2023-03 describing the many activities and residents who use the club and support the expansion explaining they need the NC1 zoning to move forward.



Kerry Hills, spoke in opposition regarding proposed amendment 2023-05 stating emergency shelters should not be allowed in residential neighborhoods suggesting the facilities be kept in the business districts.

Ms. Faaluaina Pritchard, Executive Director, Asian Pacific Cultural Center, spoke regarding proposed amendment 2023-05 in favor of changing language to the proposed '23CPA 2023-05 to eliminate the ½ mile separation on requirements as well as removing "high barrier" requirements. Ms. Pritchard believes both services of housing and treatment should be allowed in the facilities. 2023-05

Matthew Sweeney, attorney representing developer Claude Remy, spoke in favor of proposed amendment 2023-02 and rezoning the additional 18 parcels for redevelopment.

Sharon Lee, Executive Director of Low-Income Housing Institute (LIHI), spoke in opposition of Comprehensive Plan Amendment 2023-05 which she stated discriminated against specific groups of people in need of permanent supportive housing.

Mr. Jon Grant, LIHI Chief Strategy Officer, spoke in opposition of Comprehensive Plan Amendment 2023-05 stating the draft language of proposed permanent supportive housing and transitional housing, emergency housing and emergency shelters within specific zones in the city currently has language that creates conflicting conditions on types of activities by residents that would make the facilities a high-barrier situation

Mr. John Brown, LIHI Program Manager, spoke in support of revised language for the proposed '23CPA 2023-05 to support low-barrier operating facilities.

Ms. Amanda DeShazo, Affordable Housing Consortium, spoke in opposition of Comprehensive Plan Amendment 2023-05 urging the City to remove conditional use requirements causing high barriers to facilities.

Ms. Jen Hutchins, LASA spoke in opposition of Comprehensive Plan Amendment 2023-05 and the requirement for a special needs housing conditional use permit.

For the record, Ms. Speir read the names of those who submitted written public comment via email prior to the meeting to include Lorne Coody, Barris Harms, Cynda Jahner, Laura Kinard, Allison Reynolds, Naomi See, and Theresa Tanoury. These documents were forwarded to Commissioners.

The public hearing was left open through the April 19 Planning Commission meeting.

### **Unfinished Business**

None

### **New Business**

#### Results from Public Outreach regarding Lakewood Climate Change Implementation Plan

Ms. Tiffany Speir shared that in the beginning the City's Energy & Climate Change Chapter and Implementation Plan were mostly developed internally without a lot of citizen input. A steering committee had been created for the 2024 Periodic Review process that had met twice to date and was currently focused on providing feedback on the Lakewood climate change policies and implementation plan. Additional information would be to be shared with the Commission once the steering committee developed its recommendations on the climate change implementation plan.

### Report from Council Liaison

No updates given by Councilmember Mr. Paul Bocchi.

### Reports from Commission Members and Staff

Ms. Speir reviewed the upcoming meetings schedule with commissioners:

April 19:	Continue Public Hearing and Discussion
May 3:	Planning Commission Discussion and Action on Recommendation to City Council
May 22:	City Council Introduction
June 5:	City Council Public Hearing
June 20:	City Council Action

Commissioners discussed the Joint Council Meeting held March 27, 2023. Members stated Mr. Estrada did a great job as Chair pro tem in representing the Commission.

It was noted that Councilmember Mr. Michael Brandstetter offered an extension of term for an additional year to the five commissioners whose terms expire in December 2023; Mr. Don Daniels, Mr. Ryan Pearson, Mr. Paul Wagemann, Mr. Brian Parsons, and Mr. Robert Estrada. Mr. Don Daniels, Chair encouraged those members to reapply and continue serving with the Planning Commission.

**The Next Regular Meeting** would be held as a hybrid in-person/ZOOM meeting on Wednesday, April 19, 2023.

**Meeting Adjourned** at 7:46 p.m.

  
Don Daniels, Chair  
Planning Commission 04/19/2023

  
Karen Devereaux, Recording Secretary  
Planning Commission 04/19/2023



To: Mayor and City Councilmembers  
From: Tho Kraus, Deputy City Manager  
Through: John J. Caulfield, City Manager *John J. Caulfield*  
Date: May 1, 2023  
Subject: Public Hearing – Proposed 2023 Carry Forward Budget Adjustment

---

## BACKGROUND

The proposed budget adjustment makes the following types of modification to the current biennium:

- Revise the estimated beginning fund balance to reflect the final 2022 ending fund balance;
- Adjustments to incorporate items previously approved by the City Council;
- Appropriate projects funded by grants and contributions;
- Continuation of capital projects; and
- New allocations as necessary.

## NEXT STEPS

- Adoption - May 15, 2023

## OTHER ITEMS FOR CONSIDERATION

**Collective Bargaining Agreements.** The carry forward budget adjustment does not include potential financial impacts to 2024 for the AFSCME contract.

Group	Contract Period	Status
AFCSME	1/1/2022 – 12/31/2023	Expires 12/31/2023
Teamsters	1/1/2022 – 12/31/2025	Current
LPIG	1/1/2023 – 12/31/2027	Current
LPMG	1/1/2023 – 12/31/2025	Current

**Fort Steilacoom Park H-Barn Restoration and Renovation Construction.** The City will apply for Lodging Tax grant funding for annual debt service payments of \$160,000 in support of \$2.0M construction bonds, 20 year life. The grant application will occur in August 2024 for funds availability in 1<sup>st</sup> quarter 2025.

**2023 Carry Forward Budget Adjustment  
Summary of Proposed Requests**

	Adjustment Type	Ongoing/ 1-Time	Year 2023		Year 2024	
			Revenue	Expenditure	Revenue	Expenditure
<b>Grand Total - All Funds</b>			<b>\$ 37,724,725</b>	<b>\$ 60,354,890</b>	<b>\$ 2,253,634</b>	<b>\$ 2,062,524</b>
<b>Total - Fund 001 General</b>			<b>\$ 1,756,204</b>	<b>\$ 5,085,452</b>	<b>\$ 1,356,000</b>	<b>\$ 1,507,684</b>
RV Sales Tax	Rev	Ongoing	1,150,000	-	1,356,000	-
CC Gimhae Sister City Trip	New	1-Time	-	11,900	-	-
CC AWC Conference	New	1-Time	-	4,800	-	-
CD City Tree Fund	Continuation	1-Time	56,496	56,496	-	-
CD Lakewood Equity Map	New	1-Time	-	30,000	-	-
CD Comprehensive Plan Amendment	New	1-Time	-	50,000	-	-
CD Economic Development Strategy	Continuation	1-Time	-	11,900	-	-
CD Tax Increment Financing Strategy	New	1-Time	-	58,500	-	-
CD Economic Development Annual Meeting Gold Sponsor	New	1-Time	-	6,000	-	-
CD Woodworth Industrial Park Community Park Assoc Dues	New	Ongoing	-	3,300	-	3,300
PK Lakewood Multicultural Cultural Coalition Signature Event	New	Ongoing	-	3,000	-	3,000
PK Amazon Sponsorship - SummerFest	Grant	1-Time	10,000	10,000	-	-
PK Amazon Sponsorship - Love Lakewood	Grant	1-Time	5,000	5,000	-	-
PK Virginia Mason Sponsorship - Love Lakewood Walk/Yoga	Grant	1-Time	5,000	5,000	-	-
PK Lakewood Rotary Sponsorship - Love Lakewood Walk/Yoga	Grant	1-Time	500	500	-	-
PK Washington State Health Care Authority HCA CHOICE	Grant	1-Time	330,925	330,925	-	-
LG Opioid Funds Distributions 1& 2 Received in 2022	New	1-Time	84,168	84,168	-	-
MC Office of Public Defense Grant	Grant	1-Time	77,947	77,947	-	-
PD Collective Bargaining Implementation LPIG (Lakewood Police Independent Guild)	New	Ongoing	-	955,478	-	998,587
PD Collective Bargaining Implementation LPMG (Lakewood Police Management Guild)	New	Ongoing	-	149,787	-	195,043
PD Tahoma Narcotics Enforcement Team (TNET)	Grant	1-Time	10,675	-	-	-
PD Pierce County Sex Offender Residency Verification Grant	Grant	1-Time	7,871	-	-	-
PD FBI Innocence Lost Grant	Grant	1-Time	17,622	-	-	-
Property Management Internal Service Charges:						
City Hall Space Reconfiguration Study - Total \$30,000	Continuation	1-Time	-	21,736	-	-
City Hall 3rd Floor ADA Hands Free Improvements - Total \$16,000	New	1-Time	-	11,594	-	-
City Hall Stairwell Card Reader - Total \$14,000	New	1-Time	-	10,144	-	-
City Hall Energy Upgrades	New	1-Time	-	421,566		
Police Station Generator Controls	New	1-Time	-	75,000	-	-
Police Station HVAC Controller	New	1-Time	-	15,000	-	-
Police Station Fuel System Modernization	Continuation	1-Time	-	30,000	-	-
Fort Steilacoom Park Caretaker's House	Continuation	1-Time	-	28,600	-	-
Information Technology Internal Service Charges:						
Small Tools/Minor Equipment - Total \$11,500	Continuation	1-Time	-	10,075	-	-
Computer Replacement - Total \$70,000	Continuation	1-Time	-	61,329	-	-
Document Management - Total \$95,000	Continuation	1-Time	-	83,231	-	-
Rental Housing Safety Program Software Enhancements - Total \$30,000	Continuation	1-Time	-	30,000	-	-
Phone System Upgrade - Total \$20,000	Continuation	1-Time	-	17,522	-	-
Website Update/Upgrade	Continuation	1-Time	-	4,785	-	-
Copier Replacement - Total \$10,000	New	1-Time	-	8,761	-	-
Server Hardware Upgrade - Total \$50,000	New	1-Time	-	43,808		
Replace Firewall -Total \$60,000	New	1-Time	-	52,567	-	-
Firewall M&O - Total \$20,000	New	Ongoing	-	-	-	17,522
Crowdstrike - Total \$38,000 / \$54,550	New	1-Time	-	33,294	-	47,792
Disaster Recovery Storage Server - Total \$109,850	New	1-Time	-	96,241	-	-
Disaster Recovery Storage Server M&O - Total \$25,000	New	Ongoing	-	-	-	21,904

**2023 Carry Forward Budget Adjustment  
Summary of Proposed Requests**

	Adjustment Type	Ongoing/ 1-Time	Year 2023		Year 2024	
			Revenue	Expenditure	Revenue	Expenditure
Information Technology Managed Services Provider - Total \$123,250 / \$174,000	New	1-Time	-	107,983	-	152,446
Microsoft Office 365 - Total \$35,000 / \$115,000	New	Ongoing	-	30,665	-	100,756
Microsoft Office 365 Initial Setup- Total \$20,000	New	1-Time	-	17,522	-	-
Risk Management Internal Service Charges:						
WCIA Assessment Property Assessment Increase - Total \$54,000 / \$54,000	New	1-Time	-	46,877	-	46,877
General/Street Fund Subsidy	New	1-Time	-	113,695	-	23,699
General/Street Fund Subsidy	New	Ongoing	-	2,879	-	13,162
Transfers to Parks CIP:						
301.0020 Wards Lake Improvements	New	1-Time	-	220,000	-	200,000
301.0027 American Lake Park Access	New	1-Time	-	1,710,877	-	-
Transfers to Transportation CIP:						
302.0001 Personnel, Engineering & Professional Services Replace with Transfer from TBD \$20 VLF	Continuation	1-Time	-	(159,000)	-	(91,140)
302.0001 New LED Street Lights Replace with Transfer from TBD \$20 VLF	Continuation	1-Time	-	(180,000)	-	-
302.0003 Neighborhood Traffic Safety Replace with Transfer from TBD \$20 VLF	Continuation	1-Time	-	(25,000)	-	-
302.0004 Minor Capital & Major Maintenance Replace with Transfer from TBD \$20 VLF in 2023 Replace with Transfer from REET in 2024 \$99,399 & Various CIP Project Savings \$125,865	Continuation	1-Time	-	(260,000)	-	(225,264)
302.0156 Angle Lane/Elwood Sidewalks and Pedestrian Pathway	New	1-Time	-	549,000	-	-
<b>Total - Special Revenue Funds</b>			<b>\$ 11,868,470</b>	<b>\$ 14,544,350</b>	<b>\$ 263,661</b>	<b>\$ 164,923</b>
<b>Total - Fund 101 Street O&amp;M</b>			<b>116,574</b>	<b>116,574</b>	<b>36,861</b>	<b>36,861</b>
TR General/Street Fund Subsidy	New	Ongoing	2,879	-	13,162	-
TR General/Street Fund Subsidy	New	1-Time	113,695	-	23,699	-
Property Management Internal Service Charges:						
City Hall Space Reconfiguration Study - Total \$30,000	Continuation	1-Time	-	5,120	-	-
City Hall 3rd Floor ADA Hands Free Improvements - Total \$16,000	Continuation	1-Time	-	2,731	-	-
City Hall Stairwell Card Reader - Total \$14,000	New	1-Time	-	2,389	-	-
Front Street O&M Security	New	1-Time	-	26,073	-	-
Sound Transit Elevator	New	1-Time	-	17,500	-	-
Information Technology Internal Service Charges:						
GIS Software	New	1-Time	-	5,000	-	-
Small Tools/Minor Equipment - Total \$11,500	Continuation	1-Time	-	946	-	-
Computer Replacement - Total \$70,000	Continuation	1-Time	-	5,758	-	-
Document Management - Total \$95,000	Continuation	1-Time	-	7,815	-	-
Phone System Upgrade - Total \$20,000	Continuation	1-Time	-	1,646	-	-
Server Hardware Upgrade - Total \$50,000	New	1-Time	-	4,113	-	-
Copier Replacement - Total \$10,000	New	1-Time	-	823	-	-
Replace Firewall -Total \$60,000	New	1-Time	-	4,936	-	-
Firewall M&O - Total \$20,000	New	Ongoing	-	-	-	1,646
Crowdstrike - Total \$38,000 / \$54,550	New	1-Time	-	3,126	-	4,488
Disaster Recovery Storage Server - Total \$109,850	New	1-Time	-	9,037	-	-
Disaster Recovery Storage Server M&O - Total \$25,000	New	Ongoing	-	-	-	2,056
Information Technology Managed Services Provider - Total \$123,250 / \$174,000	New	1-Time	-	10,139	-	14,314
Microsoft Office 365 - Total \$35,000 / \$115,000	New	Ongoing	-	2,879	-	9,460
Microsoft Office 365 Initial Setup- Total \$20,000	New	1-Time	-	1,646	-	-
Risk Management Internal Service Charges:						
WCIA Assessment Property Assessment Increase - Total \$54,000 / \$54,000	New	1-Time	-	4,897	-	<b>4,897</b>

**2023 Carry Forward Budget Adjustment  
Summary of Proposed Requests**

	Adjustment Type	Ongoing/ 1-Time	Year 2023		Year 2024	
			Revenue	Expenditure	Revenue	Expenditure
<b>Total - Fund 103 Transportation Benefit District</b>			\$ -	\$ -	\$ -	\$ 91,140
AD Reduce Annual Debt Service Payment (Move Issue Debt Late 2023)	New	1-Time	-	(624,000)	-	-
AD Transfers to Transportation Projects (Swap General Fund)	New	1-Time	-	624,000	-	91,140
<b>Total - Fund 104 Hotel/Motel Lodging Tax</b>			\$ -	\$ (220,650)	\$ -	\$ -
AD Remove Original LTAC Grant Allocation Estimate	Grant	1-Time	-	(1,125,000)	-	-
AD Add Approved 2023 Grant Allocations	Grant	1-Time	-	904,350	-	-
<b>Total - Fund 105 Property Abatement</b>			\$ -	\$ 278,099	\$ -	\$ -
CD Abatement Program	Continuation	Ongoing	-	33,185	-	-
CD Rental Housing Safety Program	Continuation	Ongoing	-	(40,271)	-	-
CD 1406 Affordable Housing	Continuation	Ongoing	-	285,185	-	-
<b>Total - Fund 106 Public Art</b>			\$ -	\$ 50,588	\$ -	\$ -
PK Public Art Program - Earmark for Major Project To Be Determined	New	1-Time	-	50,588	-	-
<b>Total - Fund 180 Narcotics Seizure</b>			\$ -	\$ 55,667	\$ -	\$ -
PD Narcotics Seizure Balance Available for Eligible Expenditures	Continuation	1-Time	-	55,667	-	-
<b>Total - Fund 181 Felony Seizure</b>			\$ -	\$ 23,305	\$ -	\$ -
PD Felony Seizure Balance Available for Eligible Expenditures	Continuation		-	23,305	-	-
<b>Total - Fund 182 Federal Seizure</b>			\$ -	\$ 703	\$ -	\$ -
PD Federal Seizure Balance Available for Eligible Expenditures	Continuation		-	703	-	-
<b>Total - Fund 190 CDBG</b>			\$ 728,370	\$ 2,592,103	\$ -	\$ -
FY 2023 CDBG:						
Housing Major Home Repair	Grant	1-Time	248,971	248,971	-	-
Housing - Emergency Assistance for Displaced Residents	Grant	1-Time	20,000	20,000	-	-
Housing - Rebuilding Together South Sound	Grant	1-Time	75,000	75,000	-	-
Services - CDBG Emergency Payments Program	Grant	1-Time	80,000	80,000	-	-
CDBG Admin of HOME Housing Services	Grant	1-Time	10,000	10,000	-	-
Administration	Grant	1-Time	108,493	108,493	-	-
Housing Major Home Repair - Reprogrammed CDBG	Grant	1-Time	3,958	3,958	-	-
Housing Major Home Repair - Program Income	Grant	1-Time	100,000	100,000	-	-
CDBG - CV2 Department of Commerce for LASA	Grant	1-Time	81,948	81,948	-	-
CDBG Restricted Funds	Grant	1-Time	-	1,863,733	-	-
<b>Total - Fund 191 Neighborhood Stabilization Program</b>			\$ 275,000	\$ 289,148	\$ -	\$ -
CD Neighborhood Stabilization Program1	Continuation	1-Time	275,000	275,000	-	-
CD Neighborhood Stabilization Program 3	Continuation	1-Time	-	14,148	-	-
<b>Total - Fund 192 South Sound Military Communities Partnership (SSMCP)</b>			\$ 216,000	\$ -	\$ 226,800	\$ 36,922
CD Tactical Tailor Lease Revenue (Pay Back General Fund Interfund Loan)	Continuation	1-Time	216,000	-	189,878	-
CD Tactical Tailor Lease Revenue (Earmark for Future NCZ Purchases)	Continuation	1-Time	-	-	36,922	36,922
<b>Total - Fund 195 Public Safety Grants</b>			\$ 112,821	\$ 112,821	\$ -	\$ -
PD Emergency Management Performance Grant (EMPG)	Grant	1-Time	33,384	33,384	-	-
PD WA State Parks & Recreation Boater Safety	Grant	1-Time	12,906	12,906	-	-
PD Ballistic Helmets and Rifle Plates Grant	Grant	1-Time	42,486	42,486	-	-
PD Pierce County Sheriff STOP Grant	Grant	1-Time	5,000	5,000	-	-
PD Washington Traffic Safety Commission - Motorcycle/Seatbelts/Distracted Driving	Grant	1-Time	5,000	5,000	-	-
PD Washington Traffic Safety Commission - Impaired & Distracted Driving Emphasis	Grant	1-Time	14,045	14,045	-	-
<b>Total - Fund 196 ARPA Grant</b>			\$ 10,419,705	\$ 11,245,992	\$ -	\$ -
Earmark - Program Income	Grant	1-Time	-	700,000	-	-
Earmark - Interest Earnings	Grant	1-Time	-	126,287	-	-
ARPA Grant - Balance	Grant	1-Time	10,419,705	10,419,705	-	-



**2023 Carry Forward Budget Adjustment  
Summary of Proposed Requests**

	Adjustment Type	Ongoing/ 1-Time	Year 2023		Year 2024	
			Revenue	Expenditure	Revenue	Expenditure
<b>Grand Total - Debt Service Funds</b>			\$ -	\$ 109,584	\$ -	\$ -
<b>Total - Fund 202 LID Debt Service</b>			\$ -	\$ 109,584	\$ -	\$ -
Earmark for Early Redemption	Continuation	1-Time	-	109,584	-	-
<b>Total - Capital Improvement Project Funds</b>			<b>\$ 22,519,927</b>	<b>\$ 36,903,941</b>	<b>\$ 191,423</b>	<b>\$ (71,025)</b>
<b>Total - Fund 301 Parks CIP</b>			<b>\$ 12,022,858</b>	<b>\$ 15,970,226</b>	<b>\$ 670,788</b>	<b>\$ 670,788</b>
301.0003 Harry Todd Park Phase 1 & 2 Funded by Project Balance	Continuation	1-Time	-	197,801	-	-
301.0005 Chambers Creek Trail - Bridge 1 & Bridge 2 Funded by SWM \$100,000 / Project Balance \$560,860	Continuation	1-Time	100,000	660,860	-	-
301.0006 Gateways Funded by Project Balance \$81,170	Continuation	1-Time	-	81,170	-	-
301.0014 FSP Angle Lane Parking & Trail Improvement Funded by Project Balance	Continuation	1-Time	-	46,657	-	-
301.0016 Park Equipment Replacement Funded by Project Balance	Continuation	1-Time	-	42,863	-	-
301.0017 Playground Resurfacing Funded by Project Balance	Continuation	1-Time	-	10,294	-	-
301.0019 Edgewater Dock Funded by Project Balance	Continuation	1-Time	-	51,556	-	-
301.0020 Wards Lake Funded by Grants \$1,850,000 / Gen Fund \$20,000 / SWM \$56,277 / Project Bal \$328,459 REET \$969,762 / General Fund \$420,000 / Project Balance MVET Paths & Trails \$23,575	Continuation	1-Time	1,926,277	2,254,736	-	-
	New	1-Time	742,549	766,124	670,788	670,788
301.0022 Banners & Brackets Phase II Funded by Project Balance	Continuation	1-Time	-	7,858	-	-
301.0027 American Lake Park Funded by Grants \$1,160,059 & Project Balance \$982,341 Funded by General Fund \$1,710,877 & REET \$71,575 REET	Continuation	1-Time	1,160,059	2,142,400	-	-
	New	1-Time	1,782,452	1,782,452		
301.0028 Oakbrook Park Funded by Project Balance	Continuation	1-Time	-	50,000	-	-
301.0031 Fort Steilacoom Park Turf Infields Funded by Grants \$5,618,716 / Project Balance \$264,487	Continuation	1-Time	5,618,716	5,883,203	-	-
301.0032 Springbrook Park Expansion Phase V Funded by Grant \$592,805 / Parks CIP Savings, Interest, etc \$77,659 / Project Balance \$739,481	Continuation	1-Time	592,805	1,409,945	-	-
301.0034 Park Sign Replacement/Monument Signs Funded by Project Balance	Continuation	1-Time	-	209,104	-	-
301.0037 Seeley Lake Funded by SWM \$50,000 / Project Balance \$31,399	Continuation	1-Time	50,000	81,399	-	-
301.0038 Playground Replacement Funded by Project Balance \$55,000	Continuation	1-Time	-	55,000		
301.0041 Park Sign Replacement (Design) Funded by Project Balance \$16,416 / Parks CIP Savings, Interest, etc \$42,930	Continuation	1-Time	-	59,346	-	-
301.0042 Downtown Park Schematic Design and Planning Funded by Project Balance	Continuation	1-Time	-	100,000	-	-
301.0045 Motor Avenue Uplighting & Gary Oaks Funded by Various CIP Project Savings	New	1-Time	-	27,458	-	-
301.0048 Nisqually Partnership Project Funded by General Fund New \$28,096 / Parks CIP Savings, Interest, etc \$21,904	New	1-Time	50,000	50,000	-	-

**2023 Carry Forward Budget Adjustment  
Summary of Proposed Requests**

	Adjustment Type	Ongoing/ 1-Time	Year 2023		Year 2024	
			Revenue	Expenditure	Revenue	Expenditure
<b>Total - Fund 302 Transportation CIP</b>			<b>\$ 9,548,485</b>	<b>\$ 18,763,110</b>	<b>\$ (1,196,865)</b>	<b>\$ (1,071,000)</b>
302.0000 Earmark LTD 2022 Traffic Mitigation Fees Funded by Project Balance	Continuation	1-Time	-	103,505	-	-
302.0001 Personnel, Engineering & Professional Services Funded by Project Balance	Continuation	1-Time	-	114,824	-	-
302.0002 Street Lights: New LED Street Lights Funded by Project Balance	Continuation	1-Time	-	285,529	-	-
302.0003 Safety: Neighborhood Traffic Safety/Traffic Calming Funded by Project Balance	Continuation	1-Time	-	34,990	-	-
302.0004 Minor Capital & Major Maintenance Funded by Project Balance \$112,849 / Change General Fund Source to Various CIP Savings \$125,865	Continuation	1-Time	-	112,849	(125,865)	-
302.0005 Chip Seal Program - Local Access Roads Funded by Project Balance \$198,764	Continuation	1-Time	-	198,764	-	-
302.0024 Streets: Steilacoom Blvd – Farwest to Phillips Rd (ROW Only) Funded by Grant Balance \$195,035 & Project Balance \$718,037	Continuation	1-Time	195,035	718,037	-	-
302.0038 Bridgeport Way - I-5 Ramp To Pac Highway Refund Contributions	Continuation	1-Time	(6,210)	-	-	-
302.0074 Streets: S Tacoma Way - 88th to 80th St Funded by Grant Balance \$284,814 & Project Balance \$128,692	Continuation	1-Time	284,814	413,506	-	-
302.0083 Hipkins Road SW from Steilacoom Blvd to 104th St SW Funded by SWM \$190,000 & Project Balance \$313,050 Return REET Source Not Needed (Increase SWM Eligible) \$153,500	Continuation	1-Time	190,000	466,550	-	-
302.0096 Union Ave, Berkley to Thorne Lane Funded by Grant Project Balance \$65,000 and New Grant \$500,000 / REET Grant Match \$452,000 / Fee-In Lieu \$48,000	Continuation	1-Time	-	65,000	-	-
	New	1-Time	1,000,000	1,000,000	-	-
302.0098 Pine Street Sidewalk & Pedestrian Crossing Funded by Grant \$86,716 & Project Balance \$86,000	Continuation	1-Time	86,716	172,716	-	-
302.0114 112th Street SW - Clover Park High School Sidewalk Funded by Grant \$54,679	Continuation	1-Time	54,679	54,679	-	-
302.0116 Custer Road from BPW to 75th St Funded by Project Balance \$65,000	Continuation	1-Time	-	65,000	-	-
302.0131 Overlay & Sidewalk Fill-In: Custer-John Dower to 500' West of BPW Funded by Grant \$1,420,000 SWM \$142,000 & Project Balance \$11,303	Continuation	1-Time	1,524,000	1,535,303	(125,000)	(125,000)
302.0133 Street & Sidewalks: Steilacoom Blvd (Farwest to Weller) ROW Funded by Grant \$935,000 / Project Balance \$165,000	Continuation	1-Time	935,000	1,100,000	-	-
302.0135 Streets: WA Blvd & Edgewood Dr (North Fort to Gravelly Lk. Dr. Funded by Grant \$605,999 / Developer Contributions \$845,829 / SWM \$357,849 / Project Balance \$380,710	Continuation	1-Time	1,809,677	6,249,607	-	-
302.0136 100th St SW from Lakeview Dr to So Tac Way, including 40th Funded by Project Balance \$50,381	Continuation	1-Time	-	50,381	-	-
	New	1-Time	533,000	533,000	-	-
302.0137 Streets: Steilacoom Blvd/88th (Weller to Custer Rd.) Funded by Grant \$111,690 / SWM \$58,010 / Project Balance \$1,962,175	Continuation	1-Time	169,700	2,131,875	-	-
302.0142 Ardmore/Whitman/93rd Funded by SWM \$34,500 / Project Balance \$179,381	Continuation	1-Time	34,500	213,881	-	-
302.0144 146th St. SW: Murray Rd. SW to Woodbrook Dr. SW Funded by Project Balance \$69,540 & SWM \$50,000 Return REET Source Not Needed \$77,584	Continuation	1-Time	49,080	118,620	-	-
302.0151 So Tac Way Between 96th St So & Steilacoom Blvd Funded by Grant \$868,000 / Project Balance \$118,000	Continuation	1-Time	695,000	813,000	(946,000)	(946,000)
302.0156 Angle Lane/Elwood Sidewalks and Pedestrian Pathway Funded by Grant \$713,055 / Project Balance \$79,000 / SWM 138,186 Funded by General Fund \$549,000 / REET \$316,241 / SWM \$76,000	Continuation	1-Time	851,241	930,241	-	-
	New	1-Time	941,241	941,241	-	-
302.0164 Sidewalk Fill-in: Farwest Dr 112th to LHS, 100th St Ct SW to STL Blvd Funded by Grant \$152,412 / Project Balance \$139,000	Continuation	1-Time	152,412	291,412	-	-
302.xxxx Military Road SW - Edgewood to 112th Earmark Grant Match from REET \$48,600	New	1-Time	48,600	48,600	-	-



**2023 Carry Forward Budget Adjustment  
Summary of Proposed Requests**

	Adjustment Type	Ongoing/ 1-Time	Year 2023		Year 2024	
			Revenue	Expenditure	Revenue	Expenditure
<b>Total - Fund 303 Real Estate Excise Tax</b>			<b>\$ 948,584</b>	<b>\$ 1,540,735</b>	<b>\$ 717,500</b>	<b>\$ 329,187</b>
REET Revenue Increase	New	1-Time	717,500	-	717,500	-
Transfers to Parks CIP:						
301.0020 Wards Lake Park	New	1-Time	-	542,549	-	470,788
301.0027 American Lake Park Access	New	1-Time	-	71,575	-	-
Transfers to/from Transportation CIP:						
302.0004 Minor Capital & Major Maintenance Change General Fund Source to REET	New	1-Time	-	-	-	99,399
302.xxxx Military Road SW - Edgewood to 112th	New	1-Time	-	48,600	-	-
302.0083 Hipkins Road SW from Steilacoom Blvd to 104th St SW SWM Eligible Increase / Reduce REET Source	Continuation	1-Time	153,500	-	-	-
302.0096 Union Avenue, Berkley to Thorne Lane	New	1-Time	-	452,000	-	-
302.0136 100th St: 59th to South Tacoma Way	New	1-Time	-	119,770	-	-
302.0144 146th St. SW: Murray Rd. SW to Woodbrook Dr. SW	Continuation	1-Time	77,584	-	-	-
302.0151 So Tac Way Between 96th St So & Steilacoom Blvd	Continuation	1-Time	-	(10,000)	-	(241,000)
302.0156 Angle Lane/Elwood Sidewalks & Pedestrian Pathway	New	1-Time	-	316,241	-	-
<b>Total - Fund 311 Sewer Project CIP</b>			<b>\$ -</b>	<b>\$ 629,870</b>	<b>\$ -</b>	<b>\$ -</b>
311.0002 Side Sewers	New	1-Time	-	300,419	-	-
311.0004 North Thorne Lane Sewer Extension	New	1-Time	-	7,615	-	-
311.0005 Maple Street Sewer Extension	New	1-Time	-	327,905	-	-
311.0006 Rose Road & Forest Road Sewer Extension	New	1-time	-	(6,069)	-	-
<b>Total - Enterprise Funds</b>			<b>\$ -</b>	<b>\$ 1,707,814</b>	<b>\$ -</b>	<b>\$ 18,392</b>
<b>Total - Fund 401 Surface Water Management</b>			<b>\$ -</b>	<b>\$ 1,707,814</b>	<b>\$ -</b>	<b>\$ 18,392</b>
401.0012 Outfall Retrofit Feasibility	Continuation	1-Time	-	60,000	-	-
401.0014 Water Quality Improvements 2021	Continuation	1-Time	-	228,531	-	-
401.0018 Wauhop Lake Treatment	Continuation	1-Time	-	16,364	-	-
401.0020 Drainage Pipe Repair 2022	Continuation	1-Time	-	85,729	-	-
401.0021 American Lake Management District	Continuation	1-Time	-	32,912	-	-
401.0023 Clover Creek Risk Reduction Study	Continuation	1-Time	-	188,987	-	-
401.0025 Drainage Pipe Repair Project 2023	Continuation	1-Time	-	30,719	-	-
Transfer to Parks CIP:						
301.0005 Chambers Creek Trail - Bridge 1 & Bridge 2	Continuation	1-Time	-	100,000	-	-
301.0020 Wards Lake	Continuation	1-Time	-	56,277	-	-
301.0037 Seeley Lake Resource Conservancy Park	Continuation	1-Time	-	50,000	-	-
Transfers to Transportation CIP:						
302.0083 Hipkins Road SW from Steilacoom Blvd to 104th St SW	Continuation	1-Time	-	36,500		
302.0131 Overlay & Sidewalk Fill-In: Custer-John Dower to 500' West of BPW	Continuation	1-Time	-	142,000		
302.0135 Streets: WA Blvd & Edgewood Dr (North Fort to Gravelly Lk. Dr.	Continuation	1-Time	-	357,849		
302.0137 Streets: Steilacoom Blvd/88th (Weller to Custer Rd.)	Continuation	1-Time	-	58,010		
302.0142 Ardmore/Whitman/93rd	Continuation	1-Time	-	34,500		
302.0156 Angle Lane/Elwood Sidewalks and Pedestrian Pathway	Continuation	1-Time	-	194,186		
Property Management Internal Service Charges:						
City Hall Space Reconfiguration Study - Total \$30,000	Continuation	1-Time	-	3,144	-	-
City Hall 3rd Floor ADA Hands Free Improvements - Total \$16,000	Continuation	1-Time	-	1,675	-	-
City Hall Stairwell Card Reader - Total \$14,000	New	1-Time	-	1,467	-	-
Information Technology Internal Service Charges:						
Small Tools/Minor Equipment - Total \$11,500	Continuation	1-Time	-	479	-	-
Computer Replacement - Total \$70,000	Continuation	1-Time	-	2,913	-	-
Document Management - Total \$95,000	Continuation	1-Time	-	3,954	-	-

**2023 Carry Forward Budget Adjustment  
Summary of Proposed Requests**

	Adjustment Type	Ongoing/ 1-Time	Year 2023		Year 2024	
			Revenue	Expenditure	Revenue	Expenditure
Phone System Upgrade - Total \$20,000	Continuation	1-Time	-	832	-	-
Server Hardware Upgrade - Total \$50,000	New	1-Time	-	2,079	-	-
Copier Replacement - Total \$10,000	New	1-Time	-	416	-	-
Replace Firewall -Total \$60,000	New	1-Time	-	2,497	-	-
Firewall M&O - Total \$20,000	New	Ongoing	-	-	-	832
Crowdstrike - Total \$38,000 / \$54,550	New	1-Time	-	1,580	-	2,270
Disaster Recovery Storage Server - Total \$109,850	New	1-Time	-	4,572	-	-
Disaster Recovery Storage Server M&O - Total \$25,000	New	Ongoing	-	-	-	1,040
Information Technology Managed Services Provider - Total \$123,250 / \$174,000	New	1-Time	-	5,128	-	7,240
Microsoft Office 365 - Total \$35,000 / \$115,000	New	Ongoing	-	1,456	-	4,784
Microsoft Office 365 Initial Setup- Total \$20,000	New	1-Time	-	832	-	-
Risk Management Internal Service Charges:						
WCIA Assessment Property Assessment Increase - Total \$54,000 / \$54,000	New	1-Time	-	2,226	-	2,226
<b>Total - Internal Service Funds</b>			<b>\$ 1,580,124</b>	<b>\$ 2,003,749</b>	<b>\$ 442,550</b>	<b>\$ 442,550</b>
<b>Total - Fund 501 Fleet &amp; Equipment</b>			<b>\$ 50,000</b>	<b>\$ 348,000</b>	<b>\$ -</b>	<b>\$ -</b>
Vehicle & Equipment Replacements Funded by Replacement Reserves:						
Replace Police Vehicle 41790	Continuation	1-Time	-	65,000	-	-
Police Public Address Microphone	Continuation	1-Time	-	18,000	-	-
Replace Municipal Court Van 42160	Continuation	1-Time	-	70,000	-	-
Purchase Safety Light for PRCS O&M Vehicles	Continuation	1-Time	-	15,000	-	-
Replace PW/PRCS O&M Vehicle 42420	Continuation	1-Time	-	65,000	-	-
Replace PRCS O&M Double Drum Roller 42970	Continuation	1-Time	-	50,000	-	-
Replace PRCS O&M Rake-O-Vac 42880	Continuation	1-Time	-	65,000	-	-
Insurance Proceeds from Risk Management	Continuation	1-Time	50,000	-	-	-
<b>Total - Fund 502 Property Management</b>			<b>\$ 673,739</b>	<b>\$ 799,364</b>	<b>\$ -</b>	<b>\$ -</b>
PK City Hall Exterior Beam Painting	Continuation	1-Time	-	75,000	-	-
PK City Hall Parking Lot Improvements	Continuation	1-Time	-	9,855	-	-
PK City Hall Space Reconfiguration Study	Continuation	1-Time	30,000	30,000	-	-
PK City Hall 3rd Floor ADA Hands Free Improvements	New	1-Time	16,000	16,000	-	-
PK City Hall Stairwell Card Reader	New	1-Time	14,000	14,000	-	-
PK City Hall Energy Upgrades	New	1-Time	421,566	421,566	-	-
PK Police Station Firearms Range Equipment	Continuation	1-Time	-	35,178	-	-
PK Police Station Fuel System Modernization	Continuation	1-Time	30,000	30,000	-	-
PK Police Station Parking Lot Improvements	Continuation	1-Time	-	1,293	-	-
PK Police Station Generator Controls	New	1-Time	75,000	75,000	-	-
PK Police Station HVAC Controller	New	1-Time	15,000	15,000	-	-
PK Fort Steilacoom Park Caretaker's House	Continuation	1-Time	28,600	32,899	-	-
PK Front Street O&M Shop Security System	Continuation	1-Time	26,073	26,073	-	-
PK Sound Transit Elevator Repair	Continuation	1-Time	17,500	17,500	-	-

**2023 Carry Forward Budget Adjustment  
Summary of Proposed Requests**

	Adjustment Type	Ongoing/ 1-Time	Year 2023		Year 2024	
			Revenue	Expenditure	Revenue	Expenditure
<b>Total - Fund 503 Information Technology</b>			<b>682,385</b>	<b>682,385</b>	<b>388,550</b>	<b>388,550</b>
AD Small Tools/Minor Equipment	Continuation	1-Time	11,500	11,500	-	-
AD Computer Replacement	Continuation	1-Time	70,000	70,000	-	-
AD Document Management System	Continuation	1-Time	95,000	95,000	-	-
AD Website Update/Redesign	Continuation	1-Time	4,785	4,785	-	-
AD Server Hardware Upgrade	New	1-Time	50,000	50,000	-	-
AD Rental Housing Safety Program Software Enhancement	New	1-Time	30,000	30,000	-	-
AD Phone System Upgrade	New	1-Time	20,000	20,000	-	-
AD Copier Replacement	New	1-Time	10,000	10,000	-	-
AD GIS Software for Streets	New	1-Time	5,000	5,000	-	-
AD Replace Firewall	New	1-Time	60,000	60,000	-	-
Annual M&O	New	Ongoing	-	-	20,000	20,000
AD New Disaster Recovery Storage Server	New	1-Time	109,850	109,850	-	-
Annual M&O	New	Ongoing	-	-	25,000	25,000
AD CrowdStrike	New	1-Time	38,000	38,000	54,550	54,550
AD Information Technology Managed Services Provider	New	1-Time	123,250	123,250	174,000	174,000
AD Microsoft Office 365	New	1-Time	20,000	20,000	-	-
Annual M&O	New	Ongoing	35,000	35,000	115,000	115,000
<b>Total - Fund 504 Risk Management</b>			<b>\$ 174,000</b>	<b>\$ 174,000</b>	<b>\$ 54,000</b>	<b>\$ 54,000</b>
Transfer Insurance Proceeds to Fleet for Vehicle 40731	Continuation	1-Time	50,000	50,000	-	-
WCIA Assessment Property Assessment Increase	New	1-Time	54,000	54,000	54,000	54,000
Bridgeport Way Gateway Replacement Funded by Insurance Proceeds	New	1-Time	70,000	70,000	-	-

## PROPOSED BUDGET ADJUSTMENT SUMMARY

### Year 2023:

- Increase beginning fund balance by \$25.50M, resulting in a revised estimate of \$64.63M;
- Increases revenues by \$37.72M, resulting in a revised estimate of \$121.07M;
- Increases expenditures by \$60.35, resulting in a revised estimate of \$155.09M; and
- Increases ending fund balance by \$3.70M, resulting in a revised estimate of \$30.61M.

### Year 2024:

- Increase beginning fund balance by \$3.70M, resulting in a revised estimate of \$30.61M;
- Increases revenues by \$2.25M, resulting in a revised estimate of \$86.46M;
- Increases expenditures by \$2.06M, resulting in a revised estimate of \$90.39M; and
- Increases ending fund balance by \$3.89M, resulting in a revised estimate of \$26.68M.

The table below provides a breakdown of the proposed budget adjustment (\$ in millions):

Fund Group	Beginning Fund Balance			Revenue			Expenditure			Ending Fund Balance		
	Current Budget	Prop Adj	Proposed Revised Budget	Current Budget	Prop Adj	Proposed Revised Budget	Current Budget	Prop Adj	Proposed Revised Budget	Current Budget	Prop Adj	Proposed Revised Budget
<b>Total Year 2023</b>	\$ 38.30	\$ 25.50	\$ 64.63	\$ 83.35	\$ 37.72	\$ 121.07	\$ 94.73	\$ 60.35	\$ 155.09	\$ 26.91	\$ 3.70	\$ 30.61
General	\$ 15.84	\$ 3.55	\$ 19.39	\$ 43.54	\$ 1.76	\$ 45.29	\$ 48.21	\$ 5.09	\$ 53.29	\$ 11.17	\$ 0.22	\$ 11.39
Special Revenue	\$ 4.25	\$ 0.73	\$ 5.81	\$ 7.11	\$ 11.87	\$ 18.98	\$ 7.10	\$ 14.54	\$ 21.65	\$ 4.25	\$ (1.12)	\$ 3.14
Debt Service	\$ 1.20	\$ 0.16	\$ 1.37	\$ 3.61	\$ -	\$ 3.61	\$ 3.28	\$ 0.11	\$ 3.39	\$ 1.53	\$ 0.05	\$ 1.58
Capital Projects	\$ 6.81	\$ 14.14	\$ 20.95	\$ 15.16	\$ 22.52	\$ 37.68	\$ 21.20	\$ 36.90	\$ 58.10	\$ 0.77	\$ (0.25)	\$ 0.53
Enterprise	\$ 4.39	\$ 6.62	\$ 11.01	\$ 4.73	\$ -	\$ 4.73	\$ 5.73	\$ 1.71	\$ 7.44	\$ 3.39	\$ 4.91	\$ 8.30
Internal Service	\$ 5.80	\$ 0.31	\$ 6.11	\$ 9.20	\$ 1.58	\$ 10.78	\$ 9.21	\$ 2.00	\$ 11.21	\$ 5.79	\$ (0.12)	\$ 5.68
<b>Total Year 2024</b>	\$ 26.91	\$ 3.70	\$ 30.61	\$ 84.20	\$ 2.25	\$ 86.46	\$ 88.33	\$ 2.06	\$ 90.39	\$ 22.79	\$ 3.89	\$ 26.68
General	\$ 11.17	\$ 0.22	\$ 11.39	\$ 44.15	\$ 1.36	\$ 45.50	\$ 47.84	\$ 1.51	\$ 49.35	\$ 7.47	\$ 0.07	\$ 7.54
Special Revenue	\$ 4.25	\$ (1.12)	\$ 3.14	\$ 6.35	\$ 0.26	\$ 6.61	\$ 6.35	\$ 0.16	\$ 6.52	\$ 4.25	\$ (1.02)	\$ 3.23
Debt Service	\$ 1.53	\$ 0.05	\$ 1.58	\$ 3.61	\$ -	\$ 3.61	\$ 3.68	\$ -	\$ 3.68	\$ 1.46	\$ 0.05	\$ 1.51
Capital Projects	\$ 0.77	\$ (0.25)	\$ 0.53	\$ 16.39	\$ 0.19	\$ 16.58	\$ 17.07	\$ (0.07)	\$ 17.00	\$ 0.09	\$ 0.02	\$ 0.11
Enterprise	\$ 3.39	\$ 4.91	\$ 8.30	\$ 4.85	\$ -	\$ 4.85	\$ 4.81	\$ 0.02	\$ 4.83	\$ 3.43	\$ 4.89	\$ 8.32
Internal Service	\$ 5.79	\$ (0.12)	\$ 5.68	\$ 8.86	\$ 0.44	\$ 9.31	\$ 8.57	\$ 0.44	\$ 9.02	\$ 6.08	\$ (0.12)	\$ 5.97

## GENERAL FUND ENDING FUND BALANCE

In support of the City's financial integrity, the City Council originally adopted on September 15, 2014, a set of financial policies including fund balance reserves totaling 12% of General/Street O&M Funds operating revenues as follows:

- 2% General Fund Contingency Reserves: The purpose of this reserve is to accommodate unexpected operational changes, legislative impacts, or other economic events affecting the City's operations which could not have been reasonably anticipated at the time the original budget was prepared.
- 5% General Fund Ending Fund Balance Reserves: The purpose of this reserve is to provide financial stability, cash flow for operations and the assurance that the City will be able to respond to revenue shortfalls with fiscal strength.
- 5% Strategic Reserves: The purpose of this reserve is to provide some fiscal means for the City to respond to potential adversities such as public emergencies, natural disasters or similarly major, unanticipated events.

Additionally, on November 15, 2021 the City Council via Ordinance 764 established an Economic Development Opportunity Fund within the General Fund ending fund balance for the purpose of accumulating excess funds from the General Fund and other funds that are eligible to provide funding for economic development opportunity related expenditures. The set aside amount as approved in the 2021/2022 mid-biennium budget adjustment is \$1,000,000 in each year of 2021 and 2022 for a total of \$2,000,000. The City shall appropriate and use the funds as approved by the City Council.

The proposed budget adjustment maintains General Fund ending fund balance reserves, Economic Development Opportunity Fund, and a balanced budget as follows:

<b>General Fund Ending Fund Balance</b>	<b>Proposed Revised Budget</b>	
	<b>2023</b>	<b>2024</b>
2% Contingency Reserves	\$ 907,696	\$ 923,986
5% Ending Fund Balance Reserves	2,269,239	2,309,965
5% Strategic Reserves	2,269,239	2,309,965
<b>Total 12% Ending Fund Balance Reserves</b>	<b>5,446,174</b>	<b>5,543,916</b>
+ Economic Development Opportunity Fund	2,000,000	2,000,000
+ Unreserves/Designated for 2023/2024 Budget	3,941,021	-
<b>Total Ending Fund Balance</b>	<b>\$ 11,387,195</b>	<b>\$ 7,543,916</b>

<b>General Fund Financial Summary</b>	<b>Proposed Revised Budget</b>	
	<b>2023</b>	<b>2024</b>
Operating Revenue	\$ 44,403,360	\$ 45,219,370
operating Expenditures	44,390,769	45,121,263
<b>Operating Income / (Loss)</b>	<b>12,591</b>	<b>98,107</b>
<b>As a % of Operating Expenditures</b>	<b>0.03%</b>	<b>0.22%</b>
Other Financing Sources	888,754	282,550
Other Financing Uses	8,901,949	4,223,936
<b>Beginning Fund Balance</b>	<b>\$ 19,387,798</b>	<b>\$ 11,387,195</b>
<b>Ending Fund Balance</b>	<b>\$ 11,387,195</b>	<b>\$ 7,543,916</b>

## PROPOSED BUDGET ADJUSTMENT DETAILS

The narrative below provides detailed information on the proposed budget adjustments. A summarized list is included as an attachment to this memo.

### Fund 001 General

#### **REV – Sales Tax,**

Increase sales tax revenue estimates by \$1,150,000 in 2023 and \$1,356,000 in 2024, resulting in revised estimates of \$1,315,000 and \$1,349,600, respectively. Prior years actuals were \$11,946,044 in 2020 / \$14,413,902 in 2021 / \$14,471,103 in 2022.

#### **CC – Gimhae Sister City Trip, New/1-Time**

Add \$11,900 for Mayor and four Councilmembers to participate in the Gimhae Sister City Trip.

#### **CC – AWC Annual Conference, New/1-Time**

Add \$4,800 for three additional attendees. The original adopted budget provides for 2 attendees.

#### **CD – City Tree Fund, Continuation / 1-Time**

Carry forward the balance of \$56,496 for projects that meet certain program criteria. The City collects money for its City Tree Fund as payment in lieu of onsite tree replacement for removal of trees in excess of retention requirements, and as mitigation for oak trees removed in conjunction with development projects. The City has an obligation to spend the funds received for planting of trees to include oak trees and activities intended to improve Oregon White Oak Woodland habitat as well as improving the health of current or new tree and natural areas citywide. Since inception, the City has received \$118,240 in City Tree Funds and spent \$61,744 as of December 31, 2022.

#### **CD – Comprehensive Plan Amendment, New/1-Time**

Add \$50,000 for comprehensive plan amendments for the Housing Element update.

#### **CD – Lakewood Equity Map, New/1-Time**

Add \$30,000 for consultant to assist with developing the City's equity map as part of the 2024 Comprehensive Plan periodic review process.

#### **CD – Economic Development Strategy, Continuation/1-Time**

Carry forward \$11,900 for economic development strategy. The City developed a draft economic development strategy in the fall of 2019, but the adoption of this document was placed on hold due to COVID-19 pandemic. The City is now in the process of updating and finalizing this strategy, which will be used to align City and partner expectations regarding the City's economic development vision and efforts. The final document will be posted to the City's website and should communicate the City's ongoing approach to external audiences (both community members and economic development partners), while also serving as an internal management tool to coordinate efforts across City departments. Scope of work includes baseline information gathering, strategy revisions, and document finalization.

#### **CD – Tax Increment Financing Strategy, New/1-Time**

Add \$58,500 for consultant services to conduct a Tax Increment Financing (TIF) analysis and to provide an implementation plan within the Downtown Subarea. : The Downtown Planned Action Ordinance, adopted October 2018, requires upwards of \$30 million in infrastructure improvements plus a Downtown park. The area is a Regional Center, as designated by Puget Sound Regional Council, calling for a significant increase in commercial and residential development. The following thresholds of new land uses are contemplated by the Downtown Planned Action: By 2035, to support 2,257 net residential units, and to support 7,369 net jobs. At the time of subarea adoption there were 419 dwelling units, and approximately 5,000 jobs. The TIF for Jobs bill was signed by Governor Jay Inslee in May of 2021. TIF is a powerful public-private partnership tool that allows local governments to encourage private

development in targeted areas by financing public infrastructure and improvements with additional property taxes from increased property values resulting from that public investment and the ensuing, related private investment. A local government may create increment areas and bond against future increases in taxes anticipated due to new development. An established TIF increment area will help the City of Lakewood to fund infrastructure within the Downtown. TIF increment areas require highly technical analysis, carefully planned implementation, and collaboration with private development in order to be successful. Timing is critical in creating increment areas where we know development will occur.

**CD – Economic Development Annual Meeting Gold Sponsor, New/1-Time**

Add \$6,000 for

**CD – Woodworth Industrial Park Community Association Membership Dues, New/Ongoing**

Add \$3,300 for the annual maintenance costs of an existing private road for two Tactical Tailor parcels the City purchased. Maintenance costs are part of an underlying maintenance easement which the City agreed to upon purchase.

**PK – Lakewood Multicultural Coalition Signature Event, New/Ongoing**

Add \$3,000 per year for a signature event.

**PK – Sponsorships, New/1-Time**

Add sponsorships for various parks programs as follows:

- Amazon \$15,000 (\$10,000 for SummerFest / \$5,000 for Love Lakewood)
- Virginia Mason \$5,000 for Love Lakewood Walk/Yoga
- Lakewood Rotary \$500 for Love Lakewood Walk/Yoga

**PK – CHOICE Grant, Grant/1-Time**

Carry forward program expenditures of \$330,925 funded by grant revenue from the Washington State Health Care Authority (HCA) CHOICE. The City has been the fiscal agent for the Lakewood's CHOICE program since July 1, 2019. It is a behavioral health initiative that serves parents and youth directly with various programs and curricula in partnership with the school district and local nonprofit organizations. This initiative does high impact work and is a great partner in Lakewood. The contract ends 12/31/2023. Most of the contract pays for the two CHOICE contractors who perform the work, and 8% is set aside to cover a portion of the administrative costs as it relates to the Human Services Coordinator position but does not cover other administrative costs such as finance and accounting.

**LG - Opioid Funds, New/1-Time**

Carry forward \$84,168 for distributions 1 & 2 received in 2022. The specific uses of the fund is currently under review.

**MC – Office of Public Defense Grant, Grant/1-Time**

Add \$77,947 for OPD grant received from Washington State Office of Public Defense (\$68,000 for funding period 1/1/2022-12/31/2023 and \$9947 from prior year balance). The funds must be used in accordance with the grant agreement which provides for reimbursement of training costs for public defense service providers, investigator and/or expert services, social worker services to assist public defense attorneys and interpreter services for attorney-client interviews and communications.

**PD – Collective Bargaining Implementation, New/Ongoing**

- LPIG (Lakewood Police Independent Guild) – Add \$955,478 in 2023 and \$1,000,458 in 2024.
- LPMG (Lakewood Police Management Guild) – Add \$149,787 in 2023 and \$195,043 in 2024.

**PD – Tahoma Narcotics Enforcement Team Puyallup (TNET) – Grant/1-Time**

Add \$10,675 in carry forward revenue available for drawdown. The current contract runs from 7/1/2022 – 6/30/2023. This is an indirect federal funding from the Department of Justice through the Department of Commerce and the City of Puyallup. These funds pay a portion of regular time and benefits of a dedicated Lakewood Officer to TNET.

#### **PD – Pierce County Sex Offender Residency Verification, Grant/1-Time**

Add \$7,871 in carry forward revenue for contract available for draw down. The current contract runs from 7/1/2022 – 6/30/2023. The purpose of this contract is to aid in the verification of all registered sex offenders' places of residence for level I offenders every twelve months, level II offenders every six months, and level III offenders every three months in Pierce County.

#### **PD – FBI Innocence Lost Grant, Continuation/1-Time**

Add \$17,622 in carry forward revenue for contract available for drawdown. The current contract runs from 10/1/2022 – 9/30/2023. The grant provides overtime work of two officers with the FBI in targeting the prosecution of organized crime groups responsible for the promotion of prostitution, specifically juvenile prostitution, interstate, or through the use of interstate commerce, drug trafficking, money laundering and alien smuggling.

#### **Internal Service Charges:**

See internal services funds for additional information.

#### **Transfers to Parks CIP, New/1-Time**

See Parks CIP Fund for additional information.

- \$1,710,877 to 301.0027 American Lake Access Park

#### **Reduce Transfers to Transportation CIP, New/1-Time**

See Transportation CIP Fund for additional information.

- Reduce General Fund source \$624,000 and replacing with TBD \$20 VLF funds (delay bond issuance)
- Reduce General Fund source \$91,140 and replacing with TBD \$20 VLF funds (prior year ending fund balance)
- Reduce General Fund source \$99,399 and replacing with REET (prior year ending fund balance)
- Reduce General Fund source \$125,865 and replacing with various transportation CIP project savings

#### **General/Street Fund Subsidy**

See Street O&M Fund for additional information.

#### **Fund 101 Streets O&M**

#### **Internal Service Charges:**

See internal services funds for additional information.

#### **Fund 102 Transportation Benefit District**

#### **Transfer to Transportation Capital Improvement Projects, New/1-Time**

Defer debt service issuance until end of 2023 and redirect funds to TBD (Transportation Benefit District) eligible projects and free up General Fund as follows:

- \$159,000 to 302.0001 Personnel, Engineering & Professional Services
- \$180,000 to 302.0001 New LED Street Lights
- \$25,000 to 302.0003 Neighborhood Traffic Safety
- \$260,000 to 302.0004 Minor Capital & Major Maintenance

Replace General Fund source with TBD source:

- \$91,140 to 302.0001 Personnel, Engineering & Professional Services

#### **Fund 104 Hotel-Motel Lodging Tax**

#### **2023 LTAC Grant Allocation, New/1-Time**

Eliminate \$1,125,000 estimated grant awards and replace with actual 2023 grant awards totaling \$904,350 as follows:

- \$15,000 for Asian Pacific Cultural Center



- \$5,000 for Grave Concerns
- \$12,000 for Historic Fort Steilacoom
- \$100,000 for Lakewold Gardens
- \$23,000 for Lakewood Arts Book Festival Association
- \$100,000 for Lakewood Chamber of Commerce Tourism
- \$25,000 for Lakewood Chamber of Commerce Night of Lights
- \$32,500 for Lakewood Historical Society
- \$25,000 for Lakewood Playhouse
- \$115,000 for Travel Tacoma + Mt. Rainier Sports
- \$21,500 for Lakewood Sister Cities Association Gimhae Delegation
- \$9,000 for Lakewood Sister Cities International Festival
- \$60,000 for City of Lakewood Imaging Promotions
- \$57,000 for City of Lakewood Farmers Market
- \$135,000 for City of Lakewood SummerFEST
- \$30,000 for City of Lakewood Summer Concert Series
- \$37,500 for City of Lakewood Saturday Street Festivals on Motor Avenue
- \$101,850 for Clover Park Technical College McGavick Center Debt Service

### **Fund 105 Property Abatement/Rental Housing Safety Program /1406 Affordable Housing**

#### **Property Abatement, Continuation/1-Time**

Carry forward \$33,185 in expenditures funded by program balance. The Property Abatement portion of this fund accounts for projects that the City has identified and processed through the abatement program. All revenue and the rightful recovery of those project expenses, along with all revenues from fees, fines, and interest, and other rightful recoveries from those projects are deposited into the program for the purpose of funding additional abatement projects.

#### **Rental Housing Safety Program, Continuation/1-Time**

Reduce expenditures by \$40,271 as a result of ending balance shortfall. This program will be evaluated as part of the mid-biennium budget adjustment and may be moved to the General Fund.

#### **1406 Affordable Housing, Continuation/1-Time**

Carry forward \$285,185 funded by ending balance.

### **Fund 106 Public Art**

#### **Public Art, Continuation/1-Time**

Earmark \$50,588 for a major art project to be determined funded by ending fund balance.

### **Fund 180 Narcotics Seizure Fund**

#### **Narcotic Seizure Balance Available for Eligible Expenditures, New/1-Time**

Add \$55,667 in expenditures for eligible uses.

The purpose of this fund is to track assets seized as a result of involvement with the illegal sale, possession, or distribution of drugs or controlled substances, and for the purchase of controlled substances or drugs by law enforcement officers or agents, as well as other expenses to enhance and improve law enforcement activities having a close and demonstrable relationship to enforce enforcement of controlled substances. Funds may not be used to supplant existing funding sources.

### **Fund 181 Felony Seizure**

### **Felony Seizure Balance Available for Eligible Expenditures, New/1-Time**

Add \$23,305 in expenditures for eligible felony seizure related activity.

The purpose of this fund is for tracking assets seized under RCW 10.105.101 and the related expenditures. The state statute authorizes the seizure of assets that have been or was actually employed as an instrumentality in the commission or in the aiding or abetting in the commission of any felony, or which was furnished or was intended to be furnished by any person in the commission of, as a result of, or as a compensation for the commission of, any felony, or which was acquired in whole or in part with the proceeds traceable to the commission of a felony. Funds shall be used exclusively by the City in the expansion and improvement of law enforcement activity; however may not be used to supplant existing funding sources.

### **Fund 182 Federal Seizure**

#### **Federal Seizure, New/1-Time**

Add \$703 in expenditures for eligible federal seizure related activity.

The Federal Equity Sharing Guidelines lists the following (funds shall be used to increase or supplement and not be used to replace or supplant):

Permissible Uses: law enforcement investigations; law enforcement training, law enforcement and detention facilities; law enforcement equipment; law enforcement travel and transportation; law enforcement awards and memorials; drug and gang education awareness programs; matching fund for grants; pro rata funding of the law enforcement agency's percentage of costs associated with supporting multi-agency items or facilities; asset accounting and tracking of expenditures of federally shared funds; language assistance services in connection with law enforcement activity; transfers of cash to other law enforcement agencies; support of community-based programs (cash transfers to community-based programs are not permitted); and windfall situations to provide additional support to community-based programs.

Impermissible Uses: Salaries and benefits of permanent law enforcement personnel, except in limited circumstances (i.e. express statutory authorization, overtime of officers and investigators, new positions and temporary or not-to-exceed one year appointments and salary of an officer hired to replace an officer assigned to a task force, specialized programs that generally to not involve traditional law enforcement functions); use of forfeited property by non-law enforcement personnel; payment of education-related costs; uses contrary to the laws of the state or local jurisdiction; non-official government use of shared assets; purchase of food and beverage (except for conference and meals during local operations); extravagant expenditures or wasteful expenditures and entertainment; cash on hand, secondary accounts, and stored value cards (such as prepaid credit cards); transfers to other law enforcement agencies; purchase of items for other law enforcement agencies; costs related to lawsuits; loans; and money laundering operations.

### **Fund 190 Community Development Block Grant (CDBG) Fund**

Fund 190 CDBG is predominantly comprised of U.S. Department of Housing and Urban Development funds for Community Development Block Grant Entitlements (CDBG), HOME program funding through the Lakewood and Tacoma HOME Consortium and Section 108 Loan Guarantees. There is also a grant from the Nisqually Tribe for minor home repairs and West Pierce Fire & Rescue for emergency assistance for displaced residents.

Through the planning and citizen participation process CDBG and HOME spending priorities are set on an annual basis, to be broken out into funding projects for physical improvements, public service (not to exceed 15%), housing, economic development, and administration (not to exceed 20%).

#### **2023 CDBG Funds – Total \$646,422 – Grant/1-Time**

- \$248,971 Housing – Major Home Repair
- \$20,000 Housing – Emergency Assistance for Displaced Residents

- \$75,000 Housing – Rebuilding Together South Sound
- \$80,000 Public Service – Emergency Payments Program
- \$108,493 Administration
- \$3,958 Housing Major Home Repair – Reprogrammed CDBG
- \$100,000 Housing Major Home Repair – Program Income

#### **CDBG CARES (Coronavirus Aid, Relief, and Economic Security Act) – CV2 (Round 2) Grant/1-Time**

Carry forward of \$81,948 for LASA program through the Washington State Department of Commerce.

#### **CDBG – Restricted Funds, Grant/1-Time**

Earmark \$1,863,733 restricted funds for future loan programs. The required accounting does not recognize revenues or expenditures since these are revolving funds.

#### **Fund 191 Neighborhood Stabilization Program**

##### **NSP1 (Neighborhood Stabilization Program 1), Continuation/1-Time**

Add \$275,000 for abatements funded by program income.

##### **NSP3 (Neighborhood Stabilization Program 3), Continuation/1-Time**

Carry forward \$14,148 funded by project balance.

#### **Fund 192 South Sound Military Communities Partnership**

##### **Interfund Loan Repayment, Continuation/Ongoing**

Add Tactical Tailor Lease Revenue \$442,800 to pay back General Fund interfund loan \$405,878 and earmark funds for future NCZ (North Clear Zone) property purchases \$36,922.

#### **Fund 195 Public Safety Grants**

##### **Emergency Management Planning, Grant/1-Time**

Carry forward \$33,384 for remaining balance for grant period of 6/1/2022-6/30/2023. The grant pays the partial salary and benefits of an emergency management coordinator in cooperation with West Pierce Fire and Rescue and the City of University Place. This grant requires a match which is already budgeted in the General Fund Emergency Management budget in addition to in-kind Assistant Police Chief personnel cost and balance of coordinator's salary.

##### **Washington State Parks Recreational Boating Safety, Grant/1-Time**

Add \$12,906 for grant period 3/1/2023 – 9/30/2023. This grant provides funding for officer overtime for emphasis patrol, vessel safety inspections, and educational boater safety related activities. This grant has in-kind (such as personnel, maintenance of boats, fuel, trailers, boat house) matching requirements of \$3,226. The match is the annual vessel registration fee.

##### **JAG Ballistic Helmet & Rifle Plates, Grant/1-Time**

Add \$42,486 for grant starting 10/1/2021 and expires 9/30/2025. This grant provides funding to purchase ballistic helmets and rifle plates.

##### **Pierce County Sheriff's STOP Grant 2023, Grant/1-Time**

Add \$5,000 for grant period 3/1/2023 – 9/30/2023. This grant provides funding for training of law enforcement officers to more effectively identify and respond to violent crimes against women.

##### **Washington Traffic Safety Commission – Motorcycle/Seatbelts/Distracted Driving, Grant/1-Time**

Add \$5,000 for grant period 10/1/2022 – 9/30/2023. This grant provides funding for overtime and related benefits for law enforcement personnel to participate in scheduled multijurisdictional seatbelt, motorcycle, and distracted driving focused patrol.

#### **Washington Traffic Safety Commission – Impaired Driving Emphasis, Grant/1-Time**

Add a total of \$14,045 for WTSC Impaired Driving Emphasis grant (10/1/2022-09/30/2023). The grant provides funding for overtime wages and related benefits for law enforcement personnel to participate in scheduled local and multi-jurisdictional DUI, distracted, speeding, and safety patrols.

#### **Fund 196 American Rescue Plan Act (ARPA)**

##### **ARPA Programs, Grant/1-Time**

Carry forward \$11,945,992 for ARPA programs funded by grant balance \$10,419,705 and earmark program income of \$700,000 and interest earnings \$126,287. The specific projects will be itemized as part of the Q1 2023 quarterly financial report and will also City Council approval date.

#### **Fund 301 Parks Capital**

##### **301.0003 Harry Todd Park Phase 1 & 2, Continuation/1-Time**

Carry forward \$197,801 in project expenditures funded by project balance.

This budget adjustment results in a life-to-date 2024 cost estimate of \$3,596,435 funded by:

- \$1,080,000 RCO Grant
- \$1,126,718 ALEA Grant
- \$10,000 Contributions/Donations
- \$404,474 Sale of Lakeland Property
- \$107,129 General Fund
- \$618,114 REET
- \$200,000 LTAC
- \$50,000 SWM
- \$3,596,435 Total Sources**

The Tillicum Neighborhood is both economically and geographically challenged. Harry Todd Park is the only public open space in this neighborhood area. The waterfront area is not ADA accessible. The docks are in a state of disrepair and sections have been removed for safety. This project will complete phase one and two of the Harry Todd waterfront restoration master plan. Improvements include ADA pathways and new access to docks, bulkhead replacement, shoreline and open space restoration, playground, restroom, fishing pier and site amenities. This project was identified as a high priority project in the Legacy Plan and in the 6 year CIP. Grant funds from RCO will offset construction costs.

### 301.0005 Chambers Creek Trail, Continuation/1-Time

Carry forward \$660,860 in project expenditures funded by project balance of \$560,860 and transfer in from SWM of \$100,000 for storm related elements of the project. In 2019 Lakewood, Pierce County and University place entered into an interlocal agreement for the purpose of designing and constructing the Chambers Creek Trail along with bridges and one boardwalk. Bridge #1 construction was completed in late 2021 and opened approximately one mile of trail to users. Phase 2 will build approximately 3.5 miles of trail in the Canyon and will include two more bridges and the associated boardwalks.

<u>Sources/Project Costs</u>	<u>Phase I – Bridge</u>	<u>Phase 2 - Trail</u>
City of Lakewood	\$179,451	\$657,659
City of University Place	\$179,451	\$657,659
Pierce County	\$179,451	\$657,659
RCO Grant	\$150,000	\$709,000
<b>Total</b>	<b>\$688,353</b>	<b>\$2,681,977</b>

This budget adjustment results in a life-to-date 2024 cost estimate of \$837,110 funded by:

\$591,701 General Fund  
\$100,000 REET  
\$20,409 Paths & Trails  
\$125,000 SWM  
**\$837,110 Total Sources**

### 301.0006 Gateways, Continuation/1-Time

Carry forward \$81,170 in project expenditures funded by project balance. Funds will be used to construct new gateways. The cost of a gateway is estimated at \$75,000 and is based on standards costs and does not take into consideration of potential unknowns.

### 301.0014 Fort Steilacoom Park/South Angle Lane, Continuation/1-Time

Carry forward \$46,657 in project expenditures funded by project balance.

This budget adjustments results in a life-to-date through 2024 cost estimate of \$1,525,827 funded by:

\$500,000 WWRP Grant  
\$24,763 Contributions/Donations  
\$350,000 General Fund  
\$390,130 REET  
\$209,870 LTAC  
\$51,064 Project Savings from North Angle Lane Improvements  
**\$1,525,827 Total Sources**

Fort Steilacoom Park is the most popular park in our system. Access off Elwood and Angle Lane is limited and has created issues regarding illegal parking and unauthorized access into the park. These issues create negative neighborhood impacts, safety issues when people pull in and back out at various angles. Parking lot improvements on park land adjacent to Angle Lane could provide another way to support use of the park and provide neighborhood and safe pedestrian access at the south end of the park. Temporary use of this area occurred while roadway was built and was well received by visitors. Improvements included trail heads, signage a new parking area on the south side of the park and a new restroom near the dog park and Waughop Lake trail parking lot.

### **301.0016 Park Equipment Replacement – Annual Program, Continuation/1-Time**

Carry forward \$42,863 in project expenditures funded by project balance and increasing the total amount available in 2023 to \$62,863. The amount available in 2024 remains unchanged at \$171,000. Upon incorporation the City started rehabilitating park sites. This included adding concrete picnic tables and benches to address excessive use and vandalism. The City also inherited metal framed wooden picnic tables from Pierce County. Equipment replacement is needed at all of the parks. The current standard for tables and benches is a heavy gauge metal mesh with thermoplastic coating. This protective coating creates a smooth surface that stays cool to the touch even in the sun, resists fading, mold and vandalism, and will ensure durability through years of high traffic usage. This annual replacement program (current 6-year CIP plan includes \$20,000 cost per year) would enable the City to replace up to 20 tables each year unless funded are needed for park equipment replacement. Equipment replacement may include: drinking fountains, benches, damaged playground elements and other site amenities as they wear out, are vandalized or need replacement. The City is able to offset the cost and/or expand this program by allowing visitors to purchase memorable tables and benches at the park. Specific projects to be determined based on park need and equipment replacement schedules.

### **301.0017 Park Playground Resurfacing – Annual Program, Continuation/1-Time**

Carry forward \$10,294 in project expenditures funded by project balance and increasing the total amount available in 2023 to \$25,294. The amount available in 2024 remains unchanged at \$15,000. This annual program includes \$10,000 per year cost per the current 6-year CIP plan. Playgrounds at all City parks are used year round. The engineered wood chips below the structure gets compressed, worn down and migrates to the edges of the park. Replacement is needed to keep the areas safe and to meet national playground and risk management safety standards. Besides wood chips, mats and other surfacing materials are purchased to support areas under swings, slides and entry ramps. The \$10,000 per year allows for purchases of approximately 200 cubic yards each year to update all city parks. Traditionally, the City purchases large quantities in advance of Parks Appreciation Day and Make a Difference Day and utilizes volunteers to move and spread the material.

### **301.0019 Edgewater Dock, Continuation/1-Time**

Add \$51,556 in project expenditures funded by project balance. The City will submit for an RCO grant for the next round in 2023. The additional funds will be used for engineering, traffic study, design, and cost estimating in advance of the grant application.

This budget adjustment results in a life-to-date through 2024 cost estimate of \$175,000 funded by:

\$50,000 REET  
\$125,000 General Fund  
**\$175,000 Total Sources**

### **301.0020 Wards Lake Improvements, Continuation & New/1-Time**

Carry forward/add \$3,671,648 (includes \$1,436,912 new) in project expenditures funded by project balance \$328,459, MVET Paths & Trails \$23,575, WWRP grant \$500,000, Land & Water Conservation Fund \$1,000,000, YAF Grant \$350,000, REET \$900,206, and transfer in from SWM \$56,277 for storm drainage element of the project. Add \$20,200 from General Fund to cover loss of Pierce County Conservation Futures.

This budget adjustments results in a life-to-date through 2024 cost estimate of \$5,982,068 funded by:

- \$7,315 Grant - Pierce County Conservation Futures
- \$1,850,000 Funds Anticipated
- \$500,000 Grant - WWRP
- \$1,000,000 Grant- LWCF (Land & Water Conservation Fund)
- \$350,000 Grant - YAF (Youth Athletic Fields)
- \$252,840 Grant – DOC (Department of Commerce)
- \$237,500 General Fund
- \$1,660,837 REET
- \$100,000 SWM
- \$23,575 MVET for Paths & Trails
- \$5,982,068 Total Sources**

The City received a grant in 2020 to purchase two parcels of land near Wards Lake Park. One of the parcels was purchased in 2020. The other parcel has been extremely complicated due to having to define and divide portions of three parcels to create one, amend a binding site plan and address title issues. A reimbursement of \$7,315 was received to reimburse for 2020 appraisal costs. If the purchase were to be completed, the City anticipated receiving \$27,500 in 2022 to offset 50% of the land costs. Due to complications regarding the binding site plan, multiple parties and legal issues delayed the purchase, the City will not receive the remaining Pierce County Conservation Futures since the funding period ended.

Wards Lake Park is located in the Northeast neighborhood area of Lakewood. Since incorporation, the City has utilized a variety of funding sources (approx. \$2 million) to purchase several parcels of contiguous land to make up the Wards Lake Park property. At over 26 acres, Wards Lake is an amazing natural area in a densely populated area. This project would start to implement elements of the master plan approved in 2010. Improvements would include removing aquatic vegetation affecting the storm water pond, demolition and removal of the vacated duplex near the 25th Ave South entry and park development accessible from 88th street south. Development would include pathways to connect to current trail system, enhanced open space areas, picnic shelter, tables and benches and access to a fishing dock (already on site). The City will work with the neighborhood to discuss improvements and impacts. We will also work with adjacent property owners to purchase land or obtain easements to create a loop trail around Wards Lake which would provide more pedestrian access and also allow City to more easily access and clean up area(s) when dumping or encampments are created.

### **301.0022 Banners & Brackets, Continuation/1-Time**

Carry forward \$7,858 in project expenditures funded by project balance. This budget adjustments results in a life-to-date through 2024 cost estimate of \$50,000 funded by the General Fund. The majority of work on this project occurred prior to the COVID-19 pandemic when old banners and brackets were replaced and integrated with the current banner program to identify and beautify areas. The remaining funds will be used for brackets, equipment and materials needed to support hanging baskets and planters primarily in the Motor Avenue area. Since the area was not being used regularly the City waited to reduce wear and tear and potential for vandalism.

### **301.0027 American Lake Improvements, Continuation & New/1-Time**

Carry forward/add \$2,142,400 funded (includes new \$1,782,452) project expenditures funded by project balance \$982,341, WWRP Grant \$433,006, ALEA Grant \$500,000, Department of Commerce Grant from state legislative ask \$227,053, General Fund \$1,710,877 and REET \$71,575.

This budget adjustments results in a life-to-date through 2024 cost estimate of \$4,193,792 funded by:

\$500,000 Grant - WWRP

\$500,000 Grant - ALEA

\$252,840 Grant - DOC (Department of Commerce)

\$35,000 Pierce County

\$3,500 Donations/Contributions

\$2,330,887 General Fund

\$571,575 REET

**\$4,193,792 Total Sources**

American Lake park is a 5 ½ acre park with upland play spaces and viewing areas, 450 feet of fresh water shoreline and also includes a boat launch. This project will expand and improve 3 acres of the 5 acre site. By completing this project, American Lake Park will continue to be an important community asset providing a place where visitors can play, exercise, gather and enjoy the outdoors. Improvements will include ADA access to the waterfront, a new restroom building, group picnic shelter, viewpoint upgrades, and new entry sign.

### **301.0028 Oakbrook Park Improvements, Continuation/1-Time**

Carry forward \$50,000 in project expenditures funded by project balance.

This budget adjustments results in a life-to-date through 2024 cost estimate of \$200,000 funded by:

\$37,000 Grant - Pierce County

\$100,000 General Fund

\$63,000 REET

**\$200,000 Total Sources**

Oakbrook Park is located in the NW neighborhood of Lakewood. In 2022 (\$50,000) funds were provided to make improvements at this site. After meeting with neighborhood groups, additional resources totaling \$100,000 is needed to complete the anticipated improvements which include: picnic shelter, perimeter walking path, site furnishings, vegetation removal, landscaping, fencing and sport court.



### **301.0031 Fort Steilacoom Parks Turf Infields, Continuation/1-Time**

Carry forward \$5,883,203 in project expenditures funded by project balance \$264,487 and grants totaling \$5,618,716. Pierce College increased their financial contribution from \$1,600,000 to \$4,472,339, an increase of \$2,872,339. In addition to paying for their share of infield turf, Pierce College will install outfield turf, add ballfield lighting for field #3 that they would use along with all the necessary electrical upgrades and some other proposed improvements such as dugouts, press box, and batting facility.

This budget adjustment results in a life-to-date through 2024 cost estimate of \$6,082,339 funded by:

\$4,472,339 Grant - State Community College Pierce

\$350,000 Grant – YAF (Youth Athletic Fields)

\$994,700 Grant – DOC (Department of Commerce)

\$15,300 General Fund

\$250,000 REET

**\$6,082,339 Total Sources**

The City has made major improvements at Fort Steilacoom Park to support youth sports in recent years. This project would continue in that tradition. The baseball fields at Fort Steilacoom Park serve youth throughout Pierce, Thurston and South King Counties, and are also home to the Lakewood Baseball Club. Often baseball tournament organizers select tournament locations where they are assured a full day or weekend of play. Replacing these dirt infields with synthetic turf material would make Fort Steilacoom Park a more desirable location for large tournaments. Fields could be used year round in all types of weather. This improvement would also save the City 60% on annual ballfield maintenance costs. By leaving the grass outfields, the City would retain an old fashioned baseball tradition and feel of playing on the grass. With an increase in ballgames, these fields could provide local economic increases for businesses, restaurants, and hotels in and around Lakewood. This project also includes the development of a home field for Pierce College baseball program.

### **301.0032 Springbrook Park Expansion Phase V, Continuation/1-Time**

Carry forward \$1,409,945 in project expenditures funded by project balance \$739,481, various project savings \$77,659 and Department of Commerce grant \$592,805. The total project cost includes legal fees associated with the Louwien property and removal of the house.

This budget adjustment results in a life-to-date through 2024 cost estimate of \$1,875,916 funded by:

\$757,540 Department of Commerce Grant

\$19,000 Tacoma Pierce County Health Department Grant

\$900,100 General Fund

\$121,616 Springbrook Park Acquisition Phase III Project Savings

\$77,659 Various CIP Project Savings

**\$1,875,916 Total Sources**

This project continues City efforts to improve the quality of life for residents in the Springbrook neighborhood. This project would help us restore the ecosystem along approximately 660 linear feet of shoreline, improve water quality, and create a healthy place for Springbrook residents. Restoration efforts will improve the biodiversity of native and aquatic plants and improve water quality within this important salmon bearing riparian area. Other improvements could include walking paths, viewpoints, picnic and open space areas on park property and SWM property across the bridge. The project was delayed for 12 months due to permitting issues.

### **301.0034 Park Sign Replacement/Monument Signs, Continuation/1-Time**

Carry forward \$209,104 in project expenditures funded by project balance.

This budget adjustment results in a life-to-date through 2024 cost estimate of \$330,000 funded by:

\$120,000 General Fund

\$210,000 REET

**\$330,000 Total Sources**

### **301.0037 Seeley Lake Improvement Project, Continuation/1-Time**

Carry forward \$81,399 in project expenditures funded by project balance \$31,399 and transfer in from SWM \$50,000 for the storm drainage element of the project. Pierce County will be contributing approximately \$100,000 in additional funding directly to project and site improvements to include parking area, trail access, bidding and construction management.

This budget adjustment results in a life-to-date through 2024 cost estimate of \$175,000 funded by:

\$100,000 Pierce County Grant

\$25,000 General Fund (new)

\$50,000 SWM

**\$175,000 Total Sources**

### **301.0038 Playground Replacement – Annual Program, Continuation/1-Time**

Carry forward \$55,000 in project expenditures funded by project balance and increasing the total amount available in 2023 to \$165,000. The amount available in 2024 remains unchanged at \$125,000.

Playgrounds are an important amenity in city parks, especially neighborhood parks. Playgrounds are regularly inspected and repaired as needed. The life span of a playground is influenced by use, materials and environment but can typically last between 15-20 years.

### **301.0041 Parks Sign Replacement (Design), Continuation/1-Time**

Carry forward \$16,416 project balance and add new \$42,930 from various parks CIP savings, interest, miscellaneous, etc. While reviewing park entry sign design options, the City Council requested expansion of the program to include a review of signs city-wide to ensure they are cohesive uniform. Outside support and skills are needed to provide review, design services and project management.

This budget adjustment results in a life-to-date through 2024 cost estimate of \$62,930 funded by:

\$20,000 General Fund

\$42,930 Various CIP Project Savings

**\$62,930 Total Sources**

Council authorized \$20,000 in the 2022 budget for design services to support a park sign replacement program for 11 different park sites. The City created a stakeholders group to support the project. During the first stakeholders meeting it became apparent there were several concurrent projects and community needs that could be coordinated to make best use of the stakeholder team and the hired consultants. Examples include electronic reader boards, park and pedestrian and vehicle wayfinding. The expanded scope of work will focus on park wayfinding to include the Ft. Steilacoom park main entry, and communications and electronic reader boards.

### **301.0042 Downtown Park Schematic Design & Planning, Continuation/1-Time**

Carry forward \$100,000 for schematic design and planning. The City's Legacy Plan regarding Parks Capital Facility Plan (PCFP) consists of the top ranked projects. Two PCFPs are provided to account for the development of two different downtown parks: 1) a 2-acre park and 2) a 4-acre park. Funds will be used to explore the options, including schematic design and planning.

This budget adjustment results in a life-to-date through 2024 cost estimate of \$100,000 funded by:

\$100,000 General Fund

**\$100,000 Total Sources**

### **301.0045 Motor Avenue Uplighting & Gary Oaks, New/1-Time**

Add \$27,458 funded by various CIP project saving, interest, etc. The City's downtown sub area plan identifies improvements to road corridors for vehicular and pedestrian functioning and safety. General streetscape improvements such as street lighting, landscaping and signage contribute to increase use and the overall public experience. These funds will be used to design, install and add up lighting and landscaping improvements near the Garry oak trees adjacent to the new public art installation and colonial plaza festival street improvements on Motor Avenue.

This budget adjustment results in a life-to-date through 2024 cost estimate of \$98,329 funded by:

\$15,000 General Fund

\$83,329 Various CIP Project Savings

**\$98,329 Total Sources**

Uplighting of the oak trees on the city property near the old QFC project was complete in 2022. However, additional work is needed to landscape the area, install water meter and plantings. This will be done in the spring. Costs for lights/meters was \$54,000 with the remainder to be used for landscaping (install water service/meter, update irrigation and landscaping supplies. The City will do the work. The infrastructure (water and power meters / systems) put in now may support future events, restroom building or community park.

### **301.0048 Nisqually Partnership Project, Continuation/1-Time**

Add \$50,000 to increase the state legislative ask to \$300,000 for a total project cost of \$300,000.

The City, in partnership with the Nisqually Indian Tribe, is expected to receive \$250,000 from the state legislature to fully fund art and signage improvements at Fort Steilacoom Park related to the history and culture of the Nisqually Indian Tribe. The City of Lakewood and the Nisqually Indian Tribe are engaged in a collaborative partnership to develop interpretive installations on public lands within the City featuring the unique culture and history of the Nisqually Indian Tribe. The City and Nisqually Indian Tribe's partnership pilot project at Ft. Steilacoom Park intends to add signage, art, and interpretive information throughout the park that will provide an introduction to the Nisqually people and will include Lushootseed language. The installations incorporate information regarding Chief Leschi's legacy. Cultural interpretive markers will be installed along the 1.7 mile Nisqually Loop Trail. The plaza area will include a new kiosk sign with historic territory map, land acknowledgement statement and introduction to Nisqually tribe along with new benches that include tribal artwork. The Nisqually loop trail will include 6-8 interpretive markers featuring seasonal tribal cultural practices and/or highlighting flora and fauna endemic to the park with Lushootseed language along the trail. The Chief Leschi Trailhead will include kiosk signage and a significant sculptural art installation at newly established park entrance honoring the past and present legacy of the tribe and Chief Leschi.

## **Fund 302 Transportation Capital**

### **302.0000 Earmark Traffic Mitigation LTD 2022 Balance, Continuation/1-Time**

Life-to-date through December 2022 traffic mitigation fees received total \$103,505. Plan for the use of these moneys is to first to construct a new traffic signal at Avondale and Gravelly Lake Drive to include signal coordination along the Gravelly Lake Drive Corridor. The estimated cost for a new traffic signal in 2020 dollars is roughly \$700,000 and is anticipated to be covered 50% by traffic mitigation funds matched by 50% City funds. The carry forward budget adjustment includes earmarking \$103,505 of life-to-date 2022 funds for this purposes.

### **302.0001 Personnel, Engineering, Professional Services, Continuation/1-Time**

Carry forward project expenditures of \$114,824 funded by project balance resulting in a 2023 budget of \$761,824. This project accounts for Public Works Engineering time for grant writing, feasibility studies, street capital program management, federal funding reporting requirements, and professional services. The professional services include traffic engineering studies, professional land surveyor research and exhibits, geotechnical and structural engineering, and comprehensive planning. The 2024 budget remains unchanged at \$679,000.

### **302.0002 New LED Street Light, Continuation/1-Time**

Carry forward project expenditures of \$285,529 funded by project balance. This budget adjustments results in a 2023 budget of \$465,529. The 2024 budget remains unchanged at \$180,000.

### **302.0003 Safety: Neighborhood Traffic Safety/Traffic Calming, Continuation/1-Time**

Carry forward \$34,990 in project expenditures funded by project balance. This budget adjustment results in a 2023 budget of \$59,990. The 2024 budget remains unchanged at \$25,000.

### **302.0004 Minor Capital & Major Maintenance, Continuation/1-Time**

Carry forward \$112,849 in project expenditures funded by project balance. This budget adjustment results in a 2023 budget of \$372,849. The 2024 budget remains unchanged at \$260,000

### **302.0005 Chip Seal Program – Local Access Roads, Continuation/1-Time**

Carry forward \$198,764 in project expenditures funded by project balance. This budget adjustment results in a 2023 budget of \$558,764. The 2024 budget remains unchanged at \$360,000.

### **302.0024 Streets: Steilacoom Blvd – Farwest to Phillips Road (ROW Only), Continuation/1-Time**

Carry forward \$718,037 in project expenditures funded by project fund balance \$523,002 and Federal WSDOT \$195,035.

This budget adjustment results in a life-to-date through 2022 cost estimate of \$2,038,388 funded by:

\$1,101,883 Federal WSDOT Grant

\$134,052 Other/Town of Steilacoom

\$163,190 General Fund

\$526,300 REET

\$15,964 SWM

\$97,000 Unallocated CIP (from various project savings, interest earnings, miscellaneous revenue)

**\$2,038,388 Total Sources**

### **302.0074 Streets: South Tacoma Way – 88<sup>th</sup> to 80<sup>th</sup> Street, Continuation/1-Time**

Carry forward \$413,506 in expenditures funded by project balance \$128,692 and Federal Highway Administration (FHWA) grant balance \$284,814.

This budget adjustment results in a life-to-date through 2024 cost estimate of \$4,618,935 funded by:

- \$389,250 Grant - FHWA
- \$6,685 Contributions
- \$2,500,000 Funds Anticipated – Congressional Direct Spending
- \$1,723,000 REET
- \$4,618,934 Total Sources**

### **302.0083 Hipkins Road SW from Steilacoom Blvd to 104<sup>th</sup> St SW Continuation/1-Time**

Carry forward \$313,050 funded by project balance \$1,043,000 and transfer in from SWM \$190,000 for storm drainage element of project. SWM contribution increased by \$153,500 resulting in a decrease in the amount of REET source needed, which will be transferred back to REET fund.

This budget adjustment results in a life-to-date through 2024 cost estimate of \$3,640,000 funded by:

- \$1,422,000 GO Bonds Funded by TBD \$20 VLF
- \$1,337,000 REET
- \$364,000 TBD \$20 VLF
- \$517,000 SWM
- \$3,640,000 Total Sources**

### **302.0096 Union Avenue, Berkley to Thorne Lane, Continuation & New**

Carry forward \$1,065,000 funded by project balance \$65,000, new TIB Grant \$500,000, new allocation from REET \$452,000 for grant match and new fee-in-lieu from Manic Meatballs \$48,000 for grant match. The funds from Manic Meatballs is for construction of curb, gutter, sidewalks, driveways for 175 feet of street frontage as part of the development permit requirements.

The budget adjustment results in a life-to-date through 2024 cost estimate of \$1,065,000 funded by:

- \$500,000 Grant - TIB
- \$452,000 REET (Grant Match Match)
- \$48,000 Fee-in Lieu Manic Meatballs (Grant Match)
- \$65,000 General Fund
- \$1,065,000 Total Sources**

### **302.0098 Pine Street Sidewalk & Pedestrian Crossing, New/1-Time**

Carry forward \$172,716 funded by project balance \$86,000 and WSDOT Grant \$86,716. The project scope includes installing a full traffic signal at 84th & Pine along with sidewalks on Pine Street 200' north along with street lighting. Additional elements include pedestrian lighting at crossings, crosswalks, ADA curb ramp retrofits, bike lanes on Pine Street, lighting, and removal of some on-street parking.

The budget adjustment results in a life-to-date through 2024 cost estimate of \$1,080,330 funded by:

- \$883,000 Grant - WSDOT
- \$86,000 REET
- \$111,330 SWM
- 1,080,330 Total Sources**

### **302.0114 112<sup>th</sup> St SW – Clover Park High School Sidewalk – Gravelly Lake Drive to Highland, Continuation/1-Time**

Carry forward \$54,679 funded by project balance. Project scope includes pedestrian lighting at crossings, school speed zone flashing beacons and signage re-installed, ADA curb ramp retrofits, sidewalk with curb, pedestrian-scale lighting, and bike lane on one side of the road.

The budget adjustment results in a life-to-date through 2022 cost estimate of \$743,130 funded by:

\$656,000 WSDOT Safe Routes to Schools

\$87,130 REET

**\$743,130 Total Sources**

### **302.0116 Custer Road from Bridgeport Way to 75<sup>th</sup> Street - Continuation/1-Time**

Carry forward \$65,000 funded by project balance for design to position the City for pursuing grant funding for completion of design and construction. Design will include the option of adding a middle turn lane to aid access to the many businesses along this corridor. This would require a number of rights of way (ROW) acquisition. This project will consist of public outreach on the design, roadway surface improvements, curb, gutter, sidewalks, street lighting, drainage, and identification of any ROW acquisition needs.

This budget adjustment results in a life-to-date 2024 cost estimate of \$65,000 funded by:

\$65,000 General Fund

**\$65,000 Total Sources**

### **302.0131 Overlay & Sidewalk Fill-In: Custer Rd - John Dower to 500' West of Bridgeport Way, Continuation/1-Time**

Carry forward \$1,535,303 funded by project balance \$11,303, WSDOT grant \$1,382,000 and transfer in from SWM \$142,000 for storm drainage element of project and remove grants anticipated of \$125,000 in 2024. This project costs of two phases of work. Phase 1 constructs improvements to the existing signal at John Dower and Custer Boulevard with left turn pockets and includes curb/gutter and sidewalks on the north side of Custer from the intersection to the existing sidewalk approximately 500' west of Bridgeport Way. Phase 2 is under design and will identify ROW needs and will be used in pursuit of additional funding as opportunities arise.

This budget adjustment results in a life-to-date through 2024 cost estimate of \$1,762,000 funded by:

\$1,420,000 Grant – WSDOT (Phase 1)

\$75,000 General Fund (Phase 2)

\$142,000 SWM

**\$1,637,000 Total Sources**

### **302.0133 Streets & Sidewalks: Steilacoom Blvd (Farwest to Weller) ROW, Continuation/1-Time**

Carry forward \$935,000 in project expenditures funded by project balance \$165,000 and PSRC grant \$935,000. This project is the ROW acquisition and construction to add sidewalks and bike lanes from 87th Ave SW to Weller Rd. Improvements would include Curb, gutter, sidewalks, sharrows, turn lanes, street lighting, drainage, and overlay.

This budget adjustment results in a life-to-date through 2024 cost estimate of \$6,130,000 funded by:

\$935,000 Grant – PSRC (ROW)

\$1,500,000 Grant – PRSC (Construction)

\$442,680 Grant – TIB (Construction)

\$2,301,800 Grant - Safety (Construction)

\$950,520 REET

**\$6,130,000 Total Sources**

### 302.0135 JBLM North Access, Continuation & New/1-Time

Carry forward \$6,249,607 in project expenditures funded by project balance \$4,439,930, developer contributions including Lakewood Water District \$845,829, TIB Grant \$605,999 transfer in from SWM \$357,849 for storm drainage related element of the project. The improvements paid by Lakewood Water District will be owned by the District.

The budget adjustment results in a life-to-date through 2024 budget of \$22,245,580 as follows:

#### Sources:

\$ 5,484,970 GO Bonds  
\$ 6,698,002 TIB Grant  
\$ 252,860 General Fund  
\$ 2,352,638 REET  
\$ 195,000 TBD \$20 VLF  
\$ 150,126 Developer Fees  
\$ 4,311,914 SWM  
**\$19,445,510 Subtotal City**  
\$ 2,800,070 Lakewood Water District  
**\$22,245,580 Total Project**

#### Uses:

\$ 2,176,000 Preliminary Engineering  
\$ 122,710 ROW Acquisition  
\$ 6,775,000 Phase 1 Construction & 5% Contingency  
\$ 389,500 Construction Management Phase I  
\$ 9,582,300 Phase 2 Construction & 5% Contingency  
\$ 400,000 Construction Management Phase 2  
**\$19,445,510 Subtotal – City**  
\$ 2,800,070 Lakewood Water District  
**\$22,245,580 Total Project**

Through this project, the City will reconstruct the roadway along Washington Boulevard between Interlaaken Drive and Edgewood Avenue, along Edgewood Avenue between Washington Boulevard and North Gate Road, along North Gate Road between Edgewood Avenue between North Gate Road and Nottingham Road, and along Vernon Avenue between Washington Boulevard and Veterans Drive. Improvements include reconstructed pavement, storm drainage, water main, street lighting, curb, sidewalk and landscaping. All water main work will be covered by the Interlocal agreement with the Lakewood Water District currently in place. It is anticipated that construction will be completed in March, 2024. This second phase of the JBLM North Access Improvement Project will complete a vision for the corridor from JBLM North Gate to I-5 the City has been working towards since 2020.

### 302.0136 100<sup>th</sup> St SW from Lakeview Drive to South Tacoma Way, inclusive of 40<sup>th</sup>, Continuation/1-Time

Carry forward \$583,381 funded by project balance \$50,831 funded by new PSRC Grant \$413,230 and new REET \$119,770 for grant match. The grant covers design of 100<sup>th</sup> Street: Lakeview to South Tacoma Way.

The budget adjustment results in a life-to-date through 2024 cost estimate of \$633,000 funded by:

\$413,230 PSRC Grant  
\$100,000 General Fund  
\$119,770 REET  
**\$633,000 Total Sources**

### 302.0137 Streets: Steilacoom Boulevard/88<sup>th</sup> (Weller to Custer Road), Continuation/1-Time

Carry forward \$2,131,875 in project expenditures funded by project balance \$1,962,175, Federal WSDOT grant \$111,690 and transfer in from SWM \$58,010 for storm drainage element of project. The accounting below includes other projects that were merged with this project.

The budget adjustment results in a life-to-date through 2022 cost estimate of \$5,351,431 funded by:

\$1,197,000 Federal WSDOT Grant  
\$2,981,730 General Obligation Bonds  
\$75,000 General Fund  
\$405,194 REET  
\$461,506 Transportation Benefit District  
\$231,000 SWM  
**\$5,351,431 Total Sources**



### **302.0142 Ardmore/Whitman/93rd, Continuation/1-Time**

Carry forward \$213,881 in project expenditures funded by project balance \$179,381 and transfer in from SWM \$34,500 for storm drainage element of project. The intent of this project is to complete Ardmore/Whitman/93rd Streets with curb, gutter, and sidewalks and a new driving surface where appropriate. This will connect the Steilacoom Boulevard corridor to the new Colonial Plaza and Towne Center shopping complex. This will improve pedestrian and non-motorized access through the corridor and improve the ride quality for the motoring public that utilize this road. The reconstruction of this roadway will be accomplished by bringing the infrastructure up to current standards by completing the street lighting system along the corridor, curb, gutter and sidewalks, pavement milling of the existing roadway and an overlay to improve mobility and ride quality.

Existing traffic signals will be upgraded with cameras for vehicle detection, and improved storm drain facilities will be installed.

The budget adjustment results in a life-to-date through 2024 cost estimate of \$3,375,000 funded by:

\$1,683,500 REET

\$1,354,000 General Obligation Bonds

\$337,500 SWM

**\$3,375,000 Total Sources**

### **302.0144 146th St. SW: Murray Rd. SW to Woodbrook Dr. SW, Continuation/1-Time**

Carry forward \$41,036 in project expenditures and return of REET source not needed \$77,584 funded by project balance \$69,540 and transfer in from SWM \$49,080.

This budget adjustment results in a life-to-date through 2024 cost estimate of \$128,504 funded by:

\$40,584 Port of Tacoma

\$9,416 REET

\$50,000 SWM

**\$100,000 Total Sources**

### **302.0151 South Tacoma Way Between 96th St South & Steilacoom Boulevard, Continuation/1-Time**

Reduce expenditures by \$133,000 and reduce REET source by \$251,000. The purpose of this project is to reconstruct the wearing course of asphalt along South Tacoma Way between 96th Street SW and Steilacoom Boulevard. Improvements also include pavement repair, grinding, two-inch overlay, channelization, upgrading sidewalk ramps to conform to ADA, and signage.

This budget adjustment results in a life-to-date through 2024 cost estimate of \$868,000 funded by:

\$750,000 PSRC Grant

\$118,000 REET

**\$868,000 Total Sources**

### **302.0156 Angle Lane/Elwood Sidewalks and Pedestrian Pathway – Continuation & New/1-Time**

Add \$1,871,482 (includes \$941,241 new) in project expenditures funded by Complete Streets grant \$713,055, transfer in from General Fund \$549,000, transfer in from REET Fund \$316,241 and transfer in from SWM \$214,186 for storm drainage element of project.

This budget adjustment results in a life-to-date through 2022 cost estimate of \$900,000 funded by:

\$746,000 Complete Streets Grant

\$628,000 General Fund

\$316,241 REET

\$220,000 SWM

**\$1,910,241 Total Sources**



### **302.0164 Sidewalk Fill-in Farwest Dr from 112th to Lakes HS, & 100th St Ct SW to STL, Blvd, Continuation/1-Time**

Carry forward \$291,412 in project expenditures funded by project balance \$139,000 and Federal WSDOT grant \$152,412. The project scope includes pedestrian lighting, road reconfiguration, ADA curb ramp retrofits, sidewalk with curb, and bike lanes. Project is anticipated to open to traffic in July 2023.

The budget adjustment results in a life-to-date through 2024 cost estimate of \$1,653,030 funded by:

\$1,336,000 Safe Routes to Schools

\$317,030 REET

**\$1,653,030 Total Sources**

### **302.xxxx Military Road SW – Edgewood to 112th, New/1-Time**

Add \$48,600 in revenues and expenditures funded by REET for potential PSRC grant required local match.

The budget adjustment results in a life-to-date through 2024 cost estimate of \$48,600 funded by:

\$48,600 REET

**\$48,600 Total Sources**

## **Fund 303 Real Estate Excise Tax**

### **Increase REET Revenue Estimate, New/1-Time**

Increase REET revenue estimate by \$717,500 per year, resulting in revised estimates of \$2,917,500 per year. Actual revenues received are as follows: \$3.00M in 2019 / \$3.64M in 2020 / \$4.56M in 2021 / \$4.1M in 2022.

### **Transfers to Parks CIP**

Total \$1,084,912 – See Parks CIP Fund for details.

- \$1,013,337 to 301.0020 Wards Lake Park
- \$71,575 to 301.0027 American Lake Park Access

### **Transfers to Transportation CIP**

Total \$926,611 – See Transportation CIP Fund for details.

- \$99,399 to 302.0004 Minor Capital & Major Maintenance
- \$48,600 to 302.xxxx Military Road SW - Edgewood to 112<sup>th</sup>
- \$452,000 to 302.0096 Union Avenue, Berkley to Thorne Lane
- \$119,770 to 302.0136 100th St: 59th to South Tacoma Way
- (\$251,000) eliminate transfer to 302.0151 South Tacoma Way Between 96<sup>th</sup> St South & Steilacoom Blvd
- \$316,241 to 302.0156 Angle Lane/Elwood Sidewalks & Pedestrian Pathway

## **Fund 311 Sewer Capital Projects**

### **311.0002 Side Sewers, Continuation/1-Time**

Carry forward \$300,419 in project expenditures funded by project balance. This is annual program averaging \$51,000 per year starting in 2017.

The budget adjustment results in a life-to-date through 2024 cost estimate of \$408,000 funded by:

\$408,000 Transfer In From Fund 204 (4.75% Sewer Surcharge)

**\$408,000 Total Sources**

#### **311.0004 North Thorne Lane Sewer Extension, Continuation/1-Time**

Carry forward \$7,615 in project expenditures funded by project balance.

The budget adjustment results in a life-to-date through 2024 cost estimate of \$1,419,000 funded by:

\$450,000 Pierce County Interlocal Grant

\$35,000 Sewer Availability

\$934,000 Transfer In From Fund 204 (4.75% Sewer Surcharge)

**\$1,419,000 Total Sources**

#### **311.0005 Maple Street Sewer Extension, Continuation/1-Time**

Carry forward \$327,905 in project expenditures funded by project balance.

The budget adjustment results in a life-to-date through 2024 cost estimate of \$1,316,905 funded by:

\$1,141,905 Sewer Availability

\$27,000 General Fund (for transportation CIP element of project)

\$140,000 Transfer In From Fund 204 (4.75% Sewer Surcharge)

\$8,000 SWM (for storm drainage element of project)

**\$1,316,905 Total Sources**

#### **311.0006 Rose Road & Forest Road Sewer Extension, Continuation/1-Time**

Reduce current year's budget by \$6,069 for amounts spent in prior year.

The budget adjustment results in a life-to-date through 2024 cost estimate of \$1,209,000 funded by:

\$611,005 Sewer Availability

\$597,995 Pierce County ARPA Grant

**\$1,209,000 Total Sources**

### **Fund 401 Surface Water Management**

#### **401.0012 Outfall Retrofit Feasibility, Continuation/1-Time**

Carry forward \$60,000 in project expenditures funded by project balance. The budget adjustment results in a life-to-date through 2024 cost estimate of \$60,000 funded by SWM.

#### **401.0014 Water Quality Improvements 2021, Continuation/1-Time**

Carry forward \$228,531 in project expenditures funded by project balance. The budget adjustment results in a life-to-date through 2024 cost estimate of \$245,000 funded by SWM.

#### **401.0018 Waughop Lake Treatment, Continuation/1-Time**

Carry forward \$16,364 in project expenditures funded by project balance.

The budget adjustment results in a life-to-date through 2024 cost estimate of \$402,085 funded by:

\$301,883 SWM

\$46,565 Department of Ecology Grant

\$300,202 Pierce County Flood Control

**\$648,650 Total Sources**

#### **401.0020 Drainage Pipe Repair 2022, Continuation/1-Time**

Carry forward \$85,729 in project expenditures funded by project balance. The budget adjustment results in a life-to-date through 2024 cost estimate of \$350,000 funded by SWM.

#### **401.0021 American Lake Management District, Continuation/1-Time**

Carry forward \$32,912 in project expenditures funded by project balance from special assessments.

#### **401.0023 Clover Creek Reduction Study, Continuation & New/1-Time**

Carry forward \$188,987 in project expenditures funded by project balance. This budget adjustment result in a life-to-date through 2024 cost estimate of \$371,263 funded by SWM fees.

#### **401.0025 Drainage Pipe Repair 2023, Continuation/1-Time**

Carry forward \$30,719 in project expenditures funded by project balance. The budget adjustment results in a life-to-date through 2024 cost estimate of \$375,000 funded by SWM.

#### **Internal Service Charges**

See internal services funds for additional information.

#### **Transfers to Parks CIP**

Total \$206,277 – See Parks CIP Fund for details.

- \$100,000 to 301.0005 Chambers Creek Trail
- \$56,277 to Wards Lake Improvements
- \$50,000 to Seeley Lake Resource Conservancy Park

#### **Transfers to Transportation CIP**

Total \$823,045 – See Transportation CIP Fund for details.

- \$36,500 to 302.0083 Hipkins Road SW from Steilacoom Blvd to 104th St SW
- \$142,000 to 302.0131 Overlay & Sidewalk Fill-In: Custer-John Dower to 500' West of BPW
- \$357,849 to 302.0135 Streets: WA Blvd & Edgewood Dr (North Fort to Gravelly Lk. Dr.)
- \$58,010 to 302.0137 Streets: Steilacoom Blvd/88th (Weller to Custer Rd.)
- \$34,500 to 302.0142 Ardmore/Whitman/93<sup>rd</sup>
- \$194,186 to 302.0156 Angle Lane/Elwood Sidewalks and Pedestrian Pathway

#### **Fund 501 Fleet & Equipment**

#### **Vehicle & Equipment Purchases/Replacements, Continuation/1-Time**

Carry forward \$330,000 funded by replacement reserves \$280,000 and insurance proceeds \$50,000 for the following:

- \$65,000 Replace Police Vehicle 41790
- \$70,000 Replace Municipal Court Van 42160
- \$15,000 Purchase Safety Light for PRCS O&M Vehicles
- \$65,000 Replace PW/PRCS O&M Vehicle 42420
- \$50,000 Replace PRCS O&M Double Drum Roller 42970
- \$65,000 Replace PRCS O&M Rake-O-Vac 42880

#### **Police Public Address (PA) Microphones, Continuation/1-Time**

Carry forward \$18,000 for the purchase of PA microphones funded by replacement reserves. The Washington State Criminal Justice Training Commission (WSCJTC) is providing legislatively mandated training for all commissioned officers called Patrol Tactics. The training teaches de-escalation as well as basic patrol tactical concepts that includes high risk stops. These are used when an officer needs to detain/arrest a high risk subject (i.e. subject who did a shooting, robbery, or possesses firearms). The old technique was to use the PA microphone from the driver's seat and instruct the suspect to exit their car and walk back to the officer. The new tactic that is being taught/recommended by WSCJTC is to conduct this stop while the officer is standing at the rear of the patrol vehicle. This is a much safer technique and requires new microphones installed at the rear of the patrol vehicle at a cost of \$300 per marked patrol vehicle for a total cost of approximately \$18,000. This item was previously approved as part of the 2021/2022 mid-biennium budget adjustment but was not purchased in 2022.

## **Fund 502 Property Management**

### **City Hall Exterior Beam Painting, Continuation/1-Time**

Carry forward \$75,000 to seal and protect the exposed exterior beams on City Hall funded by replacement reserves. This was previously approved in 2019/2020 and is expected to be completed in 2023.

### **CW – City-wide Parking Lot Improvements, Continuation/1-Time**

Carry forward \$9,855 in project expenditures funded by project balance (replacement reserves). The city manages and maintains many parking lots throughout the City. The City purchased a striping machine in 2017 to support ongoing maintenance of the parking areas. Paint, signs, crack seal material and curb replacements are needed to maintain safe and efficient parking areas.

### **City Hall Space Reconfiguration Study, Continuation/1-Time**

Carry forward \$30,000 for consultant services to perform a needs and space assessment of City hall for post COVID-19 return to work/telework and the potential to reduce the footprint at City hall. This funding is in addition to the \$105,000 ARPA grant allocation. The City is looking to reconfigure the City's operations in City Hall to just the 1st and 2<sup>nd</sup> floors in order to open up the 3rd floor for other uses. These funds would be for the first phase, hiring a space expert to analyze how to organize the first two floors. Actual remodeling and relocation would be handled in future phases with as-yet unidentified funds. The proposed phase 1 plan does not include anticipating the creation of a vet center in City Hall; however, the idea is to consolidate space needed for City services (to one or two floors) to allow "other" types of businesses / agencies to use or lease space.

### **City Hall 3<sup>rd</sup> Floor ADA Improvements, New/1-Time**

Add \$16,000 for door access pad for hands free access to the 3<sup>rd</sup> women's restroom door as an ADA accommodation.

### **City Hall Stairwell Card Reader, New/1-Time**

Add \$14,000 for card reader access control. With employees returning to City Hall post Covid closures, new security measures were put in place to support staff and visitor ingress and egress. New card readers were installed to restrict access to first floor.

### **City Hall Energy Upgrades, New/1-Time**

Add \$421,566 for City Hall energy upgrades. Lakewood City Hall is over 20 years old and several of the building systems are experiencing lifecycle issues. Over the next six years or three biennium's, it is recommended that the City update the City Hall HVAC system which includes three components; the chillers (which create cold air); the boilers (that create warm air); and the air handlers (which move the air through the building). All systems contribute to City Hall air quality. In order to implement a facility upgrade project and to do the necessary and/or selected improvements within the required timeline, engineering is needed to develop the designs and plans needed to complete the work. The City will also need to allow time at the end of the project to review energy savings to ensure we have met compliance by June 1, 2028.

### **PD – Police Station Firearms Range Equipment, Continuation/1-Time**

Carry forward \$35,178 funded by project balance (replacement reserves). Repair/replace shooting range equipment as needed. Currently, it is difficult to estimate when a major repair is needed, therefore the request is to earmark some funds for that purpose. Due to the hazardous materials (lead) being used in the range, the HVAC system will need to be repaired/replaced along with the foam acoustic tiles. At that same time, new trap and target systems will be installed thus completing major systems upgrades to keep the facility state of the art.

### **PD Police Station Fuel Modernization, Continuation/1-Time**

Carry forward \$30,000 for repairs and maintenance. The fueling system that was installed as part of the original construction in 2009 is suffering multiple failures on an ongoing basis. As a result, the system is not accurately capturing fuel dispensing. The proposal is to replace the computerized system and pump with new modern equipment.

#### **PD – Police Station Parking Lot Improvements, Continuation/1-Time**

Carry forward \$1,293 funded by project balance (replacement reserves). Slurry seal should occur every 5 years on City parking lots to maximize the life and functionality of the pavement. The slurry seal helps replace the fines in the existing surface that have been created over time. The police station parking lot is over 10 years old and has not been resealed. A complete restripe is needed after a treatment.

#### **Police Station Generator Controls, New/1-Time**

Add \$75,000 to replace generator controls. The pro-logic computer (PCL) controls the Police Station backup generator system which is used as an emergency power supply during system / electrical failures. The automatic monthly testing sequence is out of sync and needs to be replaced in order to keep the generator in normal operating conditions.

#### **Police Station HVAC Controls, New/1-Time**

Add \$15,000 for replacement and installation. The controls for the Police Station HVAC system are the original equipment from 2009 and are no longer manufactured or supported on either parts or service. If/when they fail, the Police Station will not have HVAC until upgrades are made to the new controller, which could take weeks. As a preventative measure, controllers were ordered in September 2022 and installation date is pending delivery.

#### **Fort Steilacoom Park Caretaker's House Repairs, Continuation/1-Time**

Carry forward \$32,899 balance for repairs and maintenance at the Fort Steilacoom Park caretaker's house funded by internal service charges to the General Fund. Other than painting the exterior of the house in 2006 when the City took over maintenance and operations from Pierce County, there hasn't been any major repairs. The City Council authorized \$10,000 for a new roof and gutters necessary to keep the property in good useable condition and ensure a safe living environment is maintained for the tenant at this site. The original additional \$40,000 request is for the HVAC system, new doors and windows and updates to the electrical panel. The repairs are necessary to keep the property in good useable condition and ensure a safe living environment is maintained for the tenant at this site.

#### **Front Street O&M Shop Security System, Continuation/1-Time**

Carry forward \$26,073 for security system repairs and updates funded by internal service charges. The current security system at the Front St Shop was installed in 2013. The system started failing in 2019 and was patched together until the main components failed and cannot be replaced. The current system is also not compatible with the City's card reader system. This new system was proposed by our Information Technology team to interface with City systems and includes a new gate access and building control systems plus an intercom for visitor communication.

#### **Sound Transit Elevator, Continuation/1-Time**

Carry forward \$17,500 for elevator door replacement. The glass doors were smashed and the cost to replace the glass with glass is half the cost of replacing with stainless steel door panels, however, this cost is for every time the glass is broken. The replacement with a solid door instead will eliminate future breakage. The stainless steel doors are on back order and will be installed when received.

#### **Fund 503 Information Technology**

#### **Small Tools & Minor Equipment, Continuation/1-Time**

Carry forward \$11,500 for unforeseen requests city-wide.

#### **Computer Replacement, Continuation/1-Time**

Carry forward \$70,000 for computer replacement that were not completed in the prior years. Computer desktop, laptop & mobile device replacement is a necessity as the aging life of computers and mobile devices will drive replacements. Older computers are unlikely to support newer generation operating systems in the future. Whether by hardware failure or software obsolescence the city will need to replace computers and mobile devices to continue to function and provide services to the general public. Current replacement cycle for existing systems is 4 years.

#### **Document Management System, Continuation/1-Time**

Carry forward \$95,000. Working in partnership with GRM, City employees are working with the vendor to implement the document management system. This process will take some time to complete as the project spans across all City departments. Once completed, the system will provide a comprehensive solution for managing the creation, capture, indexing, storage, retrieval, and disposition of records within the city. The roll out has been slow due to other higher priority projects such as PALS/CED+, daily City operations, and more recently, issues with the GRM system requiring GRM engineers to resolve and City to test. Target date for completion is December 2023.

#### **Website Update/Redesign, Continuation/1-Time**

Carry forward \$4,785 for continuation of the City's website redesign project. This process will modernize the system; provide additional enhancements to include video, enhanced customer service options and to provide a solution, which not only looks better, but one that works better for both visitors and search engines.

#### **Server/Hardware Upgrades, New/1-Time**

Carry forward \$50,000 to replace two physical servers that have reached the end of life but not yet replaced. It is essential to maintain information technology equipment that performs critical processing functions at a level to ensure their reliability and availability to support the business process for the City. Objectives related to energy efficiency, performance & operating system migration will be thoroughly considered prior to procurement. Further analysis related to the separation of processing capability and data management will be evaluated as well as positioning to improve our security, disaster recovery and continued business operations.

#### **RHSP Software Enhancements, New/1-Time**

Carry forward \$30,000 for third party software developer to continue working with RHSP team to streamline the processes, resolve outstanding bugs and implement newly requested.

#### **Phone System Upgrade, New/1-Time**

Carry forward \$20,000 for upgrade of phone system servers and controllers. The City is currently two upgrade versions behind and is likely another version will be released in 2023/2024 which would make the City three versions behind and is not recommended.

#### **Copier Replacement, New/1-Time**

Add \$10,000 for copier replacement. The existing copiers are in need of replacement due to continuous maintenance and repair required to keep them up and running. These replacement copiers will continue to provide secure printing, scanning, repository hold and e-mail capability.

#### **GIS Streetsaver Software Upgrade, New/1-Time**

Add \$5,000 in additional funds to reflect higher than anticipated costs. The 2023/2024 original budget includes \$3,500 for the purchase of Streetsaver software upgrade for integration into the City's GIS platform. The City uses a proprietary software to evaluate existing roadway conditions. Adding on the functionality of GIS compatibility will improve the City's ability to manage the visual representation of the data and reflect roadway conditions to other.

#### **Replace Firewall, New/1-Time & Ongoing**

Add \$60,000 to replace the current firewall that will reach end of life in December 2023 which means no more software updates or patches. Also, add ongoing m&o costs of \$20,000 in 2024.

#### **Storage System, New/1-Time & Ongoing**

Add \$109,850 for the purchase of storage system Disaster Recovery (DR) site as previously approved by City Council. The City has been planning and building a DR site to be housed in a data center in Hillsboro Oregon. This site will be used by the City to maintain a replica of city's core systems and for restoring its information technology infrastructure when/if the primary center is affected by a natural or man-made disaster. DR sites are often built in a remote location so as to ensure that the disaster which has affected the primary site will not affect the secondary site as well. The DR site will allow the City to resume conducting operations and delivering services with minimal disruption, until the primary location is restored. To build the DR site, the City is using mostly existing and replacement equipment,



however, greater storage capacity is needed for this location. The purchase of a Dell/DD6900 storage system with 60TB net storage capacity from Xiologix utilizing the Washington State Contract # 05815044 provides the capacity needed. The estimated annual ongoing M&O cost is \$25,000 per year.

#### **CrowdStrike, New/1-Time**

Add \$38,000 in 2023 and \$54,550 in 2024 for purchase of CrowdStrike as previously approved by City Council for information systems security malware detection and respond system and services, replacing and enhancing the current Palo Alto antivirus system. CrowdStrike products and services, include monitoring and prevention of malicious attacks on our infrastructure. The products and services described will be supplied by CrowdStrike directly and includes 24 hour monitoring, detection and response. CrowdStrike is one of the leading systems for Endpoint Detection and Response (EDR) and Managed Detection and Response services (MDR).

#### **Managed Services Provider, New/1-Time**

Add \$123,250 in 2023 and \$174,000 in 2024 for purchase of information technology managed services as previously approved by City Council. There are many aspects of the information technology services that require specialized knowledge to manage and maintain. It is difficult for smaller organizations to recruit and retain experts in all areas of technology. Contracting with Managed Service Providers (MSPs) is an efficient opportunity to acquire multiple talents and services in one package to augment the City's information technology skill pool and bandwidth. During the past several years, the City has made great efforts in maintaining core systems while expanding the support for the end-users, a large number of devices, applications and services in addition to exposing our systems for interconnecting with other jurisdictions, providing online services for citizens, and telework capability for staff and much more. This growth has also increased vulnerabilities and reliance on information technology services has introduced the need for additional skills to protect and keep up with the changing landscape. A managed services provider (MSP) is an outsourced company that provides proactive management of information technology by a third party on behalf of an organization. These professionals have the technical expertise, personnel resources, automated software, and insightful solutions necessary to monitor the organization's technology infrastructure remotely, and respond and prevent technical issues from occurring. The proposed MSP includes: performance monitoring of critical IT infrastructure components, including networks, servers, end point devices, applications, databases, patch management, multifactor authentication, and helpdesk. The MSP does not replace City's IT personnel, rather it supplements it, improves the customer service level, and allows time for future enhancements.

#### **Microsoft 365, New/1-Time & Ongoing**

Add \$55,000 ongoing (includes \$20,000 1-time implementation) in 2023 and \$115,000 in 2024. This project is part of the City's strategic plan to migrate applications and data to secure cloud. Microsoft 365 is a turnkey suite of integrated collaboration and productivity applications designed to be deployed all at once to save time and resources. Businesses can use Microsoft 365 to deploy IT infrastructure that incorporates desktop and mobile devices, and the security and authentication systems required to keep data safe in a mobile workforce environment. Microsoft 365 combines features and toolsets from the Windows operating system, the Office 365 productivity suite and the Enterprise Mobility and Security package, which establishes authentication and security protocols for employees and systems to protect data and infiltration by outside influences.

### **504 Risk Management**

#### **Insurance Proceeds, Continuation/1-Time**

Transfer \$50,000 vehicle insurance proceeds to Fleet & Equipment.

#### **WCIA Assessment, New/1-Time**

Add \$54,000 per year for WCIA assessment to account for increases in general liability.

#### **Bridgeport Gateway Replacement, New/1-Time**

Add \$70,000 for replacement of Bridgeport Way Gateway funded by insurance proceeds.

ORDINANCE NO.

AN ORDINANCE of the City Council of the City of Lakewood, Washington, adopting the 2023/2024 Biennial Budget.

WHEREAS, the tax estimates and budget for the City of Lakewood, Washington, for the 2023/2024 fiscal biennium have been prepared and filed on October 3, 2022 as provided by Titles 35A.34 and 84.55 of the Revised Code of Washington; and

WHEREAS, the budget was printed for distribution and notice published in the official paper of the City of Lakewood setting the time and place for hearing on the budget and said notice stating copies of the budget can be obtained on-line and at the Office of the City Clerk; and

WHEREAS, the City Council of the City of Lakewood having held a public hearing on November 7, 2022, and having considered the public testimony presented; and

WHEREAS, the City Council of the City of Lakewood adopted Ordinance 779 on November 21, 2022 implementing the 2023/2024 Biennial Budget; and

WHEREAS, the City Council of the City of Lakewood finds it necessary to revise the 2023/2024 Budget to: revise the estimated beginning balances to reflect the 2022 ending fund balance; incorporate items previously approved by the City Council, appropriate projects funded by grants and contributions; continue capital projects; and include new allocations as necessary.

WHEREAS, the City Council of the City of Lakewood having held a public hearing on the 2023 Carry Forward Budget Adjustment on May 1, 2023

NOW, THEREFORE, THE CITY COUNCIL OF THE CITY OF LAKEWOOD, WASHINGTON DO ORDAIN as follows:

Section 1. Budget Amendment. The budget for the 2023/2024 biennium as set forth in Ordinance 779, Section 1 and as shown in Exhibit C (2023/2024 Original Adopted Budget) is amended to adopt the revised budget for the years 2023 and 2024 in the amounts and for the purposes as shown in exhibit A (Proposed Revised budget by Fund – Year 2023) and Exhibit B (Proposed Revised Budget by Fund – Year 2024).

Section 2. Severability. If any section, sentence, clause or phrase of this Ordinance shall be held to be invalid or unconstitutional by a court of competent jurisdiction, or its application held inapplicable to any person, property or circumstance, such invalidity or unconstitutionality or inapplicability shall not affect the validity or constitutionality of any other section, sentence, clause or phrase of this Ordinance or its application to any other person, property or circumstance.

Section 3. Copies of the Budget to Be Filed. A complete copy of the final budget as adopted herein shall be transmitted to the Office of the State Auditor, the Association of Washington Cities and to the Municipal Research and Services Center of Washington. Copies of the final budget as adopted herein shall be filed with the City Clerk and shall be made available for use by the public.



Section 4. Effective Date. The Ordinance shall be in full force and effective for the fiscal years 2023 and 2024 five (5) days after publication as required by law.

ADOPTED by the City Council this 15<sup>th</sup> day of May, 2023.

CITY OF LAKEWOOD

\_\_\_\_\_  
Jason Whalen, Mayor

Attest:

\_\_\_\_\_  
Briana Schumacher, City Clerk

Approved as to Form:

\_\_\_\_\_  
Heidi Ann Wachter, City Attorney

EXHIBIT A  
PROPOSED REVISED BUDGET BY FUND - YEAR 2023

Fund	Beginning Fund Balance			Revenue			Expenditure			Ending Fund Balance
	Prior Amount	Adjustment	Revised	Prior Amount	Adjustment	Revised	Prior Amount	Adjustment	Revised	
<b>General Government Funds:</b>	<b>21,309,004</b>	<b>5,251,861</b>	<b>26,560,865</b>	<b>54,253,705</b>	<b>13,624,674</b>	<b>67,878,379</b>	<b>58,594,205</b>	<b>19,739,385</b>	<b>78,333,590</b>	<b>16,105,654</b>
001 General	\$ 15,837,013	\$ 3,550,785	\$ 19,387,798	\$ 43,535,910	\$ 1,756,204	\$ 45,292,114	\$ 48,207,266	\$ 5,085,451	\$ 53,292,717	\$ 11,387,195
101 Street	-	-	-	3,792,423	116,574	3,908,997	3,792,423	116,574	3,908,997	-
103 Transportation Benefit District	58,424	32,716	91,140	835,000	-	835,000	835,000	-	835,000	91,140
104 Hotel/Motel Lodging Tax Fund	2,677,042	333,133	3,010,175	1,125,000	-	1,125,000	1,125,000	(220,650)	904,350	3,230,825
105 Property Abatement/RHSP/1406	-	278,099	278,099	425,500	-	425,500	425,500	278,099	703,599	-
106 Public Art	-	50,588	50,588	37,000	-	37,000	37,000	50,588	87,588	-
180 Narcotics Seizure	-	55,667	55,667	-	-	-	-	55,667	55,667	0
181 Felony Seizure	-	23,305	23,305	-	-	-	-	23,305	23,305	(0)
182 Federal Seizure	-	703	703	-	-	-	-	703	703	0
190 CDBG	1,513,495	350,238	1,863,733	553,819	728,370	1,282,189	553,819	2,592,103	3,145,922	0
191 Neighborhood Stabilization Prog	-	14,148	14,148	28,000	275,000	303,000	28,000	289,148	317,148	0
192 SSMCP	-	(405,878)	(405,878)	311,125	216,000	527,125	306,377	-	306,377	(185,130)
195 Public Safety Grants	-	-	-	-	112,821	112,821	-	112,821	112,821	-
196 ARPA (American Rescue Plan Act)	19,209	807,078	826,287	-	10,419,705	10,419,705	-	11,245,992	11,245,992	-
201 GO Bond Debt Service	-	-	-	2,521,978	-	2,521,978	2,521,978	-	2,521,978	-
202 LID Debt Service	-	109,584	109,584	236,692	-	236,692	236,692	109,584	346,276	-
204 Sewer Project Debt	1,070,728	49,600	1,120,328	851,258	-	851,258	525,150	-	525,150	1,446,436
251 LID Guaranty	133,093	2,095	135,188	-	-	-	-	-	-	135,188
<b>Capital Project Funds:</b>	<b>6,809,757</b>	<b>14,136,907</b>	<b>20,946,664</b>	<b>15,162,865</b>	<b>22,519,927</b>	<b>37,682,792</b>	<b>21,198,625</b>	<b>36,903,941</b>	<b>58,102,566</b>	<b>526,890</b>
301 Parks CIP	-	3,947,368	3,947,368	965,000	12,022,858	12,987,858	965,000	15,970,226	16,935,226	-
302 Transportation CIP	3,767,000	9,340,490	13,107,490	11,154,000	9,548,485	20,702,485	14,921,000	18,763,110	33,684,110	125,865
303 Real Estate Excise Tax	2,068,447	190,329	2,258,776	2,200,000	948,584	3,148,584	3,866,625	1,540,735	5,407,360	-
311 Sewer Project CIP	974,310	658,720	1,633,030	843,865	-	843,865	1,446,000	629,870	2,075,870	401,025
<b>Enterprise Fund:</b>	<b>4,393,180</b>	<b>6,616,555</b>	<b>11,009,735</b>	<b>4,731,450</b>	<b>-</b>	<b>4,731,450</b>	<b>5,731,863</b>	<b>1,707,814</b>	<b>7,439,677</b>	<b>8,301,508</b>
401 Surface Water Management	4,393,180	6,616,555	11,009,735	4,731,450	-	4,731,450	5,731,863	1,707,814	7,439,677	8,301,508
<b>Internal Service Funds:</b>	<b>5,802,936</b>	<b>305,659</b>	<b>6,108,595</b>	<b>9,200,400</b>	<b>1,580,124</b>	<b>10,780,524</b>	<b>9,209,630</b>	<b>2,003,749</b>	<b>11,213,379</b>	<b>5,675,740</b>
501 Fleet & Equipment	5,000,658	180,213	5,180,871	2,898,946	50,000	2,948,946	2,526,520	348,000	2,874,520	5,255,297
502 Property Management	530,000	125,625	655,625	912,134	673,739	1,585,873	1,357,134	799,364	2,156,498	85,000
503 Information Technology	272,278	(179)	272,099	2,940,490	682,385	3,622,875	2,877,146	682,385	3,559,531	335,443
504 Risk Management	-	-	-	2,448,830	174,000	2,622,830	2,448,830	174,000	2,622,830	-
<b>Total All Funds</b>	<b>38,314,877</b>	<b>\$ 26,310,982</b>	<b>\$64,625,859</b>	<b>\$ 83,348,420</b>	<b>\$ 37,724,725</b>	<b>\$121,073,145</b>	<b>\$ 94,734,323</b>	<b>\$ 60,354,889</b>	<b>\$155,089,212</b>	<b>\$ 30,609,792</b>

**EXHIBIT B**  
**PROPOSED REVISED BUDGET BY FUND - YEAR 2024**

Fund	Beginning Fund Balance			Revenue			Expenditure			Ending Fund Balance
	Prior Amount	Adjustment	Revised	Prior Amount	Adjustment	Revised	Prior Amount	Adjustment	Revised	
<b>General Government Funds:</b>	<b>\$ 16,968,504</b>	<b>\$ (862,850)</b>	<b>\$ 16,105,654</b>	<b>\$ 54,102,848</b>	<b>\$ 1,619,661</b>	<b>\$ 55,722,509</b>	<b>\$ 57,869,295</b>	<b>\$ 1,672,607</b>	<b>\$ 59,541,902</b>	<b>\$ 12,286,262</b>
001 General	11,165,657	221,538	11,387,195	44,145,920	1,356,000	45,501,920	47,837,515	1,507,684	49,345,199	7,543,916
101 Street	-	-	-	2,958,027	36,861	2,994,888	2,958,027	36,861	2,994,888	-
103 Transportation Benefit District	58,424	32,716	91,140	835,000	-	835,000	835,000	91,140	926,140	(0)
104 Hotel/Motel Lodging Tax Fund	2,677,042	553,783	3,230,825	1,125,000	-	1,125,000	1,125,000	-	1,125,000	3,230,825
105 Property Abatement/RHSP/1406	-	-	-	488,000	-	488,000	488,000	-	488,000	-
106 Public Art	-	-	-	37,000	-	37,000	37,000	-	37,000	-
180 Narcotics Seizure	-	0	0	-	-	-	-	-	-	0
181 Felony Seizure	-	(0)	(0)	-	-	-	-	-	-	(0)
182 Federal Seizure	-	0	0	-	-	-	-	-	-	0
190 CDBG	1,513,495	(1,513,495)	0	550,000	-	550,000	550,000	-	550,000	0
191 Neighborhood Stabilization Prog	-	0	0	45,500	-	45,500	45,500	-	45,500	0
192 SSMCP	4,748	(189,878)	(185,130)	311,125	226,800	537,925	315,874	36,922	352,796	-
195 Public Safety Grants	-	-	-	-	-	-	-	-	-	-
196 ARPA (American Rescue Plan Act)	19,209	(19,209)	-	-	-	-	-	-	-	-
201 GO Bond Debt Service	-	-	-	2,517,754	-	2,517,754	2,517,754	-	2,517,754	-
202 LID Debt Service	-	-	-	219,765	-	219,765	219,765	-	219,765	-
204 Sewer Project Debt	1,396,836	49,600	1,446,436	869,757	-	869,757	939,860	-	939,860	1,376,333
251 LID Guaranty	133,093	2,095	135,188	-	-	-	-	-	-	135,188
<b>Capital Project Funds:</b>	<b>\$ 773,997</b>	<b>\$ (247,107)</b>	<b>\$ 526,890</b>	<b>\$ 16,388,940</b>	<b>\$ 191,423</b>	<b>\$ 16,580,363</b>	<b>\$ 17,071,470</b>	<b>\$ (71,025)</b>	<b>\$ 17,000,445</b>	<b>\$ 106,808</b>
301 Parks CIP	-	-	-	3,115,000	670,788	3,785,788	3,115,000	670,788	3,785,788	-
302 Transportation CIP	-	125,865	125,865	9,154,000	(1,196,865)	7,957,135	9,154,000	(1,071,000)	8,083,000	-
303 Real Estate Excise Tax	401,822	(401,822)	-	2,200,000	717,500	2,917,500	2,587,470	329,187	2,916,657	843
311 Sewer Project CIP	372,175	28,850	401,025	1,919,940	-	1,919,940	2,215,000	-	2,215,000	105,965
<b>Enterprise Fund:</b>	<b>\$ 3,392,767</b>	<b>\$ 4,908,741</b>	<b>\$ 8,301,508</b>	<b>\$ 4,847,382</b>	<b>\$ -</b>	<b>\$ 4,847,382</b>	<b>\$ 4,812,468</b>	<b>\$ 18,392</b>	<b>\$ 4,830,860</b>	<b>\$ 8,318,030</b>
401 Surface Water Management	3,392,767	4,908,741	8,301,508	4,847,382	-	4,847,382	4,812,468	18,392	4,830,860	8,318,030
<b>Internal Service Funds:</b>	<b>\$ 5,793,706</b>	<b>\$ (117,966)</b>	<b>\$ 5,675,740</b>	<b>\$ 8,864,139</b>	<b>\$ 442,550</b>	<b>\$ 9,306,689</b>	<b>\$ 8,574,688</b>	<b>\$ 442,550</b>	<b>\$ 9,017,238</b>	<b>\$ 5,965,191</b>
501 Fleet & Equipment	5,373,084	(117,787)	5,255,297	2,479,927	-	2,479,927	2,172,320	-	2,172,320	5,562,904
502 Property Management	85,000	-	85,000	916,396	-	916,396	1,001,396	-	1,001,396	-
503 Information Technology	335,622	(179)	335,443	3,017,696	388,550	3,406,246	2,950,852	388,550	3,339,402	402,287
504 Risk Management	-	-	-	2,450,120	54,000	2,504,120	2,450,120	54,000	2,504,120	-
<b>Total All Funds</b>	<b>26,928,974</b>	<b>\$ 3,680,818</b>	<b>\$30,609,792</b>	<b>\$ 84,203,309</b>	<b>\$ 2,253,634</b>	<b>\$86,456,943</b>	<b>\$ 88,327,921</b>	<b>\$ 2,062,524</b>	<b>\$90,390,445</b>	<b>\$ 26,676,291</b>

**EXHIBIT C**  
**2023/2024 ORIGINAL ADOPTED BUDGET BY FUND**  
**Per Ordinance 779 Adopted November 21, 2022**

Fund	2023				2024			
	Beginning Fund Balance	Revenue	Expenditure	Ending Fund Balance	Beginning Fund Balance	Revenue	Expenditure	Ending Fund Balance
<b>General Government Funds:</b>	<b>\$ 21,309,004</b>	<b>\$ 54,253,705</b>	<b>\$ 58,594,205</b>	<b>\$ 16,968,504</b>	<b>\$ 16,968,504</b>	<b>\$ 54,102,848</b>	<b>\$ 57,869,295</b>	<b>\$ 13,202,057</b>
001 General Fund	15,837,013	43,535,910	48,207,266	11,165,657	11,165,657	44,145,920	47,837,515	7,474,061
101 Street	-	3,792,423	3,792,423	-	-	2,958,027	2,958,027	-
103 Transportation Benefit District	58,424	835,000	835,000	58,424	58,424	835,000	835,000	58,424
104 Hotel/Motel Lodging Tax	2,677,042	1,125,000	1,125,000	2,677,042	2,677,042	1,125,000	1,125,000	2,677,042
105 Property Abatement/RHSP	-	425,500	425,500	-	-	488,000	488,000	-
106 Public Art	-	37,000	37,000	-	-	37,000	37,000	-
180 Narcotics Seizure	-	-	-	-	-	-	-	-
181 Felony Seizure	-	-	-	-	-	-	-	-
182 Federal Seizure	-	-	-	-	-	-	-	-
190 CDBG	1,513,495	553,819	553,819	1,513,495	1,513,495	550,000	550,000	1,513,495
191 Neighborhood Stabilization Prog	-	28,000	28,000	-	-	45,500	45,500	-
192 SSMCP	-	311,125	306,377	4,748	4,748	311,125	315,874	-
195 Public Safety Grants	-	-	-	-	-	-	-	-
196 ARPA	19,209	-	-	19,209	19,209	-	-	19,209
201 GO Bond Debt Service	-	2,521,978	2,521,978	-	-	2,517,754	2,517,754	-
202 LID Debt Service	-	236,692	236,692	-	-	219,765	219,765	-
204 Sewer Project Debt	1,070,728	851,258	525,150	1,396,836	1,396,836	869,757	939,860	1,326,733
251 LID Guaranty	133,093	-	-	133,093	133,093	-	-	133,093
<b>Capital Project Funds:</b>	<b>\$ 6,809,757</b>	<b>\$ 15,162,865</b>	<b>\$ 21,198,625</b>	<b>\$ 773,997</b>	<b>\$ 773,997</b>	<b>\$ 16,388,940</b>	<b>\$ 17,071,470</b>	<b>\$ 91,467</b>
301 Parks CIP	-	965,000	965,000	-	-	3,115,000	3,115,000	-
302 Transportation CIP	3,767,000	11,154,000	14,921,000	-	-	9,154,000	9,154,000	-
303 Real Estate Excise Tax	2,068,447	2,200,000	3,866,625	401,822	401,822	2,200,000	2,587,470	14,352
311 Sewer Project CIP	974,310	843,865	1,446,000	372,175	372,175	1,919,940	2,215,000	77,115
<b>Enterprise Fund:</b>	<b>\$ 4,393,180</b>	<b>\$ 4,731,450</b>	<b>\$ 5,731,863</b>	<b>\$ 3,392,767</b>	<b>\$ 3,392,767</b>	<b>\$ 4,847,382</b>	<b>\$ 4,812,468</b>	<b>\$ 3,427,681</b>
401 Surface Water Management	4,393,180	4,731,450	5,731,863	3,392,767	3,392,767	4,847,382	4,812,468	3,427,681
<b>Internal Service Funds</b>	<b>\$ 5,802,936</b>	<b>\$ 9,200,400</b>	<b>\$ 9,209,630</b>	<b>\$ 5,793,706</b>	<b>\$ 5,793,706</b>	<b>\$ 8,864,139</b>	<b>\$ 8,574,688</b>	<b>\$ 6,083,157</b>
501 Fleet & Equipment	5,000,658	2,898,946	2,526,520	5,373,084	5,373,084	2,479,927	2,172,320	5,680,691
502 Property Management	530,000	912,134	1,357,134	85,000	85,000	916,396	1,001,396	-
503 Information Technology	272,278	2,940,490	2,877,146	335,622	335,622	3,017,696	2,950,852	402,466
504 Risk Management	-	2,448,830	2,448,830	-	-	2,450,120	2,450,120	-
<b>Grand Total All Funds</b>	<b>\$ 38,314,877</b>	<b>\$ 83,348,420</b>	<b>\$ 94,734,323</b>	<b>\$ 26,928,974</b>	<b>\$ 26,928,975</b>	<b>\$ 84,203,309</b>	<b>\$ 88,327,921</b>	<b>\$ 22,804,361</b>

# REQUEST FOR COUNCIL ACTION

<b>DATE ACTION IS REQUESTED:</b>	<b>TITLE:</b> Adopting the Fiscal Year 2023 Joint Tacoma and Lakewood Consolidated Annual Action Plan, including Amendment to FY 2021 Annual Action Plan	<b>TYPE OF ACTION:</b>
May 1, 2023		<input type="checkbox"/> ORDINANCE
		<input checked="" type="checkbox"/> RESOLUTION 2023-05
		<input type="checkbox"/> MOTION
		<input type="checkbox"/> OTHER
<b>REVIEW:</b>	<b>ATTACHMENTS:</b>	
March 27, 2023;	1. Resolution	
April 17, 2023	2. FY 2023 Joint Consolidated Annual Action Plan, including Amendment to FY 2021 Consolidated Annual Action Plan	

**SUBMITTED BY:** Jeff Gumm, Housing Program Manager

**RECOMMENDATION:** It is recommended that the Mayor and City Council adopt the attached Draft Resolution approving the Fiscal Year 2023 (July 1, 2023 – June 30, 2024) Joint Tacoma and Lakewood Consolidated Annual Action Plan, including Amendment to the FY 2021 Consolidated Annual Action Plan for the Community Development Block Grant (CDBG) and HOME Investment Partnership Act (HOME) programs.

**DISCUSSION:** Each year, the U. S. Department of Housing and Urban Development (HUD) requires Community Development Block Grant (CDBG) and Home Investment Partnership Act (HOME) participating jurisdictions to submit a Consolidated Annual Action Plan identifying housing and community development needs, strategies for meeting those needs, and how funds will be used.

For Fiscal Year 2023, the City will receive \$542,464 in CDBG funds and \$379,236 in HOME funds. Staff does not anticipate any adjustments to the City's funding allocations prior to award; however, should Lakewood's CDBG and HOME allocations differ from allocations anticipated, staff is recommending a pro rata adjustment to all proposed uses of funds. *(Continued to page 2)*

**ALTERNATIVE(S):** The Council may modify the Joint Consolidated Annual Action Plan funding allocations and projects.


**FISCAL IMPACT:** Funding allocations of CDBG and HOME are awarded through the U.S. Department of Housing and Urban Development. No impact to City General Fund. For details, see Tables 1 and 2 at the end of this report.

Jeff Gumm

Prepared by

David Bugher

Department Director

  
City Manager Review

## **DISCUSSION CONTINUED:**

FY 2023 CDBG funding allocations will include the reprogramming of \$3,958.16 in unexpended administration funds from FY 2021, \$110,000 in anticipated program income from the CDBG Major Home Repair program, and an anticipated \$275,000 in NSP1 Abatement Fund program income. These reprogrammed funds will be used to supplement the FY 2023 allocation, bringing the total CDBG funds available to \$921,422.16. A comprehensive list of proposed CDBG funding allocations for 2023 is detailed in Table 1.

FY 2023 HOME funding allocations include \$128,302 in program income from the HOME Housing Rehabilitation program, bringing total HOME funds available to \$469,614. Proposed FY 2023 HOME funding allocations are detailed in Table 2.

The Fiscal Year 2023 Joint Consolidated Annual Action Plan must be adopted by Lakewood and Tacoma City Councils and submitted to HUD on or before May 15, 2023. Following HUD's review and approval, a contract will be issued to Lakewood for the CDBG entitlement award, and a contract will be issued to Tacoma for Lakewood's share of the HOME entitlement funds.

The draft version of the FY 2023 Joint Consolidated Annual Action Plan, including Amendment to the FY 2021 Annual Action Plan, was made available for an initial 30-day citizen review and comment period from April 1 – 30, 2023. A public hearing on the plan was then held by the City Council on April 17, 2023. One written comment was received from Ms. Linda Davis who wrote in support of the need for sidewalk improvements along Meadow Rd. SW between 100<sup>th</sup> St. and Ardmore Dr. SW as access to bus service for persons with disabilities was limited in that area due to the lack of sidewalks. One additional comment was received at the April 17<sup>th</sup> Public hearing from Mr. Dennis Haugen, resident of Sioux Falls South Dakota. Mr. Haugen questioned the City constructing affordable housing for low-income persons and asked if the persons residing in these homes actually had jobs. As of the date of this memo, no other comments concerning the draft 2023 Annual Action Plan have been received, written or otherwise.

The development of the FY 2023 Joint Consolidated Annual Action Plan involved a citizen participation process in accordance with the CDBG and HOME Citizens' Participation Plan (Resolution 2020-05). A virtual public hearing was held on January 30, 2023 with multiple comments received. On March 15, 2023, the Community Services Advisory Board (CSAB) held a public hearing and reviewed proposed funding opportunities for FY 2023. A draft version of the FY 2023 Plan was reviewed by Council on March 27, 2023. Recommendations for FY 2023 funding allocations are consistent with the goals and outcomes as identified in the City's 5-YR 2020-2024 Consolidated Plan.

## **What 5-year goals and objectives identified in the current 5-YR 2020-2024 Consolidated Plan is the City addressing with the FY 2023 Plan?**

The 5-YR Plan identified four goals to address over the next five years, each a high priority. The FY 2023 Consolidated Annual Action Plan (year four of five), as proposed, will address all of goals identified in the 5-YR Plan as identified below:

- 1) Housing instability among residents, including homelessness
- 2) Limited supply of diverse rental and homeownership opportunities
- 3) Need for accessible, culturally competent services
- 4) Need for safe, accessible homes and facilities

## **Proposed FY 2023 projects by 5-YR Goal (Tables 1 & 2)**

1. Housing instability among residents, including homelessness

Major Home Repair Program - \$352,929.36 - (CDBG) – Funding will be used to assist low- and moderate-income homeowners maintain their homes and make necessary repairs due to disasters and

deferred maintenance. Funds may also provide for the construction of side sewers for low-income owner-occupied households. Qualifying homeowners may receive a loan of up to \$75,000, with interest up to 1% and terms up to 20 years. Funding provides for general staff time administration of CDBG projects.

Rebuilding Together South Sound - \$75,000 - (CDBG) – The project will provide for the preservation of existing owner-occupied housing units that do not qualify for the City’s Major Home Repair program due to credit worthiness, lack of equity, or other program qualifications. The program will provide grants for small-scale repair and general maintenance for eligible low- and moderate-income homeowners. CDBG funds will support program staff and other related project costs for Lakewood projects.

Emergency Assistance for Displaced Residents - \$20,000 - (CDBG) – Program provides emergency relocation assistance to eligible low-income households displaced through no fault of their own during building and code enforcement closures, fires, redevelopment, and other incidences resulting in homelessness.

NSP1 Abatement Program - \$275,000 - (NSP1) – Funding will be used to continue dangerous and nuisance abatement actions on qualifying properties. This abatement fund carries federal restrictions and can only be used for dangerous or nuisance properties which have been foreclosed, abandoned or left vacant for at least one year, and they must be located in a qualifying HUD low-income census block group.

## 2. Limited supply of diverse rental and homeownership opportunities

CDBG Administration of HOME Housing Services- \$10,000 - (CDBG) – Administrative costs will support Lakewood staff for ongoing expenses of HOME program, including general program management, coordination, monitoring, loan servicing, recording fees associated with loan payoff and refinancing, title fees, and evaluation of the HOME program.

Affordable Housing Fund - \$469,614 - (HOME) – Funds support the acquisition, construction and/or rehabilitation of affordable housing for low-income rentals and/or to facilitate new homeownership opportunities. Funding provides for general staff time administration of HOME projects.

FY 2023 funding will provide funding to Lakewood’s HOME Affordable Housing Fund with allocations awarded from this fund to eligible projects only after Council review and approval of said project prior to commitment of funding.

## 3. Need for accessible, culturally competent services

Emergency Assistance Payments Program - \$80,000 - (CDBG) – Funding provides for the provision of emergency assistance payments for basic services such as food, clothing or housing-related expenses to low-income households, especially for those elderly, disabled, and minority households continuing to be disproportionately impacted. The program seeks to fund overlooked expenses continuing to trouble these low-income populations (i.e. moving expenses, screening fees, utility expenses and liens, transportation expenses, childcare expenses, clothing expenses for families moving from homelessness, and related rental deposits, move-in or program related housing fees). The program will provide assistance of no more than \$4,000 per household. Payments will be made directly to providers with City-staff managing program implementation and daily operations. Staff will look to coordinate services implementation with local non-profit organizations.

#### 4. Need for safe, accessible homes and facilities

The Emergency Assistance for Displaced Residents program and NSP1 Abatement Program meet both goals 1 and 4.

#### Administration

CDBG Administration - \$108,492.80 - (CDBG) – Administrative costs will support overall program management, coordination, monitoring, accounting and evaluation of CDBG and HOME grants.

HOME Administration - \$37,924 - (HOME) – Tacoma portion (10%) of Lakewood’s HOME allocation for general program management, coordination, monitoring, loan servicing, and evaluation of HOME program as part of the Tacoma-Lakewood HOME consortium.

#### **What is the Tacoma/Lakewood HOME Consortium?**

The City of Lakewood receives HOME funding through its partnership and HOME Consortium agreement with the City of Tacoma. Lakewood would not otherwise be eligible for a direct allocation of HOME funds without this partnership.

While Lakewood staff independently administers the City’s CDBG housing programs, the HOME program is jointly administered with Tacoma serving as the “lead entity.” Pursuant to the HOME Consortium agreement with Tacoma, funding for Tacoma’s fiscal administration of Lakewood’s HOME programs is funded out of Lakewood’s 10-percent program cap for administration.

The HOME Consortium agreement also authorizes the Tacoma Community Redevelopment Authority (TCRA), in consultation with Lakewood, to review Lakewood’s (HOME) housing loans and proposals for housing development projects and make funding decisions based on projects which meet the lending criteria of the TCRA. The TCRA funds Lakewood’s projects out of Lakewood’s portion of the HOME grant.

#### **Can Council adjust funding recommendations prior to approval?**

Council can adjust or change funding recommendations, provided the change would not be considered a substantial amendment. A substantial amendment would involve a change of 25 percent or more of a project’s funding (changes that are less than \$25,000 are not considered substantial) or a change of more than 25 percent of a project’s beneficiaries. Changes in funding recommendations involving substantial amendments can be made; however, the process would require an additional 30-day comment period and public notification before changes could be submitted to HUD. Changes must also be consistent with adopted goals and outcomes identified in the City’s 5-YR Consolidated Plan. Should a substantial change be desired, staff would recommend approval and submittal to HUD as is and then propose the amendment and resubmittal after an additional public hearing period was conducted.

#### **Conclusion and Action Requested**

The Draft Fiscal Year 2023 Joint Consolidated Annual Action Plan, including Amendment to the 2021 Annual Action Plan was presented to the CSAB on March 15, 2023 and to Council on March 27, 2023. A 30-day citizen review and comment period on the Plan and proposed use of funds was made available from April 1 – 30, 2023. A public hearing by the City Council was held on April 17, 2023 to receive public testimony.

It is recommended that Council adopt the Fiscal Year 2023 Joint Consolidated Annual Action Plan, including Amendment to the 2021 Annual Action Plan to include projects amounting to \$921,422.16 for CDBG and \$469,614 for HOME. Following adoption of the Plan, it is required the approved Plan be submitted to HUD for approval no later than May 15, 2023.



<b>TABLE 1</b> <b>CDBG FUNDING RECOMMENDATIONS – FY 2023</b>					
	<b>CDBG</b>	<b>Reprogrammed CDBG</b>	<b>Program Income</b>	<b>TOTAL</b>	<b>Consistent With 5-YR Goal</b>
Housing – Major Home Repair	\$248,971.20	\$3,958.16	\$100,000	\$352,929.36	#1 – Housing Instability, including homelessness (8 households)
Housing – Emergency Assistance for Displaced Residents.	\$20,000	\$0	\$0	\$20,000	#1 & #4 –Housing Instability, including homelessness rental and homeowner opportunities & Need for safe, accessible homes and facilities (10 individuals)
Housing – Rebuilding Together South Sound	\$75,000	\$0	\$0	\$75,000	#1 – Housing Instability, including homelessness (15 households)
Services – CDBG Emergency Payments Program	\$80,000	\$0	\$0	\$80,000	#3 – Need for accessible culturally competent services (40 individuals)
CDBG Admin of HOME Housing Services	\$10,000	\$0	\$0	\$10,000	#2 – Housing Instability, including homelessness (25 households)
Administration	\$108,492.80	\$0	\$0	\$108,492.80	Administration
NSP1 Abatement Program	\$0	\$0	\$275,000	\$275,000	#1 & #4 – Housing Instability, including homelessness & Need for safe, accessible homes and facilities (3 buildings demolished)
<b>Total Funding</b>	<b>\$542,464</b>	<b>\$3,958.16*</b>	<b>\$375,000^</b>	<b>\$921,422.16</b>	
<i>*Reprogrammed funding \$3,958.16 (FY 2021 Administration).</i> <i>^Program Income: The City anticipates approximately \$100,000 in program income to be received in repayments from the Major Home Repair Revolving Loan Fund and \$275,000 from the NSP1 Abatement Fund..</i> <i>Program income will be used in accordance with HUD’s requirements for RLF funds and shall be used to fund similar activities.</i>					

TABLE 2 HOME FUNDING RECOMMENDATIONS – FY 2023				
	HOME	Reprogrammed HOME	TOTAL	Consistent With 5-YR Goal
Affordable Housing Fund	\$341,312	\$128,302	\$469,614	#2 – Affordable rental and homeowner opportunities (LASA Project – 25 households)
Administration (Tacoma 10%)	\$37,924	\$0	\$37,924	Administration
<b>Total Funding</b>	<b>\$379,236</b>	<b>\$128,302*</b>	<b>\$507,538</b>	
<i>*FY 2022 Program Income.</i>				

RESOLUTION NO. 2023-05

A RESOLUTION of the City Council of the City of Lakewood, Washington, adopting the Fiscal Year 2023 (July 1, 2023 – June 30, 2024) Joint Tacoma and Lakewood Consolidated Annual Action Plan, including Amendment to Fiscal Year 2021 Consolidated Annual Action Plan.

WHEREAS, the City of Lakewood, Washington, qualifies as an eligible Community Development Block Grant (CDBG) entitlement city, and the City Council has elected to pursue funding through that entitlement process; and

WHEREAS, the City of Lakewood also entered into an agreement with the City of Tacoma for participation in their Home Investment Partnership Act (HOME) Consortium Programs; and

WHEREAS, in connection therewith, the City Council provided for a Community Services Advisory Board; and

WHEREAS, in order to receive CDBG and HOME federal dollars for Fiscal Year 2023, commencing on July 1, 2023, HUD requires participating jurisdictions to submit an Annual Action Plan defining the proposed use of CDBG and HOME funds for the Fiscal Year 2023, which Plan must be adopted by the city councils of the participating jurisdictions and submitted to HUD no later than May 15, 2023; and

WHEREAS, the City of Lakewood's Fiscal Year 2023 CDBG and HOME funding allocations from the Department of Housing and Urban Development (HUD) shall be \$542,464 for CDBG and \$379,236 for HOME; and

WHEREAS, upon HUD's review and approval, contracts would then need to be prepared for CDBG entitlements and Tacoma/Lakewood HOME Consortium members; and

WHEREAS, in connection with such funding allocations-application process, it is appropriate that the City Council adopt a Fiscal Year 2023 Consolidated Annual Action Plan, including Amendment to Fiscal Year 2021 Consolidated Annual Action Plan.

NOW, THEREFORE, THE CITY COUNCIL OF THE CITY OF LAKEWOOD, WASHINGTON HEREBY RESOLVES, as Follows:

Section 1. That the Joint Tacoma and Lakewood Fiscal Year 2023 Consolidated Annual Action Plan, including Amendment to Fiscal Year 2021 Consolidated Annual Action Plan, a copy of which is attached hereto, marked as Exhibit “A” and incorporated herein by this reference, be, and the same hereby is, adopted. The City Manager or designee is authorized to adjust allocations on a prorata basis to reflect actual program funding allocations.

Section 2. That this Resolution shall be in full force and effect upon passage and signatures hereon.

PASSED by the City Council this 1<sup>st</sup> day of May, 2023.

CITY OF LAKEWOOD

---

Jason Whalen, Mayor

Attest:

---

Briana Schumacher, City Clerk

Approved as to Form:

---

Heidi Ann Wachter, City Attorney

# City of Lakewood

## FY 2023 Consolidated Annual Action Plan



Tacoma-Lakewood  
HOME Consortium

March 7, 2023

Annual Action Plan  
2021

# Executive Summary

## AP-05 Executive Summary - 91.200(c), 91.220(b)

### 1. Introduction

The FY 2023 Consolidated Plans for the Tacoma-Lakewood Consortium provide a framework for addressing housing and community development needs in these cities. The Plans are developed for the U.S. Department of Housing and Urban Development to define how funding is to be allocated for the following federal programs: Community Development Block Grant Program (CDBG), HOME Investment Partnership Act (HOME), and for the City of Tacoma, Emergency Shelter Grants (ESG).

The FY 2023 Annual Action Plan (July 1, 2023 – June 30, 2024), Lakewood's fourth under the 5-YR Consolidated Plan (2020-2024), is a one-year plan that addresses local community and economic development needs and the resources necessary to meet the needs of low- and moderate-income households. The Plan identifies unique needs and assets in Lakewood and Tacoma, as well as on a regional basis. Goals and priorities of the Annual Action Plan are to be consistent with national objectives and priorities established by HUD and shall be consistent with the goals and strategies identified in the 5-YR Consolidated Plan.

Strategies identified in this Plan were built upon a broad citizen participation process in consultation with public and private agencies. Through this planning process, FY 2023 policies and priorities were developed to be consistent with those long-term goals established as part of the 5-YR Consolidated Plan (2020-2024). Priority needs identified as part of the Plan include, housing instability among residents, including homelessness; a limited supply of diverse rental and homeownership opportunities; the need for accessible, culturally competent services; and the need for safe, accessible homes and facilities. All needs identified were prioritized as high.

### 2. Summarize the objectives and outcomes identified in the Plan

*This could be a restatement of items or a table listed elsewhere in the plan or a reference to another location. It may also contain any essential items from the housing and homeless needs assessment, the housing market analysis or the strategic plan.*

The 2023 Annual Action Plan will continue the City's focus on the following priority needs identified in the 5-YR Consolidated Plan:

- Housing instability among residents, including homelessness – Programs will continue to prioritize housing affordability through rehabilitation of owner-occupied housing units,

neighborhood revitalization through the removal of blighted properties, and relocation assistance for low-income households displaced through no fault of their own.

- Limited supply of diverse rental and homeownership opportunities – Funding will focus on providing additional affordable rental opportunities through the development of new affordable rental housing units to be owned and operated by Living Access Support Alliance (LASA).
- Need for accessible, culturally competent services – Services will include the provision of emergency assistance payments for basic services such as food, clothing, or housing-related expenses to low-income households, especially for those minority households disproportionately impacted by the lingering effects of the coronavirus pandemic. Fair housing counseling services will be provided through program administration funding.

Recommended funding allocations for FY 2023, including the reprogramming of unexpended FY 2021 CDBG funding, include:

- *Housing Improvements* – Funding in the amount of \$352,929.36 (2023 CDBG allocation of \$248,971.20, reallocation of \$3,958.16 in unexpended FY 2021 Administration funds, and \$100,000 in program income) is recommended in support of the Major Home Repair Program; \$10,000 in support of CDBG Administration of HOME housing activities; \$75,000 is recommended in support of Rebuilding Together South Sound’s homeowner-occupied housing rehabilitation activities for low-income households who do not meet program requirements for the City’s Major Home Repair program; and \$20,000 is recommended in support of Emergency Assistance for Displaced Residents. A total of \$375,000 in program income is to be reallocated as part of this Plan - \$100,000 in revolving loan funds in support of Major Home Repair, and \$275,000 in Neighborhood Stabilization Program 1 (NSP1) revolving loan funds for similar activities.

In addition, a total of \$469,614 (2023 HOME allocation of \$341,312, plus reallocation of \$128,302 in program income) in HOME funding is recommended in support of increasing the supply of affordable rental opportunities through LASA’s construction of 25-units of new rental housing for low-income Lakewood residents. In February 2023, Council approved an additional \$1,000,000 in ARPA funding in support of LASA’s rental housing project. HOME funding allocations for Lakewood may be found in Tacoma’s 2023 Joint Consolidated Annual Action Plan.

- *Public Services* – \$80,000 is recommended in support of emergency assistance payments for basic services such as food, clothing or housing-related expenses to low-income households, especially for those minority households disproportionately impacted by the lingering effects of the coronavirus pandemic and those impacted by rising rents. Fair housing counseling services will be funded through program administration. Funding in support of public and human services programs is also being provided as part of the City’s 1% General Fund allocation totaling \$457,500 in 2023, with an additional \$2,750,000 in ARPA funding awarded to support Nourish Pierce County and Emergency Food Network’s emergency food bank program operations through the construction of new and renovation of existing operations facilities.

- *Physical/Infrastructure Improvements* – No funding recommended.
- *Administrative Activities* – Funding in support of general administrative activities for CDBG are recommended at \$108,492.80.

### **3. Evaluation of past performance**

*This is an evaluation of past performance that helped lead the grantee to choose its goals or projects.*

The 5-YR Consolidated Plan (2020-2024) for Lakewood identified five primary goals: 1) Stabilize existing residents; 2) Increase rental and homeownership opportunities; 3) Prevent and reduce homelessness; 4) Need of accessible, culturally competent services; and 5) Support of public infrastructure improvements.

As the Consolidated Plan moves into its fourth year, the City looks to continue funding strategies consistent with the priority needs identified in the Plan and remains on track to meet the five-year goals identified in the Plan. Access to safe, decent, affordable housing remains the primary objective of the planning process moving forward. As Lakewood area rents continue to rise and housing prices continue to remain out of reach for many of Lakewood’s low- and moderate-income households, the urgency to develop long-term strategies to increase the supply of affordable housing options for low- and moderate-income households increases.

While the City of Lakewood has seen some of its five-year goals delayed due to the effects of shifting funding priorities and resources related to the coronavirus pandemic, it does expect to meet or exceed the benchmarks established as part of the overall 5-YR Consolidated Plan. As additional funding streams have become available, at both the State and federal levels, the City has positioned itself to take advantage of these opportunities, refocusing priorities in the wake of the coronavirus pandemic towards the development of affordable rental opportunities and the construction of new affordable housing options for low- and moderate-income households. This strategy becomes especially apparent when looking to address housing issues for Lakewood’s most impacted households – those living in poverty in the last 12 months (13.9% of Lakewood’s population) and those cost-burdened families or those households who pay more than 30 percent of their income for housing expenses (52.2% for renter households and 25.4% for owner-occupied households).

A complete evaluation of the performance measures, including program expenditures and accomplishments, will be provided as part of the Consolidated Annual Performance Evaluation Report (CAPER) for FY 2022.



#### **4. Summary of Citizen Participation Process and consultation process**

*Summary from citizen participation section of plan.*

The FY 2023 Annual Action Plan was developed in coordination with the City of Tacoma and local organizations, agencies, and stakeholders. The Plan was developed in accordance with requirements established by the U.S. Department of Housing and Urban Development and the Citizen Participation Plan as adopted by the City of Lakewood. Citizen activities included notification in the Tacoma News Tribune on January 12, 2023 of a January 30, 2023 public hearing held by city staff for FY 2023 (July 1, 2023 – June 30, 2024) Community Development Block Grant (CDBG) and HOME Investment Partnership Act (HOME) program funding. One additional public hearing was held before the Community Services Advisory Board (CSAB) on March 15, 2023 seeking citizen input on community and economic development, housing, and public service's needs.

Notification of the Draft FY 2023 Annual Action Plan will be published in the Tacoma News Tribune indicating where the document will be available for review during the 30-day citizen comment period (April 1, 2023 – April 30, 2023). A public hearing will be held by the Lakewood City Council on April 17, 2023 to solicit comments from citizens, local for-profit and non-profit agencies, neighborhood associations, the State of Washington, Pierce County, City of Tacoma, local public housing authorities, and other interested parties on the draft document. Copies of the Plan will be posted on the City's website and available to those requesting copies. Records on the proposed housing and community development projects will be made accessible to the general public. Comments received at these public hearings will be summarized later in this report.

#### **5. Summary of public comments**

*This could be a brief narrative summary or reference an attached document from the Citizen Participation section of the Con Plan.*

The following comments were received as part of the FY 2023 citizen participation process. They include testimony provided at the January 30, 2023 and March 15, 2023 public hearings, and the Lakewood City Council public hearing on April 17, 2023:

##### 2023 Annual Action Plan Public Hearing – January 30, 2023

At the January 30, 2023 public hearing held by City staff, the City received multiple comments from nine (9) public attendees. Comments received focused primarily upon the need for affordable housing, transitional housing, and related housing programs and expenses such as moving and relocation

expenses, utility expenses and liens, screening fees, rent deposits, and financial counseling. Support for affordable housing included additional investment in infrastructure development in support of low-income housing developers and the provision of down payment assistance programs for low-income homebuyers. Additional comments focused on the need for housing and services for the homeless, including warming and cooling centers, shelter and transitional housing, and additional locations for access to services and resources. Comments included support of the maintenance of housing affordability for those owner-occupied households through maintenance and repair programs, and the move to green energy systems and away from traditional high-carbon use heating and cooling systems.

2023 Annual Action Plan Public Hearing – Community Services Advisory Board – March 15, 2023

No comments were received.

30-Day Public Comment Period (April 1, 2023 – April 30, 2023) and City Council Public Hearing on Approval of the FY 2023 Annual Action Plan (April 17, 2023)

*(Insert Comments here)*

**6. Summary of comments or views not accepted and the reasons for not accepting them**

2023 Annual Action Plan Public Hearing – January 30, 2023

All comments were accepted.

2023 Annual Action Plan Public Hearing – Community Services Advisory Board – March 15, 2023

No comments were received.

30-Day Public Comment Period (April 1, 2023 – April 30, 2023) and City Council Public Hearing on Approval of the FY 2023 Annual Action Plan (April 17, 2023)

*(insert)*

**7. Summary**

Section 108 – Principal repayment for 2023 includes \$33,000 in principal repayment by Curbside Motors and \$17,000 in principal for repayment by LASA for the Client Service Center project. The table below summarizes the City's Section 108 outstanding balances and scheduled principal repayments:

<b>PROJECT</b>	<b>SECTION 108 BALANCE</b>	<b>ANTICIPATED INCOME – 2022</b>	<b>PRINCIPAL REPAYMENT - 2022</b>
Curbside Motors	\$477,000	\$50,607.00	\$33,000
LASA Client Service Center	\$262,000	\$26,753.50	\$17,000

**Table 1 - Section 108 Loan Program - 2023**

## **PR-05 Lead & Responsible Agencies - 91.200(b)**

### **1. Agency/entity responsible for preparing/administering the Consolidated Plan**

The following are the agencies/entities responsible for preparing the Consolidated Plan and those responsible for administration of each grant program and funding source.

<b>Agency Role</b>	<b>Name</b>	<b>Department/Agency</b>
Lead Agency	Lakewood, WA	Community Development
CDBG Administrator	Lakewood, WA	Community Development

**Table 1 – Responsible Agencies**

### **Narrative**

In the City of Lakewood, CDBG funding is administered by the Community Development Department with oversight provided by the Council-appointed Community Services Advisory Board (CSAB) and Lakewood City Council. As a member of the Tacoma-Lakewood HOME Consortium, Lakewood receives HOME funding through the Tacoma Community Redevelopment Authority (TCRA). HOME funding allocations are initially approved by the Lakewood City Council before they are forwarded on to the TCRA for final review and approval.

### **Consolidated Plan Public Contact Information**

City of Lakewood  
Community Development Department  
Attn: Mr. Dave Bugher, Assistant City Manager  
6000 Main Street SW.  
Lakewood, WA 98499  
(253) 589-2489  
dbugher@cityoflakewood.us

## **AP-10 Consultation - 91.100, 91.200(b), 91.215(l)**

### **1. Introduction**

The FY 2023 Annual Action Plan was developed to provide a general framework for addressing housing and community development needs in the City of Lakewood. In a larger sense, the plan involves a regional element to coordinate and address economic development, transportation, public services, special needs, housing, and homelessness throughout Pierce County. Coordination included consultation with the City of Tacoma, Pierce County, Pierce County Continuum of Care, Pierce County Housing Authority, Living Access Support Alliance (LASA), Tacoma/Pierce County Habitat for Humanity, Homeownership Center of Tacoma, South Sound Housing Affordability Partners, Tacoma/Pierce County Affordable Housing Consortium, and other stakeholders as provided in the Plan.

**Provide a concise summary of the jurisdiction's activities to enhance coordination between public and assisted housing providers and private and governmental health, mental health and service agencies (91.215(l)).**

As part of the planning process, the City of Lakewood established a committee to provide public oversight, comment on the process, and to review funding recommendations for both the CDBG and HOME programs. As part of the development of the 5-YR Consolidated Plan (2020-2024), the City solicited input through interviews, meetings, and public hearings to determine community need, priorities, and approaches to meeting those needs. Since the development of the 5-Year Plan, the City has continued to consult with many of the agencies and organizations originally polled.

The Pierce County Housing Authority and the Tacoma Housing Authority continue to work closely with the cities of Lakewood and Tacoma coordinating efforts to improve housing choice for low-income households in both communities. Additionally, local housing and services providers such as Living Access Support Alliance (LASA), Greater Lakes Mental Health, Tacoma/Pierce County Habitat for Humanity, the Homeownership Center of Tacoma, Associated Ministries, Tacoma/Lakewood/Pierce County Continuum of Care, South Sound Housing Affordability Partners, and the Tacoma/Pierce County Affordable Housing Consortium among others continue to provide input and support for mental health, services, and housing options in Lakewood, Tacoma, and throughout Pierce County.

As part of the City's human services funding process, monthly coalition meetings are held at the City to bring together non-profits, service providers and governmental agencies to help determine and better understand the need for housing and human services in Lakewood and throughout Pierce County. Coordination through the South Sound Military and Communities Partnership (SSMCP) continues an ongoing partnership with Joint Base Lewis McChord to better understand what level of assistance military personnel and veterans are experiencing in terms of housing need, health and human services, and mental health care assistance.

Lakewood sought comment internally from City departments on housing and community development needs and services to low income and special needs populations. On a regional level, the consolidated planning process involved consultation with Pierce County Community Connections, the City of Tacoma, United Way of Pierce County, the Pierce County Housing Authority, Tacoma/Pierce County Habitat for Humanity, the Homeownership Center of Tacoma, Living Access Support Alliance (LASA), South Sound Housing Affordability Partners, Tacoma/Pierce County Affordable Housing Consortium, Lakewood Community Services Advisory Board, Tacoma/Lakewood/Pierce County Continuum of Care, local school districts, police and fire departments, and the State of Washington, to better understand the needs of at risk populations such as homeless families with children, single parent households, victims of domestic violence, individuals with disabilities, ethnic minorities, and the elderly.

Additional efforts to enhance and coordinate efforts between housing, health, and services providers are described throughout the Plan.

**Describe coordination with the Continuum of Care and efforts to address the needs of homeless persons (particularly chronically homeless individuals and families, families with children, veterans, and unaccompanied youth) and persons at risk of homelessness.**

The Cities of Tacoma and Lakewood are actively engaged members of the Tacoma/Lakewood/Pierce Continuum of Care Committee. The three jurisdictions are the most involved governmental entities in the Continuum, cooperatively working on programs to meet needs for housing and services. Both Tacoma and Lakewood support the Continuum's priorities focusing on the needs of the most vulnerable populations including chronically homeless persons, unaccompanied youth, families with children, and veterans, among others. The mission of the Continuum of Care is to promote community wide commitment to ending homelessness through policy and resource alignment by implementing activities to achieve the goals and objectives of the Plan to End Homelessness.

In recent years, the Continuum has moved from a single point of access, or centralized intake, to that of a coordinated entry system providing many points of entry. This system, when coupled with an active diversion program, known as Housing Solutions Conversations, aims at keeping those in housing crisis from entering the system by supporting their own identification of a solution and prioritizes them for a specific housing referral based on their vulnerabilities and the severity of their barriers to secure housing. Through this partnership and implementation of the Five-Year Plan to Address Homelessness, stands a countywide commitment to ensure all persons facing homelessness have access to shelter and support, no matter their social or economic circumstances or where they live within Pierce County.

As housing prices and market-rate rents continue to rise at alarming rates, further destabilizing housing affordability and limiting housing options for low- and moderate-income households, this coordinated and cooperative effort to ensure affordable housing stability and access to a safe home endure as a realistic and attainable goal for all in our community.

**Describe consultation with the Continuum(s) of Care that serves the jurisdiction's area in determining how to allocate ESG funds, develop performance standards for and evaluate outcomes of projects and activities assisted by ESG funds, and develop funding, policies and procedures for the operation and administration of HMIS**

The Cities of Tacoma and Lakewood work closely with the Collaborative Applicant of the Continuum of Care (Pierce County) planning for allocation and use of Emergency Solutions Grant (ESG) funds. ESG policies and procedures were created and are updated periodically in cooperation with Pierce County and Tacoma to ensure that ESG subrecipients are operating programs consistently across eligible activities. Performance is reviewed by both entities. The Collaborative Applicant is also the HMIS lead and works closely with City of Tacoma to maximize use of HMIS resources and to draw data for reports on project performance and program outcomes. The City of Lakewood does not receive ESG funding.

**2. Agencies, groups, organizations and others who participated in the process and consultations**

**Table 2 – Agencies, groups, organizations who participated**

1	<b>Agency/Group/Organization</b>	City of Tacoma
	<b>Agency/Group/Organization Type</b>	Other government - Local
	<b>What section of the Plan was addressed by Consultation?</b>	Housing Need Assessment Public Housing Needs Homeless Needs - Chronically homeless Homeless Needs - Families with children Homelessness Needs - Veterans Homelessness Needs - Unaccompanied youth Homelessness Strategy Non-Homeless Special Needs Market Analysis Economic Development Anti-poverty Strategy Lead-based Paint Strategy
	<b>Briefly describe how the Agency/Group/Organization was consulted. What are the anticipated outcomes of the consultation or areas for improved coordination?</b>	As the lead member of the Tacoma-Lakewood HOME Consortium, Tacoma remains a key partner in the development and implementation of the consolidated planning process. The City of Tacoma was consulted in the development of priorities and strategies designed to meet the various community and economic development needs identified in this Plan. Lakewood and Tacoma will continue to coordinate their efforts to ensure the goals and outcomes identified in the 5-YR Consolidated Plan (2020-2024) are satisfied.
2	<b>Agency/Group/Organization</b>	Pierce County Community Connections
	<b>Agency/Group/Organization Type</b>	Other government - Local



	<b>What section of the Plan was addressed by Consultation?</b>	Housing Need Assessment Public Housing Needs Homeless Needs - Chronically homeless Homeless Needs - Families with children Homelessness Needs - Veterans Homelessness Needs - Unaccompanied youth Homelessness Strategy Non-Homeless Special Needs Market Analysis Economic Development Anti-poverty Strategy Lead-based Paint Strategy
	<b>Briefly describe how the Agency/Group/Organization was consulted. What are the anticipated outcomes of the consultation or areas for improved coordination?</b>	Pierce County Community Connections is a partner agency in a regional effort to end homelessness, encourage community and economic development efforts benefitting low-income individuals, to expand safe, decent, affordable housing, and in the provision of public and human services to individuals in need. As a recipient of CDBG, HOME, and ESG funding, the County is a natural partner with the cities of Lakewood and Tacoma in determining a regional approach to housing and community development activities.
3	<b>Agency/Group/Organization</b>	Pierce County Continuum of Care
	<b>Agency/Group/Organization Type</b>	Regional organization Regional Continuum of Care

	<b>What section of the Plan was addressed by Consultation?</b>	Housing Need Assessment Public Housing Needs Homeless Needs - Chronically homeless Homeless Needs - Families with children Homelessness Needs - Veterans Homelessness Needs - Unaccompanied youth Homelessness Strategy Non-Homeless Special Needs
	<b>Briefly describe how the Agency/Group/Organization was consulted. What are the anticipated outcomes of the consultation or areas for improved coordination?</b>	Tacoma, Lakewood, and Pierce County all take active rolls on the Continuum of Care Committee. The goal of the Continuum is to promote community wide commitment to ending homelessness through policy and resource alignment by implementing activities to achieve the goals and objectives of the Plan to End Homelessness. Members of the Continuum strive to ensure all persons facing homelessness have critical access to shelter and support designed to make homelessness a brief event.
4	<b>Agency/Group/Organization</b>	Pierce County Housing Authority
	<b>Agency/Group/Organization Type</b>	PHA
	<b>What section of the Plan was addressed by Consultation?</b>	Housing Need Assessment Public Housing Needs Homelessness Strategy Market Analysis Anti-poverty Strategy

	<b>Briefly describe how the Agency/Group/Organization was consulted. What are the anticipated outcomes of the consultation or areas for improved coordination?</b>	The Pierce County Housing Authority (PCHA) is a vital partner to the City of Lakewood in its efforts to increase and preserve affordable housing options for low-income households. PCHA manages a number of programs such as scattered site public housing, Section 8 vouchers, and enterprise fund apartments to provide housing stability to many low-income Lakewood households. As an operator and developer of affordable housing serving in excess of 5,000 individuals, the housing authority was consulted to provide information on the need for public housing in Lakewood and in greater-Pierce County. As recently as FY 2022, Lakewood partnered with PCHA and fund the rehabilitation of two low-income public housing complexes within the City of Lakewood - Village Square and Oakleaf Apartments, serving 64 total households.
5	<b>Agency/Group/Organization</b>	Tacoma Pierce County Habitat for Humanity
	<b>Agency/Group/Organization Type</b>	Housing
	<b>What section of the Plan was addressed by Consultation?</b>	Housing Need Assessment Homeless Needs - Families with children Homelessness Needs - Veterans Non-Homeless Special Needs Market Analysis Anti-poverty Strategy

	<b>Briefly describe how the Agency/Group/Organization was consulted. What are the anticipated outcomes of the consultation or areas for improved coordination?</b>	Tacoma/Pierce County Habitat for Humanity remains an integral part of Lakewood's approach to providing safe, decent, affordable housing to low-income households in Lakewood and Tacoma. Lakewood recognizes the crucial link between wealth building and homeownership, especially for minority and low-income households. Consultation with the agency focused on housing need, market analysis, anti-poverty strategy, veteran housing opportunities, and special needs housing. Lakewood looks forward to ongoing and continued coordination with Habitat as it seeks to expand affordable housing options for low-income families and make much needed improvements to distressed communities through redevelopment activities focused on replacing older blighted homes with newly constructed affordable single-family homes. As housing and land prices continue to spiral, the City and Habitat have begun to explore land trust models to ensure investments in affordable housing continue for generations to come.
6	<b>Agency/Group/Organization</b>	LASA
	<b>Agency/Group/Organization Type</b>	Housing Services - Housing Services-homeless
	<b>What section of the Plan was addressed by Consultation?</b>	Housing Need Assessment Homeless Needs - Chronically homeless Homeless Needs - Families with children Homelessness Needs - Veterans Homelessness Needs - Unaccompanied youth Homelessness Strategy

	<b>Briefly describe how the Agency/Group/Organization was consulted. What are the anticipated outcomes of the consultation or areas for improved coordination?</b>	LASA was consulted as part of the planning process to better define and understand the scope and type of homeless need in Pierce County. LASA continues to be an integral provider in the fabric of homeless services and housing assistance to the homeless and those at risk of homelessness. With LASA's ongoing partnerships with the Pierce County and Tacoma Housing Authorities, and operation of housing and services facilities for the homeless, LASA is uniquely positioned to understand and assist the homeless population in Lakewood and Pierce County. Partnership and coordination with LASA allow Lakewood a better understanding of the needs of those living at or below the poverty rate, as well as what seems to be an ever-increasing demand for homeless services. Current partnership with LASA involves the expansion of homeless services at its service center facility, and the development of 25 new affordable rental units located in the downtown core.
7	<b>Agency/Group/Organization</b>	Homeownership Center of Tacoma
	<b>Agency/Group/Organization Type</b>	Housing
	<b>What section of the Plan was addressed by Consultation?</b>	Housing Need Assessment Market Analysis Anti-poverty Strategy
	<b>Briefly describe how the Agency/Group/Organization was consulted. What are the anticipated outcomes of the consultation or areas for improved coordination?</b>	Consultation with the agency included housing need, market analysis, and anti-poverty strategy. Lakewood anticipates continued partnership with the agency in FY 2024 to provide additional affordable housing options to low-income households seeking homeownership opportunities through targeted redevelopment of blighted properties with newly constructed affordable single-family homes.
8	<b>Agency/Group/Organization</b>	South Sound Housing Affordability Partners
	<b>Agency/Group/Organization Type</b>	Regional organization Housing

	<b>What section of the Plan was addressed by Consultation?</b>  <b>Briefly describe how the Agency/Group/Organization was consulted. What are the anticipated outcomes of the consultation or areas for improved coordination?</b>	Housing Need Assessment Non-Homeless Special Needs Market Analysis Anti-poverty Strategy  South Sound Housing Affordability Partners (SSHAAP) is an intergovernmental collaboration between the Cities and Towns of Auburn, DuPont, Edgewood, Fife, Fircrest, Gig Harbor, Lakewood, Milton, Puyallup, Sumner, Steilacoom, Tacoma, and University Place, Pierce County and the Puyallup Tribe of Indians, working together to create and preserve affordable, attainable, and accessible housing throughout the participating communities. Consultation focused on market trends, analysis of housing affordability, and means of advocacy to generate dedicated revenue streams in support of affordable housing development throughout Pierce County.
	<b>Agency/Group/Organization</b>	Tacoma/Pierce County Affordable Housing Consortium
	<b>Agency/Group/Organization Type</b>	Regional organization Housing
	<b>What section of the Plan was addressed by Consultation?</b>  <b>Briefly describe how the Agency/Group/Organization was consulted. What are the anticipated outcomes of the consultation or areas for improved coordination?</b>	Housing Need Assessment Non-Homeless Special Needs Market Analysis Anti-poverty Strategy  Tacoma/Pierce County Affordable Housing Consortium is a non-profit organization designed to bring together various groups, organizations, business, and governmental agencies and jurisdictions with a focus on developing and preserving access to decent, safe, and high-quality affordable housing. Consultation focused on advocacy efforts to fund and develop affordable housing, as well as current and ongoing market trends that may be causing inequities in the housing market.

**Identify any Agency Types not consulted and provide rationale for not consulting**

N/A

**Other local/regional/state/federal planning efforts considered when preparing the Plan**

<b>Name of Plan</b>	<b>Lead Organization</b>	<b>How do the goals of your Strategic Plan overlap with the goals of each plan?</b>
Continuum of Care	Pierce County	The mission of the Road Home Continuum of Care is to promote community wide commitment to ending homelessness through policy and resource alignment by implementing activities to achieve the goals and objectives of the Plan to End Homelessness.
City of Lakewood Comprehensive Plan	City of Lakewood	The plan encourages infill housing, cottage-style development, changes in zoning to permit higher densities, and incentivizes the construction of affordable housing.

**Table 3 - Other local / regional / federal planning efforts**

**Narrative**

## **AP-12 Participation - 91.401, 91.105, 91.200(c)**

### **1. Summary of citizen participation process/Efforts made to broaden citizen participation Summarize citizen participation process and how it impacted goal-setting**

Citizen input for the FY 2023 Annual Action Plan was conducted in accordance with the requirements established by the U.S. Department of Housing and Urban Development and the City of Lakewood Citizen Participation Plan. Citizen participation was encouraged throughout the process culminating in the development of this FY 2023 Annual Action Plan.

The process included:

- Input from community-based organizations, service providers, and local non-profit organizations.
- Engagement and review provided by the City of Lakewood Community Services Advisory Board and the Tacoma Community Redevelopment Authority (TCRA).
- Input and coordination with the City of Lakewood, City of Tacoma, and Pierce County.
- Meetings with Lakewood and Tacoma City Councils.
- Review of planning documents for local agencies.
- Solicitation of public input.

Effort to encourage citizen participation in the development of the Plan included notification of public hearings on housing and community development need, notice of availability of the plan, and community input concerning approval the final plan. Public hearings were advertised in the Tacoma News Tribune as follows:

- January 30, 2023 – Public hearing on housing and community development needs
- March 15, 2023 – Public hearing before CSAB on housing and community development needs
- April 1 - April 30, 2023 – Public Comment Period
- April 17, 2023 – Public hearing on FY 2023 Annual Action Plan

A draft of the FY 2023 Annual Action Plan will be made available to the public for review beginning April 1, 2023. Comments received through the citizen participation process will be incorporated into the Plan. Formal approval of the final Plan will be made by City Council on May 1, 2023.



## Citizen Participation Outreach

Sort Order	Mode of Outreach	Target of Outreach	Summary of response/attendance	Summary of comments received	Summary of comments not accepted and reasons	URL (If applicable)
1	Newspaper Ad	Non-targeted/broad community	Notification of January 30, 2023 public hearing on housing and community development needs for CDBG and HOME funding.	Comments detailing the public hearing are summarized in item #2 below.	N/A	
2	Public Meeting	Non-targeted/broad community	January 30, 2023 public meeting on FY 2023 Annual Action Plan funding priorities for CDBG and HOME programs.  Comments were received from nine (9) attendees.	Comments received focused on affordable housing, transitional housing, and related housing programs and expenses such as moving and relocation expenses, utility expenses and liens, screening fees, rent deposits, and financial counseling.		

Sort Order	Mode of Outreach	Target of Outreach	Summary of response/attendance	Summary of comments received	Summary of comments not accepted and reasons	URL (If applicable)
3	Newspaper Ad	Non-targeted/broad community	Notification of March 15, 2023 public hearing on housing and community development needs for CDBG and HOME funding – CSAB public hearing.	Comments detailing the public hearing will be summarized in item #4 below.		
4	Public Meeting	Non-targeted/broad community	March 15, 2023 public meeting on FY 2023 Annual Action Plan funding priorities for CDBG and HOME programs – CSAB public hearing.	No comments received.	N/A	
5	Newspaper Ad	Non-targeted community	Notification of April 17, 2023 public hearing and April 1 - April 30, 2023 public comment period.	Comments detailing the public hearing will be summarized in item #7 below.		

Sort Order	Mode of Outreach	Target of Outreach	Summary of response/attendance	Summary of comments received	Summary of comments not accepted and reasons	URL (If applicable)
6	Internet Outreach	Non-targeted/broad community	Notification of April 17, 2023 public hearing, April 1 - April 30, 2023 public comment period, and provision of Annual Action Plan.	Comments detailing the public hearing will be summarized in item #7 below.		
7	Public Hearing	Non-targeted/broad community	April 17, 2023 public hearing held by the Lakewood City Council.	<i>Insert comments here</i>		
8	30-Day Public Comment Period	Non-targeted/broad community	April 1 - April 30, 2023 30-day public comment period.	<i>Insert comments here</i>		

**Table 4 – Citizen Participation Outreach**

## Expected Resources

### AP-15 Expected Resources - 91.420(b), 91.220(c)(1,2)

#### Introduction

Funding for FY 2023 is provided by the U.S. Department of Housing and Urban Development through the Community Development Block Grant (CDBG) Program. Additional programmatic funding is being generated through program income and the reprogramming of unexpended funds from fiscal year 2021. All funds received, and otherwise reprogrammed, will be allocated to activities in support of the goals and objectives identified in the 5-YR Consolidated Plan. Additional funding for public service activities will be supported with General Fund in accordance with a City Council-adopted strategic plan for human services. Local funds in support of affordable housing will be made available through the implementation of SHB-1406 affordable housing sales tax credit to assist households with income at or below 60% of the area median income.

CDBG funding in FY 2023 will focus on housing instability among residents, including homelessness; the expansion of affordable rental and homeownership opportunities; and the need for accessible, culturally competent services. Specifically, investments will include the rehabilitation of owner-occupied housing units; neighborhood revitalization through the removal of blighted properties; relocation assistance for low-income households displaced through no fault of their own; provision of emergency assistance payments to low-income households; and fair housing counseling services.

Additional activities will include ongoing assistance and programs funded through previous Annual Action Plans, including Habitat for Humanity's construction of new affordable housing units in the Tillicum neighborhood, and emergency relocation assistance for families displaced through no fault of their own. Program income generated in FY 2023 will continue to support housing affordability efforts through the City's Major Home Repair Revolving Loan Fund. Finally, activities seeking the stabilization of existing residents through the creation of safe, accessible homes and facilities will focus on the redevelopment of slum and blight conditions in communities adversely impacted by disproportionate foreclosure and vacancy rates through the City's Neighborhood Stabilization Program 1 (NSP1) Dangerous and Nuisance Abatement Revolving Loan Fund.

Additional HOME-funded activities in support of the expansion of affordable rental and homeownership opportunities will include the funding of the HOME Affordable Housing Fund, intended to support the development of new rental housing and homeownership opportunities for low-income households. Funding in FY 2023 will support the development of new affordable rental housing owned and operated by LASA. Program income will support affordable housing development. HOME funding activities are detailed in Tacoma's Annual Action Plan as lead agency in the Tacoma-Lakewood HOME Consortium.

The City of Lakewood has employed a conservative approach for estimating CDBG and HOME allocations and program income for FY 2023 and the remainder of the 5-YR Consolidated Plan. FY 2023. CDBG and HOME allocations have not yet been released by HUD; the following funding allocations represent anticipated allocations. Differences in actual funding allocations will be addressed on a pro rata basis.

## Anticipated Resources

Program	Source of Funds	Uses of Funds	Expected Amount Available Year 1				Expected Amount Available Remainder of ConPlan \$	Narrative Description
			Annual Allocation: \$	Program Income: \$	Prior Year Resources: \$	Total: \$		
CDBG	public - federal	Acquisition Admin and Planning Economic Development Housing Public Improvements Public Services	542,464	100,000	3,958.16	646,422.16	625,000	Prior year resources include reprogrammed funds from the following FY 2021 Administration activities (\$3,958.16; Activity 230). Anticipated program income of \$100,000 is composed of RLF activities for Major Home Repair. Section 108 income of \$77,360.50 is not included in this total.
Other	public - federal	Economic Development Housing Public Improvements Other	0	275,000	0	275,000	30,000	NSP1 funds were awarded to Lakewood in 2009 through the Washington State Department of Commerce to address issues of slums and blight through the demolition of homes that have been foreclosed, abandoned or have been left vacant. Funds may also be used to acquire and redevelop foreclosed and abandoned properties for the purpose of constructing safe, decent, affordable housing for low-income individuals. Anticipated program income of \$275,000 for NSP1 Abatement Fund RLF activities.

**Table 5 - Expected Resources – Priority Table**

**Explain how federal funds will leverage those additional resources (private, state and local funds), including a description of how matching requirements will be satisfied**

Leveraging for 2023 CDBG projects will primarily come in the form of matching of goods and services provided through homeowner rehabilitation activities performed by Rebuilding Together South Sound (RTSS). Lakewood funds for program staffing for RTSS are expected to return leverage funding ratios between 4:1 and 5:1 for program activities. Additional leveraging will come in the way of conventional financing, secured by low-income homebuyers through private-sector banking and lending institutions, as part of the City's efforts to construct new homeownership opportunities through partnership with Habitat for Humanity. The City anticipates leverage ratios of between 3:1 and 4:1 for homebuyer activities. All other CDBG activities, including homeowner rehabilitation, emergency payments, and relocation assistance typically see little to no leveraging of funds as these programs are designed as emergency nets providing assistance where none would otherwise exist and low- or no-interest loans to assist clients who would otherwise be unable to pursue commercial loans to repair their home were it not for this type of assistance. Many clients have credit issues restricting their access to funding, limited incomes, and are often occupied by the elderly or minority populations dealing with certain systemic housing-related inequities limiting their access to safe, decent, and affordable housing.

HOME funds match requirements and leverage is provided as part of the Tacoma-Lakewood HOME Consortium and is reported in Tacoma's portion of the Plan.

**If appropriate, describe publicly owned land or property located within the jurisdiction that may be used to address the needs identified in the plan**

No publicly owned land or property is scheduled to be included as a part of this plan.

**Discussion**

## Annual Goals and Objectives

### AP-20 Annual Goals and Objectives - 91.420, 91.220(c)(3)&(e)

#### Goals Summary Information

Sort Order	Goal Name	Start Year	End Year	Category	Geographic Area	Needs Addressed	Funding	Goal Outcome Indicator
1	Stabilize existing residents	2020	2024	Affordable Housing Homeless Non-Housing Community Development		Housing instability, including homelessness Need for safe, accessible homes and facilities	CDBG: \$566,422.16  NSP1: \$275,000	Homeowner Housing Rehabilitated: 8 Household Housing Unit – Lakewood; 15 Household Housing Unit - RTSS Buildings Demolished: 3 Buildings
2	Increase rental and homeownership opportunities	2020	2024	Affordable Housing Public Housing		Affordable rental and homeowner opportunities	CDBG: \$0	
3	Prevent and reduce homelessness	2020	2024	Affordable Housing Homeless Non-Homeless Special Needs		Housing instability, including homelessness Need for accessible, culturally competent services	CDBG: \$80,000	Public service activities other than LMI Housing Benefit: 25 Persons Assisted  Homelessness Prevention: 25 Persons Assisted
4	Need of accessible, culturally competent services	2020	2024	Homeless Non-Housing Community Development		Housing instability, including homelessness Need for accessible, culturally competent services	CDBG: \$0	Public service activities other than Low/Moderate Income Housing Benefit: 50 Persons Assisted

**Table 6 – Goals Summary**

Annual Action Plan  
2023

27



## Goal Description

1	<b>Goal Name</b>	Stabilize existing residents
	<b>Goal Description</b>	Funding provides support of the stabilization of residents experiencing homelessness or displacement pressure. Activities include the creation of new or maintenance of existing affordable housing stock for low- and moderate-income homeowners and the elimination of slums and blight through the demolition and redevelopment of blighted properties.
2	<b>Goal Name</b>	Increase rental and homeownership opportunities
	<b>Goal Description</b>	Projects in support of rental and homeownership opportunities include activities to create new homeownership opportunities for low- and moderate-income households through the construction of new, affordable single-family housing units, and through maintenance of rental housing opportunities for low- and moderate-income households.
3	<b>Goal Name</b>	Prevent and reduce homelessness
	<b>Goal Description</b>	Funding provides for services engaged in the reduction and prevention of homelessness through the provision of emergency assistance payments to low- and moderate-income households, with a focus on the elderly, disabled, and minority populations, and through relocation assistance for households displaced through no fault of their own.
4	<b>Goal Name</b>	Need of accessible, culturally competent services
	<b>Goal Description</b>	Provides for increased access to culturally competent services for low- and moderate-income individuals with emphasis on extremely low-income individuals, persons of color, immigrants, and the elderly. Activities include fair housing counseling aimed at those households disproportionately impacted by the lingering effects of the coronavirus pandemic. Assistance is anticipated to be provided through CDBG Administrative activities focusing on fair housing education/outreach, and landlord tenant education, and as such, will not be able to be reported as clients served in IDIS due to CDBG Administration reporting requirements. Lakewood will report clients served for this goal in text only in annual Consolidated Annual Performance Evaluation Reports (CAPER).

## AP-35 Projects - 91.420, 91.220(d)

### Introduction

The City of Lakewood will aim to implement its federal funds in 2023 to accomplish the following goals and corresponding activities:

- ***Stabilize existing residents*** – Through funds for owner-occupied housing rehabilitation and renovation programs to maintain existing affordability, and through the removal of slums and blight by addressing and demolishing dangerous structures.
- ***Increase diverse rental and homeownership opportunities*** – Providing homeownership opportunities to low- and moderate-income families through the construction of new affordable housing.
- ***Prevent and reduce homelessness*** – Funding provides for emergency assistance payments to low- and moderate-income households, with a focus on the elderly, disabled, and minority populations disproportionately impacted by the coronavirus pandemic, and through relocation assistance for households displaced through no fault of their own.
- ***Increase availability of accessible, culturally competent services*** – Through funds for fair housing activities designed to assist low- and moderate-income households maintain housing access and affordability, and provide landlord tenant education and outreach.

The projects listed and described in this plan represent the proposed use of funds for the FY 2023 CDBG program.

#	Project Name
1	Administration
2	CDBG Administration of HOME Housing Services
3	Major Home Repair Program
4	Rebuilding Together South Sound Homeowner Rehabilitation
5	CDBG Emergency Assistance Payments
6	Emergency Assistance for Displaced Residents
7	NSP1 Abatement Program

**Table 7 – Project Information**

### Describe the reasons for allocation priorities and any obstacles to addressing underserved needs

Funding in FY 2023 will primarily focus on the need to address housing instability, including homelessness; the need to increase diverse rental and homeownership opportunities; and the need to

expand accessible, culturally competent services to low- and moderate-income households. Funding priorities were established as part of the City's 5-YR 2020-2024 Consolidated Plan and continue to be evaluated with each subsequent Annual Action Plan. Allocation priorities are identified through input from community partners and neighboring entitlement communities, elected leaders, Community Services Advisory Board members, and public input throughout the process. When allocating CDBG and HOME funds, the City evaluates community need, the ability of a project to leverage partnerships and other non-federal funding streams, project impact, and the ability to complete a project within the requirements of the 5-YR Consolidated Plan goals and objectives.

With Lakewood's average home sales price reported at \$432,500 (Redfin, January 31, 2023) and a median rent of \$1,495 (Zillow, February 20, 2023), many low- and moderate-income families are struggling to keep up. This is of special significance when looking at Lakewood's median household income of \$60,534 (28% less than WA State average of \$84,247) and the fact that 13.6% of Lakewood's population is living at or below the poverty line (nearly 1.4 times the rate of WA State rate of 9.9%). With housing and rent prices continuing to increase, many of Lakewood's households are seemingly living one missed payment away from homelessness, with 40.2% of total households being considered cost-burdened (paying 30 percent or more of income for housing expenses) and 16.6% of total households being considered extremely cost-burdened (paying 50 percent or more of income for housing expenses). A deeper look into these numbers reveals that more than half (52.2%) of renter households are cost-burdened and nearly a quarter (23.4%) are extremely cost-burdened. As housing costs continue to outpace income growth, especially for those who are retired or on fixed incomes, the need to develop affordable housing is something all communities are being forced to balance with ever-dwindling resources.

Activities to be carried out in FY 2023 will include the funding of housing rehabilitation programs aimed at assisting low- and moderate-income households with housing repairs and renovations they may not otherwise be able to afford through conventional financing options; development of new affordable homeownership opportunities and the long-term wealth-building opportunities these programs afford low- and moderate-income households; providing housing stability and homelessness prevention through the provision of emergency assistance payments to low- and moderate-income households, with a focus on cost-burdened, elderly, disabled, and minority populations, and through relocation assistance for families displaced through no fault of their own; through reduction of slums and blight in low-income neighborhoods with the demolition and redevelopment of dangerous buildings; fair housing activities focusing on housing inequities often borne by minority and low-income households; and finally, funding will support the construction of new affordable rental housing through the construction of 25 new rental units owned and operated by LASA.

## AP-38 Project Summary

### Project Summary Information

1	<b>Project Name</b>	Administration
	<b>Target Area</b>	
	<b>Goals Supported</b>	Need of accessible, culturally competent services
	<b>Needs Addressed</b>	Need for accessible, culturally competent services
	<b>Funding</b>	CDBG: \$108,492.80
	<b>Description</b>	Administration to implement and manage the Consolidated Plan funds. Activities include providing fair housing and landlord tenant outreach and education.
	<b>Target Date</b>	6/30/2024
	<b>Estimate the number and type of families that will benefit from the proposed activities</b>	Administration funds are anticipated to be expended in support of general administration activities to administer the 2023 Annual Action Plan, including funding for fair housing activities in support of 40 low- and moderate-income individuals. Fair housing activities will not be able to be reported as clients served in IDIS due to CDBG Administration reporting requirements. Lakewood will report clients served for this goal in text only in annual Consolidated Annual Performance Evaluation Reports (CAPER).
	<b>Location Description</b>	
2	<b>Planned Activities</b>	Administration funds are anticipated to be expended in support of general administration activities to administer the 2023 Annual Action Plan, including funding for fair housing activities in support of 40 low- and moderate-income individuals.
	<b>Project Name</b>	CDBG Administration of HOME Housing Services
	<b>Target Area</b>	
	<b>Goals Supported</b>	Increase rental and homeownership opportunities
	<b>Needs Addressed</b>	Affordable rental and homeowner opportunities
	<b>Funding</b>	CDBG: \$10,000
	<b>Description</b>	Program administration and housing services in support of HOME Program.
	<b>Target Date</b>	6/30/2024 – 6/30/2025

	<b>Estimate the number and type of families that will benefit from the proposed activities</b>	A total of 25 low- and moderate-income households will be assisted with HOME-funded activities, including the construction of new affordable rental opportunities.
	<b>Location Description</b>	8956 Gravelly Lake Dr. SW
	<b>Planned Activities</b>	Program administration and housing services in support of HOME Program.
3	<b>Project Name</b>	Major Home Repair Program
	<b>Target Area</b>	
	<b>Goals Supported</b>	Stabilize existing residents
	<b>Needs Addressed</b>	Housing instability, including homelessness
	<b>Funding</b>	CDBG: \$352,929.36
	<b>Description</b>	Program provides home repair and/or sewer connection loans to eligible low-income homeowners. Funding for program provided through FY 2023 entitlement funding and revolving loan funds. Activity funding includes revolving loan fund.
	<b>Target Date</b>	6/30/2024
	<b>Estimate the number and type of families that will benefit from the proposed activities</b>	A total of 8 low- and moderate-income households will be assisted with owner-occupied, housing rehabilitation activities.
	<b>Location Description</b>	City-wide
4	<b>Planned Activities</b>	The project will provide major home repair/sewer connection loans which include connection of side-sewer to sewer main, decommissioning of septic systems, roofing, removal of architectural barriers, plumbing, electrical, weatherization, major systems replacement/upgrade, and general home repairs for eligible low- and moderate-income homeowners. Program funding includes a total of \$3,958.16 in reprogrammed CDBG funding and \$100,000 in program income.
	<b>Project Name</b>	Rebuilding Together South Sound Homeowner Rehabilitation
	<b>Target Area</b>	
	<b>Goals Supported</b>	Stabilize existing residents
	<b>Needs Addressed</b>	Housing instability, including homelessness

	<b>Funding</b>	CDBG: \$75,000
	<b>Description</b>	Project will provide funding for the preservation of existing owner-occupied housing units that do not qualify for the City's Major Home Repair program due to credit worthiness, lack of equity, or other program qualifications. The program will provide for small-scale repair and general maintenance for eligible low- and moderate-income homeowners.
	<b>Target Date</b>	6/30/2024
	<b>Estimate the number and type of families that will benefit from the proposed activities</b>	A total of 12 - 15 low- and moderate-income households will be assisted through the rehabilitation of existing owner-occupied housing.
	<b>Location Description</b>	City-wide
	<b>Planned Activities</b>	The project will provide funding for the preservation of existing affordable housing through the rehabilitation of owner-occupied housing units.
5	<b>Project Name</b>	CDBG Emergency Assistance Payments
	<b>Target Area</b>	
	<b>Goals Supported</b>	Stabilize existing residents Prevent and reduce homelessness
	<b>Needs Addressed</b>	Housing instability, including homelessness Need for accessible, culturally competent services
	<b>Funding</b>	CDBG: \$80,000
	<b>Description</b>	Program provides for the provision of emergency assistance payments for basic services such as food, clothing or housing-related expenses to low-income households, with a focus on cost-burdened households, elderly, disabled, and minority populations.
	<b>Target Date</b>	6/30/2024
	<b>Estimate the number and type of families that will benefit from the proposed activities</b>	A total of 40 low- and moderate-income individuals will be assisted through the provision of emergency assistance payments to low-income households, with a focus on cost-burdened households, elderly, disabled, and minority populations.
	<b>Location Description</b>	City-wide

	<b>Planned Activities</b>	Program provides funding for services engaged in the reduction and prevention of homelessness through the provision of emergency assistance payments to low- and moderate-income households, with focus on cost burdened households, elderly, disabled, and minority populations continuing to be disproportionately impacted.
6	<b>Project Name</b>	Emergency Assistance for Displaced Residents
	<b>Target Area</b>	
	<b>Goals Supported</b>	Stabilize existing residents Prevent and reduce homelessness
	<b>Needs Addressed</b>	Housing instability, including homelessness Need for safe, accessible homes and facilities
	<b>Funding</b>	CDBG: \$20,000
	<b>Description</b>	Program provides emergency relocation assistance to eligible low-income households displaced through no fault of their own during building and code enforcement closures, fires, redevelopment, and other incidences resulting in homelessness.
	<b>Target Date</b>	6/30/2024
	<b>Estimate the number and type of families that will benefit from the proposed activities</b>	10 individuals will be assisted with emergency relocation assistance for persons displaced due to no fault of their own.
7	<b>Project Name</b>	NSP1 Abatement Program
	<b>Target Area</b>	
	<b>Goals Supported</b>	Stabilize existing residents
	<b>Needs Addressed</b>	Housing instability, including homelessness Need for safe, accessible homes and facilities
	<b>Funding</b>	NSP1: \$275,000
	<b>Description</b>	Provides funding for the abatement of dangerous buildings that have been foreclosed, abandoned or are vacant. Activities funded with revolving loan fund.
	<b>Target Date</b>	6/30/2024

	<b>Estimate the number and type of families that will benefit from the proposed activities</b>	The City of Lakewood anticipates it will demolish a total of 3 dangerous buildings located in low-income block groups in FY 2023 with the NSP1 Abatement Fund.
	<b>Location Description</b>	City-wide
	<b>Planned Activities</b>	Provides funding for the abatement of dangerous buildings that have been foreclosed, abandoned or are vacant. Funding for the program is provided through revolving loan funds generated from previous NSP1 abatement activities. Program funding includes a total of \$275,000 in program income to be used for similar RLF activities.



## **AP-50 Geographic Distribution - 91.420, 91.220(f)**

### **Description of the geographic areas of the entitlement (including areas of low-income and minority concentration) where assistance will be directed**

In targeting CDBG and HOME funds, the City has typically looked to block groups with at least 51% low- and moderate-income populations as many of Lakewood's minority and ethnic populations continue to be concentrated in these areas. Many of these block groups tend to have large concentrations of older housing stock suffering from a lack of routine maintenance and infrastructure that is either inadequate or are outdated in accordance with current development standards.

In 2023, Lakewood's fourth year of the 5-YR Consolidated Plan (2020-2024), CDBG funding prioritization will focus on increasing and preserving affordable housing stock through owner-occupied housing rehabilitation; the prevention and reduction of homelessness through emergency assistance payments to low- and moderate-income households, with a focus on cost-burdened households, elderly, disabled, and minority populations, and through relocation assistance for households displaced through no fault of their own; neighborhood revitalization through the removal of blighted properties; and improved access to fair housing counseling services. HOME funding in FY 2023 will support the development of new affordable rental housing owned and operated by LASA.

The City intends to target households living in Census Tracts 718.05, 718.06, 718.07, 718.08 and 720.00 for its Major Home Repair, Rebuilding Together South Sound Homeowner Rehabilitation, and CDBG Emergency Assistance Payment and Emergency Assistance for Displaced Residents programs, which assist with the preservation of housing stability and prevention of homelessness through owner-occupied housing repairs, and relocation and emergency assistance payments for basic services such as food, clothing or housing-related expenses to low-income households.

For all other funding, the City has not identified specific targeted areas; programs are open to eligible low- and moderate-income individuals citywide.

### **Geographic Distribution**

Target Area	Percentage of Funds

**Table 8 - Geographic Distribution**

### **Rationale for the priorities for allocating investments geographically**

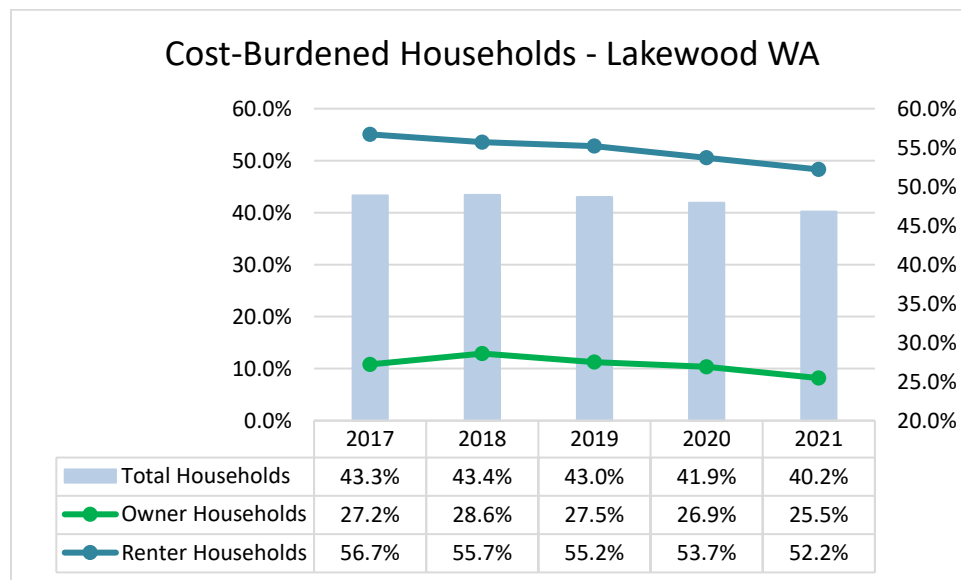
N/A

### **Discussion**

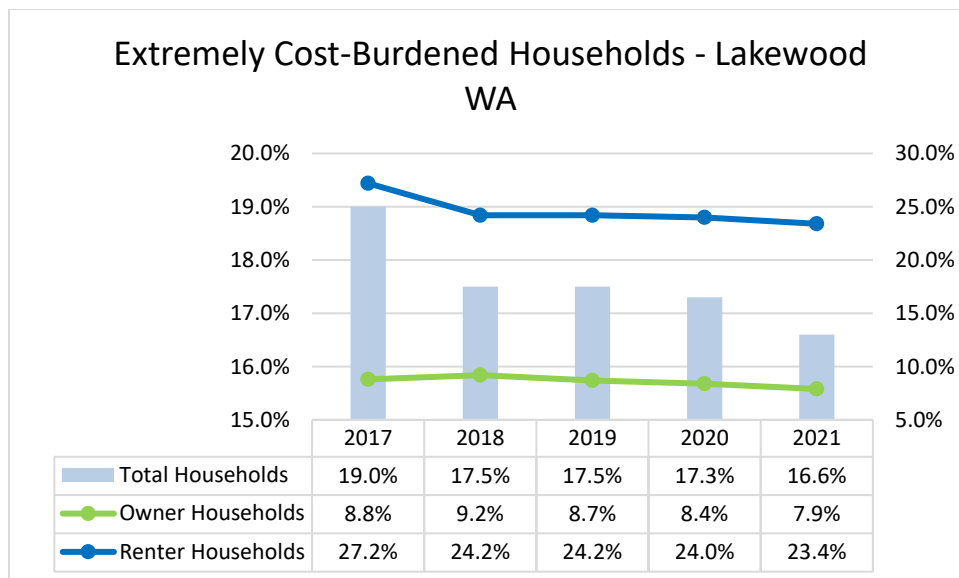
## AP-75 Barriers to affordable housing -91.420, 91.220(j)

### Introduction

As identified in the 5-YR Consolidated Plan (2020-2024), low- and fixed-incomes, high housing costs, overcrowding, homelessness, and aging all present challenges to Lakewood residents, which can have negative impacts on their quality of life. Most common among these housing problems for Lakewood residents is housing affordability, as measured through cost burdens. Renters in particular, continue to face more acute cost burdens than do homeowners, with 52.2% of Lakewood’s rental households considered cost-burdened compared to 25.5% of owner households. Those households facing extreme cost burden, or where at least 50 percent of total household income is used for housing expenses, again show renters disproportionately impacted with 23.4% considered extremely cost-burdened compared to just 7.9% of owner households. Renter-occupied households in Lakewood are twice as likely to be cost-burdened and three times more likely to be extremely cost burdened than are owner-occupied households. In all, 40.2% of Lakewood households are considered cost-burdened and 16.6% are considered extremely cost-burdened (2017-21 American Community Survey).



**Table 5 – Cost-Burdened Households- Lakewood WA**



**Table 6 – Extremely Cost-Burdened Households- Lakewood WA**

Lakewood’s housing demographics have remained constant over the recent ten years with a slight trend favoring renter-occupied (56.1%) to owner-occupied (43.9%) (2017-21 American Community Survey). These numbers are reflected in the opposite when looking at Pierce County with a 65.4% owner-occupied rate, Washington at 64% owner-occupied, and that of the United States at 64.6% owner-occupied and 35.4% renter-occupied.

Although household incomes have seen increases in recent years, Lakewood’s median income of \$60,534 continues a trend of lagging behind that of the county (\$85,866), Washington (\$84,247), and the United States (\$69,021). Of additional concern is Lakewood’s apparent concentration of households living at or below the poverty rate, currently 13.6% of households, much higher than that of the county at 8%, Washington at 9.95%, and the United States at 11% (2017-21 American Community Survey). The disparate impacts of households living in poverty come into focus when looking at Black, Indigenous and People of Color (BIPOC) households. For Lakewood, Black or African American households experience poverty at a rate of 17.4%, Hispanic or Latino households 15%, and American Indian and Alaskan Native households experience poverty at an alarming rate of 43.6% (an increase of 6.7 percentage points from 2020). These numbers remain in stark contrast when considering Lakewood’s White only population, which makes up 54.9% of Lakewood’s total population, who experience poverty at a rate of 13.3%.

While Lakewood’s median income saw a rise in 2021 to \$60,534, a 27% increase over the most recent five-year period, at the same, time median house values rose 42.5% to \$331,500 and median rents increased 27.8% over the same period to \$1,183. Even though median incomes continue to see improvement in Lakewood, they are being outstripped by even higher escalating housing related expenses, leaving little relief for low-income households who have been traditionally cost-burdened.

This becomes of special concern when looking at households experiencing poverty who have children under the age of eighteen- 15.2% of all families with related children under 18 years old live in poverty, and 30.8% of single-female households with related children under 18 years old live in poverty. This number increases to 47% of single-female households with multiple related children under 5 years old and between 5 and 17 years old. Elderly households and those on fixed incomes also remain a concern as 12.1% of households 60 and older and 9.7% of households 65 and older are considered to be living in poverty. Additionally, 9.5% of veterans have been identified as living in poverty in the last 12 months (2017-21 American Community Survey).

**Actions it planned to remove or ameliorate the negative effects of public policies that serve as barriers to affordable housing such as land use controls, tax policies affecting land, zoning ordinances, building codes, fees and charges, growth limitations, and policies affecting the return on residential investment**

The City of Lakewood encourages the development of affordable housing through the City's Comprehensive Plan. The Plan addresses future housing needs for current and future residents of all incomes. Policies offers density bonuses to developers of affordable housing, encourage infill housing, cottage-style development, changes in zoning to permit higher densities, and incentivizes the construction of affordable housing.

Additional means used to encourage affordable development is though the City's Multifamily Tax Credit Program which allows developers to defer taxes on valuation improvements for all housing repairs for up to 12 years within certain urban use centers. This is especially important in areas where development is stymied by conditions of blight, the lack of infrastructure, or where rents are not conducive to sustaining redevelopment activities. With the tax deferral, the development of new housing or the modernization of existing substandard units can be incentivized as a means of neighborhood revitalization.

**Discussion**

For the majority of households, economic opportunity and familial wealth are tied directly to homeownership. Through homeownership a household maintains an asset that most typically increases in valuation over generations causing the accumulation of wealth, provides various access points to economic leverage, serves as a hedge against rising housing costs, provides various tax benefits, and realizes a lower taxation rate than other forms of investments. It is through this historical wealth building opportunity that most households have grown and passed along wealth. Unfortunately, many black and minority populations have been shut out of this system through various institutional and de facto discriminatory practices: from slavery, segregation, and disenfranchisement of Black Americans, to

expropriation of land, forced relocation, and anti-immigration policies against Native American and Hispanic populations. Historically, the benefits of homeownership have not been shared equally across the race spectrum. A recent U.S. Treasury report noted that in the second quarter of 2022, homeownership rates for white households held at 75 percent, compared to 45 percent for Black households, 48 percent for Hispanic households, and 57 percent for non-Hispanic households of any other race (U.S Treasury, *Racial Differences in Economic Security: Housing*, November 4, 2022). The study found these gaps in homeownership have remained relatively unchanged over the most recent three decades, and in fact, the Black-White gap in homeownership rate in 2020 remained the same as in 1970. Additionally, for those Black households that do maintain homeownership, the average Black household's home value is 2.5 times lower than the average white household's value; again, the same as it was in 1970. Median household net worth of white households was nearly 5 times that of Black households and 8 times that of Hispanic households.

With homeownership being the primary source for wealth for most Americans today, it is important that this benefit be extended equally to all. Homeownership, beyond simple wealth-building, provides long-lasting opportunities both socially and economically. For instance, studies have shown that as the wealth of a household grows, so too does the likelihood that the children of that household will enroll in and graduate from college, thus increasing lifetime earning potential. When looking at college graduation rates where in 2021, 41.9% of white adults had earned a bachelor's degree compared to 28.1% for Black and 20.6% for Hispanic adults (U.S. Census Bureau, *Educational Attainment in the United States: 2021*, February 24, 2022), one can make a direct correlation between homeownership rates and college graduation. Additionally, health and psychological disparities for Black and Hispanic households include higher rates of child abuse, lead exposure, obesity in childhood, and chronic illness in adulthood than white Americans (U.S Treasury, *Racial Differences in Economic Security: Housing*, November 4, 2022).

As a majority of Lakewood's population live in rental households, the steady increase in the cost of rents year-over-year remains of concern, especially for those low- and moderate-income Lakewood households who are already cost-burdened. With the current median monthly rent now standing at \$1,495 (Zillow, February 23, 2023), housing cost is easily outstripping income growth, especially for low- and moderate-income households. These issues of rising housing costs relative to household incomes become strikingly apparent when looking at the percentages of Lakewood households where monthly housing cost exceeds 35 percent of household income- 23.7% for households with a mortgage and 41.3% for households who rent (2017-21 American Community Survey).

With strong increases in property valuation and land costs, housing development costs have continued to push private investment into market rate housing and away from affordable housing. Additionally, as house valuations have risen, single-family homes once dedicated to rental uses are seeing increased pressure to sell and realize profits, ultimately turning them from rental to owner-occupied. As investment shifts toward higher return market-rate housing and more and more housing units are converted from rental to homeowner use, many communities are looking for creative ways to meet the

increasing demand for affordable housing. Unfortunately, with rapidly escalating property valuations and the ever-competitive nature of financing affordable housing vs. market rate housing, affordable housing development has become increasingly difficult to develop, especially within the time horizons necessary to keep up with growing demand.

Of additional concern for the future of affordable housing development are the outdated and lagging regulatory policies of the HOME and CDBG programs. In today's frenzied economy, with property valuations appreciating almost daily and construction costs spiraling out of sight, the very programs designed to assist communities in the support and development of affordable housing are beginning to hinder that development. Certain regulations like the restriction of investment in homes whose value exceeds that of 95% of median purchase price valuations, outdated per-unit investment subsidy limits, onerous environmental regulations, and a restriction of CDBG investments in the constructing of new housing units unless conducted by a Community Based Development Organization. As economies change around the globe, regulatory policies need to be evaluated and updated to keep pace with the changing economic environment.

## **AP-85 Other Actions - 91.420, 91.220(k)**

### **Introduction**

#### **Actions planned to address obstacles to meeting underserved needs**

In 2023, Lakewood will continue to focus its efforts on stabilizing existing residents through homeowner rehabilitation programs and the revitalization of neighborhoods through the removal and redevelopment of blighted properties. Additional programs will support low- and moderate-income households struggling with housing affordability to ensure those households do not end up experiencing homelessness resulting from discriminatory practices, fires, building enforcement, redevelopment activities, and other lingering effects of the coronavirus pandemic. Fair housing counseling services will focus on ameliorating housing inequities often borne by minority and low-income households.

Efforts to support affordable rental and homeownership opportunities will continue in to 2023-24 with support of LASA's 25-unit, new affordable rental housing development located on Gravelly Lake Dr. SW, and continued development by Habitat for Humanity of new affordable homeownership opportunities for low- and moderate-income homebuyers located along Boat St. SW. As housing and rental prices have continued to rise, the need for affordable housing grows stronger still, especially for low-income and minority populations.

Additional actions to address the needs of Lakewood's underserved population are addressed through the ongoing 1% allocation from the City's general fund; strategic priorities include emotional supports and youth programs, housing assistance and homelessness services, crisis stabilization and advocacy, access to health & behavioral health, and access to food. For 2023, the City has allocated \$457,500 in general fund dollars in support of these programs.

In March 2021, the City received \$13,766,236 in American Rescue Plan Act (ARPA) funding to aid in the recovery from the budgetary, public health, economic, and financial impacts of the COVID-19 pandemic. To date, the City allocated in excess of \$1.2 million for various youth programs, \$3 million in support of local food banks, in excess of \$4.1 million for housing and homelessness programs, \$1.9 million for public health and safety, nearly \$600,000 for workforce development, and \$1.3 million in administration and city hall upgrades.

#### **Actions planned to foster and maintain affordable housing**

Lakewood recognizes the importance affordable housing and homeownership play in building vibrant communities and the direct connection they afford low-income households in wealth-building opportunities. In 2023, the City will continue its partnership with LASA and Habitat for Humanity in

developing new affordable housing. Habitat has acquired multiple vacant, abandoned and blighted properties in Lakewood and is in process of redeveloping those properties to construct eleven new homes for low-income homebuyers; construction is anticipated to be completed in late 2024. LASA has also acquired multiple properties around their current facility with the intention to provide increased access to services and the development of new affordable rental opportunities for low-income households. LASA intends to develop its project in phases with the initial phase, improved access to services, to be completed in 2023, with rental housing development to be completed in 2025.

Support for existing affordable owner-occupied housing will continue through Major Home Repair and HOME Housing Rehabilitation, while single-family and multifamily housing development is supported and encouraged through Lakewood's HOME Affordable Housing Fund and zoning density bonuses offered to developers of affordable housing.

Additional efforts in support of housing stability come from an annual 0.0073% sales and use tax (SHB-1406) to be used to provide financing for the development and maintenance of affordable housing for households at or below 60% of area median income. The fund has a current balance of \$285,185 with additional revenue of approximately \$95,000 to be received annually. Over the next 20 years, the City anticipates an estimated \$1.95 million dollars to be raised in support of affordable and supportive housing development.

Rental habitability and affordability remain a priority for the City. With approximately 56.1 percent of Lakewood's housing stock being rental, and 43 percent of Lakewood's housing stock constructed prior to 1960, the importance of maintain these units remains of paramount importance. In 2017, the City began its Rental Housing Safety Program (RHSP) requiring all residential rental properties (apartments, single-family homes, duplexes, etc.) within the Lakewood city limit be registered on an annual basis and maintain specific life and safety standards for those properties. Since substandard housing disproportionately affects the poor, working class families, seniors, the disabled, and persons who suffer from chronic illness, it is the aim of the RHSP to eliminate all substandard rental housing in Lakewood and improve the quality of life for all Lakewood residents. Since the program's inception, the City has inspected approximately 99 percent of its rental properties and has seen substantial improvements in both the quality and condition of many of the City's substandard rental properties.

### **Actions planned to reduce lead-based paint hazards**

Consistent with Title X of the Housing and Community Development Act of 1992, Lakewood provides information on lead-safe practices to owners of all properties receiving up to \$5,000 of federal assistance. If work on painted surfaces is involved in properties constructed prior to 1978, the presence of lead is assumed, and safe work practices are followed if testing is not conducted.

In addition to the above, homes with repairs in excess of \$5,000 in federally funded rehabilitation assistance are assessed for risk (completed by a certified Lead Based Paint firm) or are presumed to



have lead. If surfaces to be disturbed are determined to contain lead, interim controls are exercised, occupants notified, and clearance testing performed by an EPA-certified firm. Properties constructed prior to 1978 and acquired with federal funds are inspected for hazards and acquired rental properties are inspected periodically.

With approximately 75% of Lakewood's 27,370 housing units being built prior to 1980, there exists the potential for some 20,000 housing units to contain lead-based paint hazards. To inform the community of the hazards of lead-based paint, the City offers copies of the EPA's "Protect Your Family from Lead in Your Home" and HUD's "Renovate Right" pamphlets at City Hall and provides copies of these pamphlets to all housing repair program applicants. As part of the City's single and multifamily housing programs, XRF paint inspections and Risk Assessments are conducted, lead-safe work is conducted by Washington State certified RRP renovation contractors, abatement work is conducted by certified abatement contractors, and clearance testing of all disturbed surfaces is performed by certified Risk Assessors.

The City conducts lead paint inspections on all pre-1978 properties where persons are relocated to with the Emergency Assistance for Displaced Residents and where homeownership assistance is provided for existing housing. Risk assessments are to be conducted on all pre-1978 homes served by housing repair programs where painted surfaces are to be disturbed as part of the scope of repairs. When completed, all homes will be free of lead-based paint hazards.

### **Actions planned to reduce the number of poverty-level families**

The goals in the Strategic Plan have the capacity to reduce the number of households living in poverty. The goals emphasize stable and affordable housing and services as a means to address poverty and high-quality infrastructure as a way to revitalize communities.

For instance, the goal to address housing instability among residents, including homelessness includes projects which address long-term housing stability through housing rehabilitation programs designed to address housing repairs and renovations vital to maintaining existing affordable housing stock. Housing improvements also provide for accessibility and energy efficiency improvements providing for safer and more economical housing. Funding used to acquire blighted properties and replace them with new homeownership opportunities revitalizes neighborhoods, increases the value of neighboring properties, and creates ownership avenues designed to build household wealth and move families from poverty.

The goal to address the limited supply of diverse rental and homeownership opportunities includes funding for the construction of new, safe and affordable housing units for low-income homebuyers. By subsidizing project development costs, the City is able to effectively decrease the share of total income a family commits for housing cost, allowing the household to use those extra funds to pay down short-term debt and pay for other necessities, such as transportation, healthcare, and food, or save for the future.

To address the need for accessible, culturally competent services, programs will focus on the lingering

financial impacts the coronavirus pandemic has had on low- and moderate-income households. Fair housing counseling services will focus on housing inequities often borne by minority and low-income households. In 2023, \$100,000 will be allocated in support of homelessness prevention through emergency assistance payments to low- and moderate-income households, with a focus on the elderly, disabled, and minority populations, and through relocation assistance for households displaced through no fault of their own.

Additional effort to reduce the number of poverty-level families include funding through the 1% human services allocation which provides a broad spectrum of services including, supportive and emergency services, human services programs targeting basic human needs, homelessness intervention and prevention, fair housing assistance, crisis stabilization and advocacy, youth programs, access to health and behavioral services, access to food, and activities to increase self-sufficiency (e.g., workforce training, employment readiness, and education). For 2023, the City has allocated \$457,500 in general fund dollars in support of these programs.

### **Actions planned to develop institutional structure**

Lakewood, Tacoma, and Pierce County have a long history of working closely together to coordinate funding activities and ensure funding strategies don't overlap or conflict. This is especially true today, as all three jurisdictions have been working towards regional coordination on anti-poverty strategies, affordable housing strategies, and homelessness initiatives. These initiatives aim to increase the supply of affordable housing (both rental and homeownership), lower the overall cost of housing for residents, create access to financial assistance and services, increase the earning potential of low-income households, reduce or eliminate the time a family is homeless, and create pathways to build wealth and assets. Funding allocations and recommendations for many local projects are reviewed and approved jointly.

Both Tacoma and Lakewood are represented on the Tacoma/Pierce County Affordable Housing Consortium to work on issues of affordable housing, including state-level policies and programs to increase resources and opportunities to address local housing needs. Tacoma and Lakewood participate in a multicounty planning system (Puget Sound Regional Council) that looks at regional growth and economic development, as well as equal access to opportunities. The City of Lakewood is also a founding member of the South Sound Housing Affordability Partners (SSHAP), a voluntary collaboration among 14 governments, whose goal is to provide a regional approach to preserve affordable, attainable, and accessible housing throughout Pierce County.

On a local level, Lakewood continues to coordinate federal funding opportunities and general fund expenditures through the Community Services Advisory Board (CSAB). The CSAB is tasked with policymaking and general funding recommendation authority as they relate to community development and human services activities citywide. Board responsibilities include facilitating the cooperation and coordination of human services and Consolidated Plan activities, holding public hearings to receive input

on community development and human service's needs, developing policy guidance and program evaluation criteria, and making funding recommendations.

With regard to the Tacoma-Lakewood HOME consortium and the allocation of HOME funds, the City of Tacoma has established the Tacoma Community Redevelopment Authority (TCRA), a public corporation organized and dedicated to the administration of federal grants and programs such as the Community Development Block Grant and HOME Investment Partnerships Program. The TCRA is responsible for administering the HOME Program, including the review of all housing programs for both Tacoma and Lakewood. The Board is staffed by ten Board members and is supported by City of Tacoma staff.

### **Actions planned to enhance coordination between public and private housing and social service agencies**

The City is the convener of monthly human services Collaboration meetings. Collaboration partners include for-profit and nonprofit providers of housing, services, homeless programs, dv and family services, youth programs, food banks, and healthcare services.

City of Lakewood staff routinely coordinate with City of Tacoma, as part of the HOME Consortium, and participate in regional efforts coordinating planning efforts and service delivery. The Cities participate in the Tacoma/Lakewood/Pierce County Continuum of Care and are active in the Tacoma Pierce County Affordable Housing Consortium, the Economic Development Board for Tacoma-Pierce County, the Pierce County Human Services Coalition and other public entities and associations that set priorities for use of resources in the region, set goals, and measure progress in meeting those goals. Lakewood staff participate in monthly meetings with service providers and coordinate on the development of plans and strategies. Coordination with public and assisted housing providers along with governmental agencies for health, mental health, and other services focus on economic development, transportation, public services, special needs, homelessness, and housing. As the need for affordable housing and services continues to increase, the Cities of Tacoma and Lakewood, Pierce County, and the Puget Sound Regional Council continue to collaborate on long-term priorities to leverage limited funding to meet the needs of the community.

Additional coordination efforts with housing and social service agencies involves funding through the City's 1% human services allocation. This fund targets programs that provide low-income housing and homelessness assistance, crisis stabilization and advocacy, emotional supports & youth programs, access to health and behavioral services, and access to food. Through the City's annual allocation process, relationships have been maintained with providers of services such as, Tacoma Rescue Mission, Emergency Food Network, Community Healthcare, Greater Lakes Mental Healthcare, YWCA & YMCA, LASA, Rebuilding Together South Sound, Asian Pacific Cultural Center, Oasis Youth Center, Multicultural Child and Family Hope Center, Nourish Pierce County, St. Leo's Food Connection, Pierce County AIDS Foundation, and other services providers offering programs to low and moderate income households throughout the County. Collaboration continues with both the Pierce County Housing Authority and the

Tacoma Housing Authority on the expansion of safe, decent, affordable housing options for low-income citizens.

## **Discussion**

## Program Specific Requirements

### AP-90 Program Specific Requirements - 91.420, 91.220(I)(1,2,4)

#### Introduction

#### Community Development Block Grant Program (CDBG)

##### Reference 24 CFR 91.220(I)(1)

Projects planned with all CDBG funds expected to be available during the year are identified in the Projects Table. The following identifies program income that is available for use that is included in projects to be carried out.

1. The total amount of program income that will have been received before the start of the next program year and that has not yet been reprogrammed	375,000
2. The amount of proceeds from section 108 loan guarantees that will be used during the year to address the priority needs and specific objectives identified in the grantee's strategic plan.	0
3. The amount of surplus funds from urban renewal settlements	0
4. The amount of any grant funds returned to the line of credit for which the planned use has not been included in a prior statement or plan	0
5. The amount of income from float-funded activities	0
<b>Total Program Income:</b>	<b>375,000</b>

#### Other CDBG Requirements

1. The amount of urgent need activities	0
2. The estimated percentage of CDBG funds that will be used for activities that benefit persons of low and moderate income. Overall Benefit - A consecutive period of one, two or three years may be used to determine that a minimum overall benefit of 70% of CDBG funds is used to benefit persons of low and moderate income. Specify the years covered that include this Annual Action Plan.	100.00%

#### Discussion

Annual Action Plan 2023	48
----------------------------	----

## Attachments

(Insert SF 424 and Certifications)

# REQUEST FOR COUNCIL ACTION

<b>DATE ACTION IS REQUESTED:</b>  May 1, 2023	<b>TITLE:</b> Approving American Rescue Plan Act (ARPA) funding for the Dolly Parton Imagination Library  <b>ATTACHMENTS:</b> Memorandum of Understanding between the City of Lakewood and the Rotary Club of Lakewood	<b>TYPE OF ACTION:</b>  — ORDINANCE NO. — RESOLUTION NO. <u>X</u> MOTION NO. 2023-51 — OTHER
---	---	---

**SUBMITTED BY:** Michael Vargas, Assistant to the City Manager/Policy Analyst

**RECOMMENDATION:** It is recommended that the City Council approve the ARPA funding of \$77,426 for the Rotary Club of Lakewood to implement the Dolly Parton Imagination Library.

**DISCUSSION:** The City Council expressed interest in bringing the Dolly Parton Imagination Library (DPIL) program to Lakewood, to be implemented by the Rotary Club of Lakewood. The City Council reviewed the funding request and schedule of the Rotary Club of Lakewood, as well as the equity impact and program outcome of the DPIL program, at the April 17<sup>th</sup> regular meeting. The \$77,426 request would be dispersed by the City of Lakewood to the Rotary Club of Lakewood over the next five years, June of 2023 to June of 2028.

The DPIL mails a free age-appropriate book to enrolled children every month from birth to age five, regardless of household socioeconomic status. This program serves the public purpose of access to books during critical years for literacy, particularly given the current status of the city's branch of the Pierce County Library.

Within the first three program years, June 2023 to June 2026, the requested \$77,426 in ARPA monies completely funds the program. Starting in the the fourth program year, June 2026 to June 2027, the remaining \$20,593 in ARPA monies would be spent by December 31, 2026.

In the fifth program year, June 2027 to June 2028, the annual program cost would reach a maximum of \$105,904 to fully reach the target of 4,000 enrolled children. This annual program cost is anticipated to remain steady in subsequent years. Rotary Club of Lakewood will continue fundraising efforts already underway, throughout all program years, anticipating completely covering the annual cost of the program once ARPA funds are exhauste. A major funding source is a 50% match from the Washington State Office of Superintendent of Public Instruction (OSPI).

The Memorandum of Understanding (MOU) between the City of Lakewood and the Rotary Club of Lakewood implements the partnership to bring the DPIL to the Lakewood community. The MOU commits the City of Lakewood to provide the \$77,426 in ARPA monies to the Rotary Club of Lakewood to implement the DPIL over the next five program years of June 2023 to June 2028, with ARPA monies exhausted by the federal deadline of December 31, 2026.

**ALTERNATIVE(S):** The City Council may elect to not fund the requested \$77,426 to include funding a different amount or to not fund the program at all.

**FISCAL IMPACT:** The fiscal impact is \$77,426 of ARPA monies over the next five program years, June 2023 to June 2028.

Michael Vargas  
Prepared by

  
City Manager Review

## **MEMORANDUM OF UNDERSTANDING**

### **Between City of Lakewood and Rotary Club of Lakewood**

This MEMORANDUM OF UNDERSTANDING (“MOU”) is made by and among the City of Lakewood, a Washington municipal corporation and Rotary Club of Lakewood. Together, City of Lakewood and Rotary Club of Lakewood are referred to as the “Parties” and individually as “Party.”

### **RECITALS**

1. The City of Lakewood and Rotary Club of Lakewood have a joint interest in increasing early childhood literacy in the Lakewood community.
2. The Rotary Club of Lakewood is the lead organization in the implementation of the Dolly Parton Imagination Library program, which sends an age appropriate book each month to enrolled children from birth to age five.
3. The Pierce County Library System branch in the City of Lakewood has closed and currently providing alternate public access to books; addition of the Dolly Parton Imagination Library program furthers efforts to fill this gap in books accessible to the public.
4. The City of Lakewood and the Rotary Club of Lakewood are interested in entering into a partnership to ensure the success of the Dolly Parton Imagination Library program in Lakewood.

NOW, THEREFORE, the Parties have reached the following understanding:

#### **1. Consideration.**

In consideration of the City of Lakewood providing \$77,426 to the Rotary Club of Lakewood, the Rotary Club of Lakewood will advance youth literacy in the City, a public purpose, through implementation of the Dolly Parton Imagination Library program in Lakewood.

#### **2. Funding Schedule.**

The City of Lakewood will provide the \$77,426 to the Rotary Club of Lakewood within the first five years of the implementation of the Dolly Parton Imagination Library program, which at the time of executing this MOU, is understood by both Parties to be from June 2023 to June 2028. The Parties will collaborate to ensure the \$77,426 is dispersed from the City of Lakewood to the Rotary Club of Lakewood in a timely and effective manner to ensure the success of the Dolly Parton Imagination Library in Lakewood.



The Parties execute this MOU effective as of the last date written below.

CITY OF LAKEWOOD

Rotary Club of Lakewood

---

John J. Caulfield, City Manager

---

Bill Potter, Rotary Club of Lakewood –  
Lead Dolly Parton Imagination Library  
Administrator

---

Briana Schumacher, City Clerk

APPROVED AS TO FORM:

---

Heidi Wachter, City Attorney

# REQUEST FOR COUNCIL ACTION

<b>DATE ACTION IS REQUESTED:</b> May 1, 2023	<b>TITLE:</b> Updating existing and authorizing new ARPA funding for certain internal and external uses.	<b>TYPE OF ACTION:</b> ___ ORDINANCE ___ RESOLUTION <u>X</u> MOTION NO. 2023-52 ___ OTHER
<b>REVIEW:</b> February 21, 2023 April 10, 2023 April 17, 2023	<b>ATTACHMENTS:</b>	

**SUBMITTED BY:** Tiffany Speir, Long Range & Strategic Planning Manager, ARPA Program Manager

**RECOMMENDATION:** It is recommended that the City Council approve Motion 2023-52 in accordance with Ordinance 759 and subsequent ARPA funding City Council actions to appropriate ARPA funds as follows:

- Reallocate \$500,000 in the 23-24 biennium from the City HVAC system improvements to replacing the City Hall existing low efficiency boilers with high efficiency gas fired condensing boilers;
- Reallocate \$78,750 of ARPA funds from installing handwashing stations at public parks without restrooms to the American Lake Park improvement project; and
- Obligate \$77,426 of ARPA funds to partner with the Lakewood Rotary Club, Clover Park School District, Pierce County Libraries, and other community organizations to support the establishment of a Lakewood Dolly Parton Imagination Library (DPIL) for the initial five year period June 2023 through June 2028.

**DISCUSSION:** On the following pages.

**ALTERNATIVE(S):** The City Council could choose to amend this motion or choose not to approve this motion.

**FISCAL IMPACT:** The total new cost is \$77,426, all of which would be covered by ARPA funds.

Prepared by:

Tiffany Speir, Long Range & Strategic Planning  
Manager, ARPA Program Manager

  
\_\_\_\_\_  
City Manager Review

**DISCUSSION:**

At the December 5, 2022 meeting, the City Council directed staff to provide a list of City recommended internal projects or programs for the remaining ARPA funds. This information was provided to the City Council on February 21, 2023. On February 21, the Council discussed the list of recommendations and provided initial direction. On April 10 and April 17, the City Council discussed funding for City Hall boilers and the Dolly Parton Imagination Library, respectively.

Since then, several pieces of information have come to light that change the recommended uses of ARPA funding for internal City needs. An updated list of internal and external uses for ARPA funds totaling \$656,176 is included in the table below. Approximately \$2.951 million in ARPA funds remain to be obligated by the City Council before 12/31/24.

Recommended Project / Program	Description	ARPA Funding
City Hall Energy Audit	It is recommended to <b>reallocate</b> \$500,000 of ARPA funds originally obligated for HVAC improvements and installation of bipolar ionization air purifiers to the improvements totaling \$1.8 million in the 23-24 biennium to replace the existing low efficiency boilers with high efficiency gas fired condensing boilers.	\$500,000
American Lake Improvement Project	It is recommended to <b>reallocate</b> \$78,750 of ARPA funds originally obligated for installing handwashing stations at public parks without restrooms to the American Lake Park improvement project. It is not feasible to install the handwashing stations due to the distance to sewer line connections as well as the cost for other requirements (i.e., buildings, kiosks and shelters to house the units.)	\$78,750
Dolly Parton Imagination Library Support	It is recommended to <b>obligate</b> \$77,426 of ARPA funds to partner with the Lakewood Rotary Club, Clover Park School District, Pierce County Libraries, and other community organizations and support the establishment of a Lakewood Dolly Parton Imagination Library (DPIL) for the initial five year period June 2023 through June 2028. Total five-year cost is estimated to be \$301,944 with OSPI funding \$150,972, the City of Lakewood ARPA funding \$77,426, and the Rotary Club of Lakewood funding \$94,139.  Since the City's ARPA funds must be spent by the end of 2026, they will be used in conjunction with the OSPI funds to fund the first three years of the program with the Rotary Club of Lakewood funding the last two years in partnership with OSPI. Starting year six and beyond, the Rotary Club of Lakewood and OSPI would sustain the 4,000+ reader level.	\$77,426
TOTAL:	Reallocation of \$578,750 <u>New Obligation of \$77,426</u> \$656,176	
Remaining ARPA funds if approved	\$2,294,857	

**Summary of ARPA Obligations as of 5/1/23 by the City Council:**

Recipient/Subrecipient	Project Name	Amount
Career Team (CSAB 1%)	Workforce Training	\$73,146
Clover Park School District (CSAB 1%)	Youth Mental Health Services	\$71,400
Low Income Housing Institute (LIHI)	Contribution to Purchase of Comfort Inn/Aspen Court as Enhanced Shelter. <i>*Lakewood's \$700,000 bridge loan from the original \$1,000,000 award to LIHI was returned to the City on 10/31/22, so the net obligation of ARPA funds for this project is \$350,000 including the City's administrative costs.</i>	\$350,000*
Habitat for Humanity	Infrastructure for Boat St. Housing	\$254,100
Rebuilding Together South Sound	Rebuilding a Healthy Neighborhood Program	\$341,250
Communities in Schools Lakewood	Warriors of Change Teen Leadership Development Program	\$71,873
Pierce County	Contribution to Pierce County BIPOC Business Accelerator Program	\$525,000
Boys & Girls Club	Teen Late Nights, Teen Mental Health First Aid, Talk Saves Lives	\$237,374
NW Youth Corps	Youth Employment Program	\$84,000
Tacomaprobono	Lakewood Housing Justice Project Eviction Prevention Legal Services	\$472,500
West Pierce Fire & Rescue	Update WPFR Operations Center; purchase of HAM radios; translation of emergency messages into other languages	\$241,500
YMCA	Little learners/early learning, leaders in training/teen workforce development; Y on the Fly; before/after school childcare; summer day camp; water safety/swimming lessons; youth sports; gymnastics; direct costs.	\$769,372
Emergency Food Network	Construct a second food storage warehouse at its Monte Vista location.	\$1,000,000
Nourish Pierce County	Purchase and renovate a building in Lakewood that would house a food bank as well as supportive services for clients.	\$2,000,000
Tacoma Rescue Mission	<i>Provided funding for Phase 1 secured, support Pierce County Village, a project to place chronically homeless, including veterans, in permanent supportive housing.</i>	\$1,000,000
LASA	Authorizing \$1 million for the LASA Gravelly Lake Commons affordable housing project, <i>provided that the project is fully funded and the City Council approves disbursement of ARPA funds by Resolution.</i>	\$1,000,000
Springbrook Connections	Fund cost of 2023 office space and operational support	\$50,000
City of Lakewood	HR Temporary Staffing for COVID-19 Tracing	\$32,162
	LPD Retention Bonus	\$669,375
	LPD Body Cameras – hardware and personnel	\$350,651
	HVAC Cooler System Replacement at City Hall	\$525,000
	City Reader Boards	\$336,000
	Municipal Court Technology	\$141,750
	City Hall Reconfiguration Study Phase 1	\$105,000
	Handwashing Stations at City Parks w no Bathrooms	\$78,750
	City website translation to multiple languages	\$35,000
<b>TOTAL Allocated as of 5/1/23</b>		<b>\$10,815,203</b>
<b>TOTAL ARPA Award to Lakewood</b>		<b>\$13,766,236</b>
<b>TOTAL ARPA Funds Still Available</b>		<b>\$2,951,033</b>