

# **AGENDA**



## **PUBLIC SAFETY ADVISORY COMMITTEE**

Alan Hart • James Hairston • Ken Witkoe  
Mark Peila • Ray Dotson • Martin Pullman • Tod Wolf  
Karen Ferreira • Teresa Imholt King • Kamarie Wilson  
Council Member Trestin Lauricella, Committee Liaison  
Police Chief Patrick Smith, Committee Staff Support

**Regular Meeting, Wednesday, August 2, 2023 at 5:15 p.m**  
**9401 Lakewood Drive SW**  
**Lakewood, WA 98499**

Residents can virtually attend the meeting by watching it live on the city's YouTube channel:

<https://www.youtube.com/user/cityoflakewoodwa>

Those who do not have access to YouTube can call in to listen by telephone via Zoom:

Dial +1 253 215 8782 and enter participant ID #: **921 6981 3017**

1. Call to Order
2. Roll Call
3. Approval of Minutes
4. Public Comments
5. Public Speaker: Deana Wright, Court Administrator, Lakewood Municipal Court
6. City Council Liaison Comments
7. Fire Department Comments
8. Police Department Comments
9. Unfinished Business
  - Neighborhood Association Roadmap
  - Business Public Safety Survey
  - Truck and Tractor Day
10. New Business
  - Preview of Next Meeting (October 4)
11. Reports from Board Members & Staff
  - Community Outreach Reports & Open Discussion on Public Safety
  - Pending Policy / Ordinance Changes
12. Adjournment

The Lakewood Police Station is accessible to persons with disabilities. Persons requesting special accommodations or language interpreters should contact Joanna LaVergne, 830-5002, as soon as possible in advance of the meeting so that an attempt to provide the special accommodations can be made.



## **PUBLIC SAFETY ADVISORY COMMITTEE**

Regular Meeting Minutes  
Wednesday, June 7, 2023  
Zoom and In-Person Meeting

### CALL TO ORDER

The meeting was called to order at 5:17 p.m.

### ROLL CALL

Public Safety Advisory Committee Members Present: Alan Hart, Mark Peila, James Hairston, Karen Ferreira, Martin Pullman, and Tod Wolf

Public Safety Advisory Committee Members Excused: Ken Witkoe, Ray Dotson, Kamarie Wilson and Teresa Imholt King

Public Safety Advisory Committee Members Absent: None

City Councilmember Present: Trestin Lauricella

Fire Department Staff Present: Fire Chief Jim Sharp and Assistant Fire Chief Scott Adams

Lakewood Youth Council Present: No Youth Council present.

Staff Present: Chief Patrick Smith and Committee Staff Support, Joanna LaVergne, Administrative Assistant

### APPROVAL OF MINUTES

Mark Peila motioned to approve the minutes. All ayes; minutes approved.

### PUBLIC COMMENT

No public comments.

## PUBLIC SPEAKER COMMENTS – Sound Transit- Austin Neilson and Branden Porter

Government and Community Relations Manager Austin Neilson and Director of Transportation Safety and Security Branden Porter came to give a presentation on Rail Crossing Safety. Discussion ensued. Mr. Neilson and Mr. Porter assured the Committee that the Clover Creek railroad crossing was on the list of improvements that were being discussed. This process will be done next year and then they will start moving forward on those updates which were approved and ranked as “higher” on the list due to safety reasons.

## FIRE CHIEF COMMENTS

Fire Chief Jim Sharp gave WPFR’s “State of the Department” presentation. Discussion ensued.

## CITY COUNCIL LIAISON COMMENTS

Councilmember Trestin Lauricella discussed the new drug ordinance that took effect in May, which a new State bill has forced the City to rescind. Discussion ensued.

Councilmember Trestin Lauricella thanked Chief Smith for his 11 hour ride along over the holiday weekend. He passed on special kudos and thanks to Sergeants Fitzgerald and Markert, Detective Dier, Officers Czuleger and Casas as well as Evidence Supervisor Meeks.

## POLICE CHIEF COMMENTS

Chief Patrick Smith stated that due to our new Crime Analyst not starting until May 1<sup>st</sup>, our 1<sup>st</sup> quarter stats are a little behind schedule; we will have them to present at the next meeting.

Chief Smith stated that the Citizens Academy starts tomorrow night and reminded everyone that the Special Olympics would be going on this weekend, to include the torch run on Friday.

## YOUTH COUNCIL COMMENTS

No Youth Council was present (out for summer).

## UNFINISHED BUSINESS

Chair Martin Pullman asked about the Neighborhood Association Roadmap, stating that the Committee felt they needed more direction from the City Council, especially regarding whether they had hired the Neighborhood Coordinator and what actions that person would be taking/whether the Committee’s input was still needed in the same way. Councilmember Lauricella stated he would find out and update the Committee at the next meeting.

Mr. Pullman also asked about getting more clarification on the Business Public Safety Survey, stating they needed to know if the City Council was looking for more of a “general satisfaction” survey or a more “actionable” one. Mark Peila is putting together some questions, after their meeting with the Chief, but depending on what the City Council is looking for, the Committee may have to create/recommend two surveys. Councilmember Lauricella stated he will get some feedback from the City Council and let them know next meeting.

Chair Martin Pullman stated that Ray Dotson has asked to be removed from the sub-committee for Truck and Tractor Day as he will not be available that day. Mr. Pullman will take his place on the sub-committee.

#### NEW BUSINESS

Chair Martin Pullman asked what was on the schedule for next meeting; Joanna LaVergne stated that we are scheduled to have someone from Courts come and speak about the Courts role in Public Safety.

#### REPORTS FROM BOARD MEMBERS & STAFF

Members discussed their Neighborhood Associations, as applicable. Joanna LaVergne will update the NA list accordingly.

#### ADJOURNMENT

Mark Peila motioned to adjourn the meeting; all ayes. Meeting adjourned at 6:36 p.m.

Public Safety Advisory Committee:

Attest:

---

Martin Pullman, Chair

---

Joanna LaVergne, Secretary

# LAKEWOOD POLICE QUARTERLY STATS

---

*1<sup>st</sup> Quarter 2023*

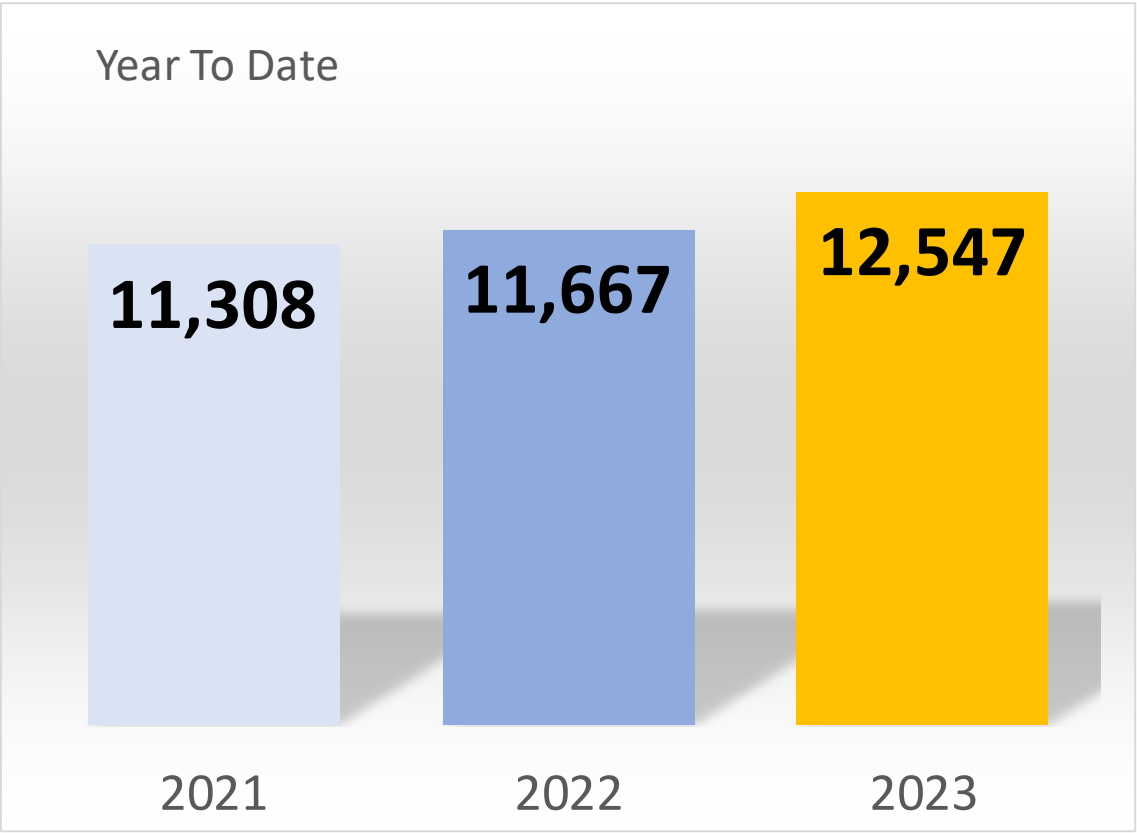
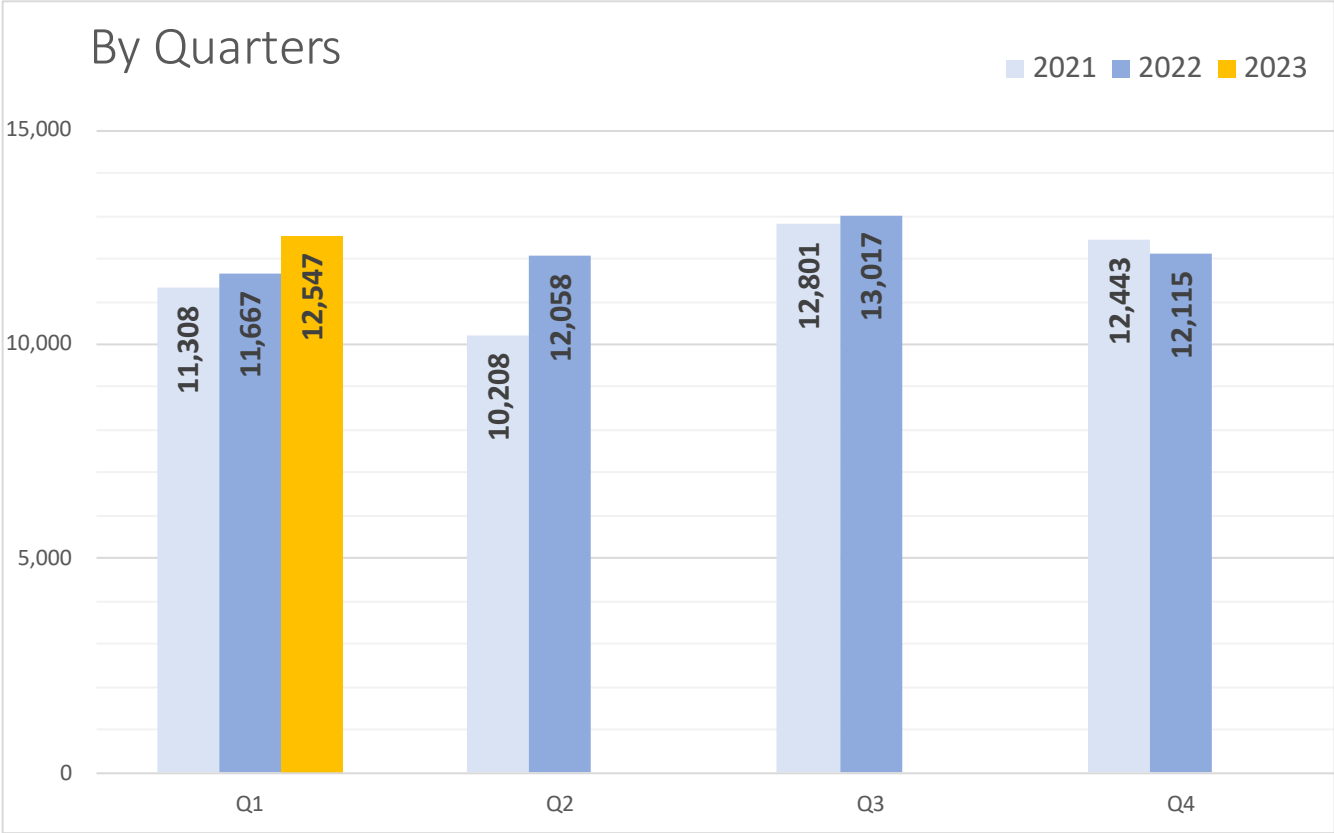


# Calls for Service



\*Calls for Service include resident calls for service in Lakewood’s jurisdiction & self-initiated activity by officers. Canceled calls are not included.

	4th Quarter 2022	1st Quarter 2023	% Change	1st Quarter 2022	1st Quarter 2023	% Change	Year to Date 2022	Year to Date 2023	% Change
Calls for Service	12,115	12,547	3.6%	11,667	12,547	7.5%	11,667	12,547	7.5%



# Arrests

\*Arrests are counted by the highest charge for an individual under the same case number. Example: an individual arrested on multiple charges (Felony, Misdemeanor and Warrant) under the same case number will only be counted as a Felony arrest.

	4th Quarter 2022	1st Quarter 2023	% Change	1st Quarter 2022	1st Quarter 2023	% Change	Year to Date 2022	Year to Date 2023	% Change
Felony	109	116	6.4%	92	116	26.1%	92	116	26.1%
Gross Misdemeanor	6	10	66.7%	2	10	400.0%	2	10	400.0%
Misdemeanor	195	182	-6.7%	163	182	11.7%	163	182	11.7%
Warrants	84	92	9.5%	105	92	-12.4%	105	92	-12.4%
<b>Total</b>	<b>394</b>	<b>400</b>	<b>1.5%</b>	<b>362</b>	<b>400</b>	<b>10.5%</b>	<b>362</b>	<b>400</b>	<b>10.5%</b>

## ARREST TOTALS

### Previous Quarter

394

Q 4 2022

400

Q 1 2023

### Q1 Comparisons

370

2021

362

2022

400

2023

### Year To Date Comparison

370

2021

362

2022

400

2023

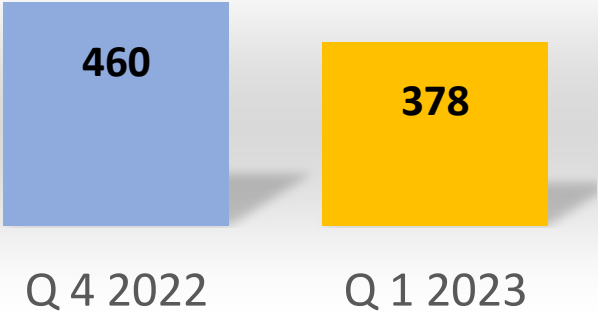
# Crimes Against PERSONS



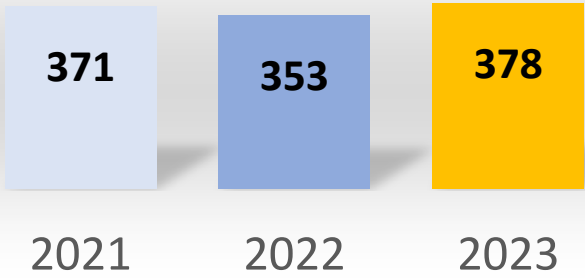
	4th Quarter 2022	1st Quarter 2023	% Change	1st Quarter 2022	1st Quarter 2023	% Change	Year to Date 2022	Year to Date 2023	% Change
Aggravated Assault	146	90	-38.4%	98	90	-8.2%	98	90	-8.2%
Simple Assault	255	223	-12.5%	204	223	9.3%	204	223	9.3%
Homicide	1	1	0.0%	1	1	0.0%	1	1	0.0%
Robbery	39	25	-35.9%	28	25	-10.7%	28	25	-10.7%
Sex (Forcible & Non-Forcible)	19	39	105.3%	22	39	77.3%	22	39	77.3%
Total	460	378	-17.8%	353	378	7.1%	353	378	7.1%

## PERSON TOTALS


Previous Quarter



Q1 Comparisons



Year To Date Comparison





# Crimes Against PROPERTY



	4th Quarter 2022	1st Quarter 2023	% Change	1st Quarter 2022	1st Quarter 2023	% Change	Year to Date 2022	Year to Date 2023	% Change
Burglary	96	109	13.5%	174	109	-37.4%	174	109	-37.4%
Fraud (Counterfeit & Embezzlement)	71	65	-8.5%	59	65	10.2%	59	65	10.2%
Larceny	438	372	-15.1%	483	372	-23.0%	483	372	-23.0%
Motor Vehicle Theft	297	345	16.2%	307	345	12.4%	307	345	12.4%
Stolen Property	46	42	-8.7%	68	42	-38.2%	68	42	-38.2%
Vandalism	281	279	-0.7%	347	279	-19.6%	347	279	-19.6%
Weapon Laws Violations	34	34	0.0%	30	34	13.3%	30	34	13.3%
Total	1,263	1,246	-1.3%	1,468	1,246	-15.1%	1,468	1,246	-15.1%

## PROPERTY TOTALS

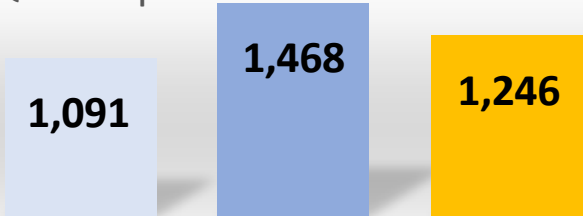
Previous Quarter



Q 4 2022

Q 1 2023

Q1 Comparisons




2021

2022

2023

Year To Date Comparison



2021

2022

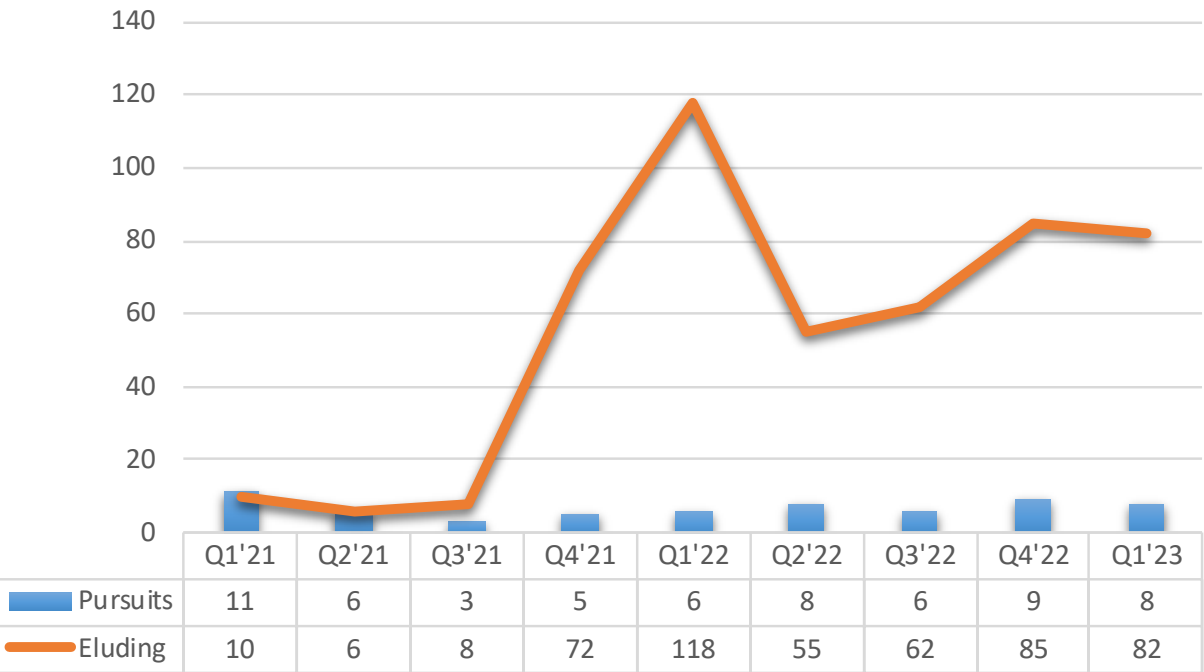
2023

# Pursuits & Eluding

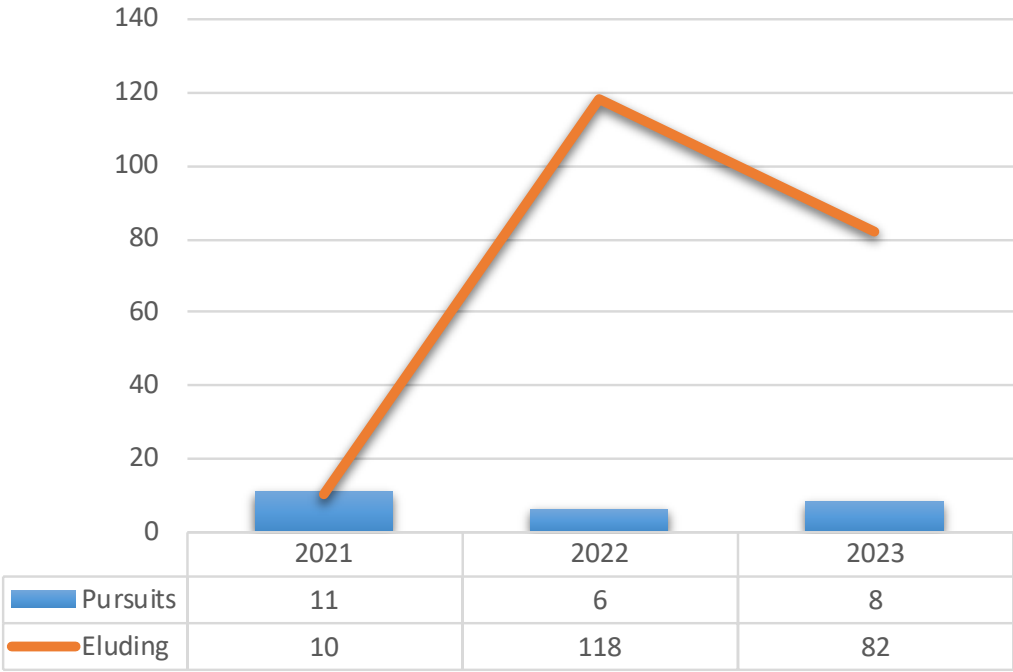


	4th Quarter 2022	1st Quarter 2023	% Change	1st Quarter 2022	1st Quarter 2023	% Change	Year to Date 2022	Year to Date 2023	% Change
Eluding	62	82	32.3%	118	82	-30.5%	118	82	-30.5%
Pursuits	9	8	-11.1%	6	8	33.3%	6	8	33.3%

Three Year Trend by Quarter



Year to Date Comparison

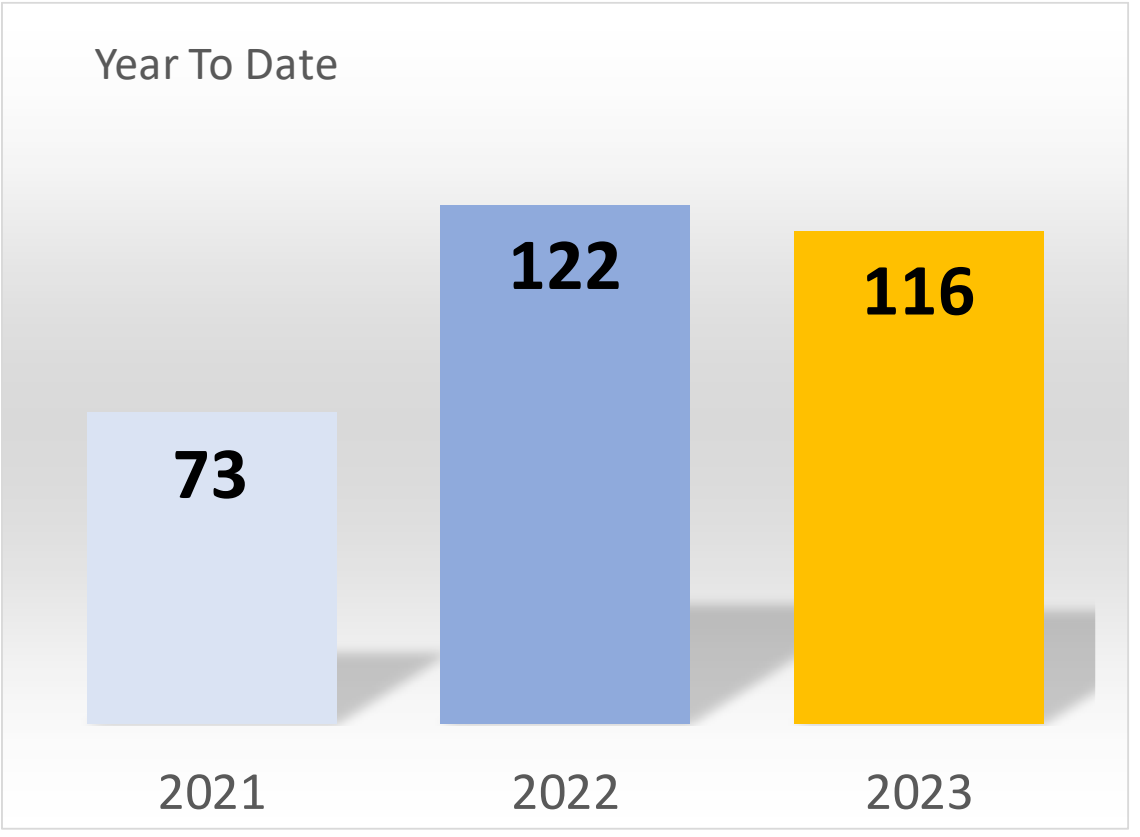
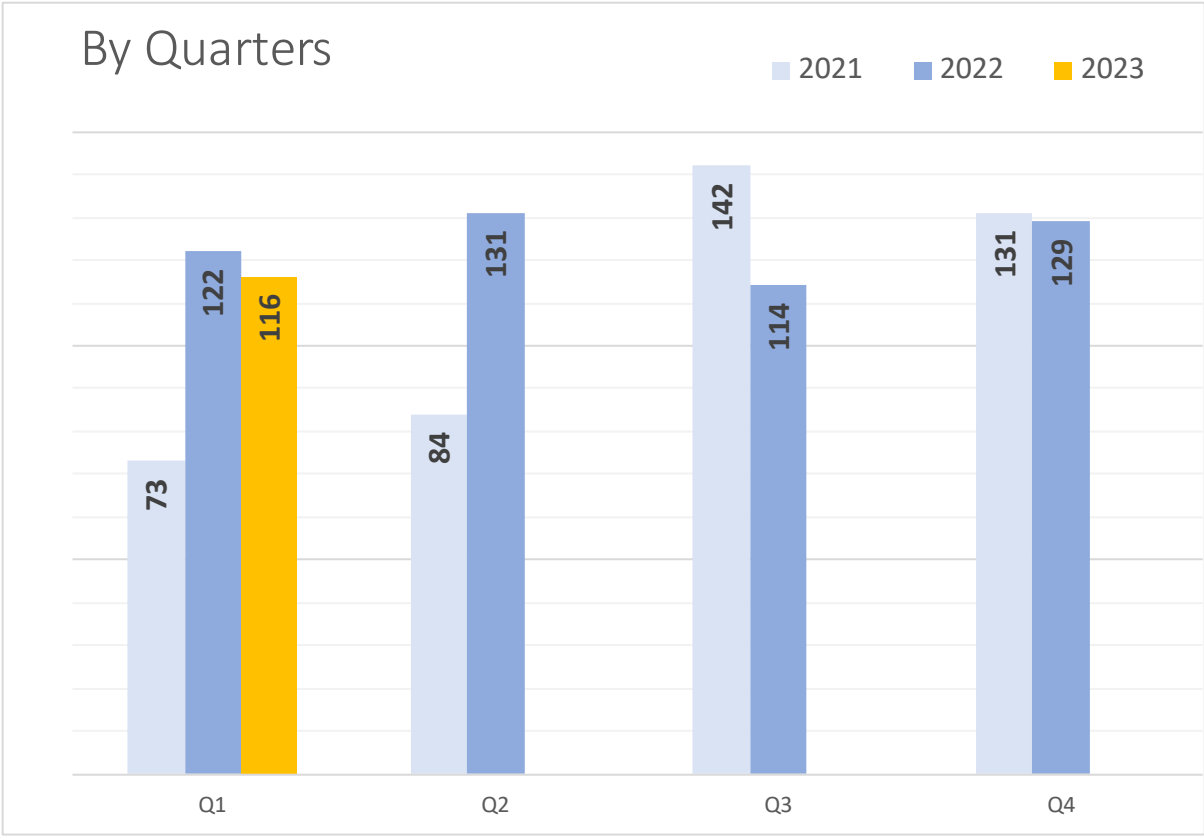


# Shots Fired



\*Numbers include Calls for Service within Lakewood with a call type of SHOOT, SHOTS, or SHOTSD.

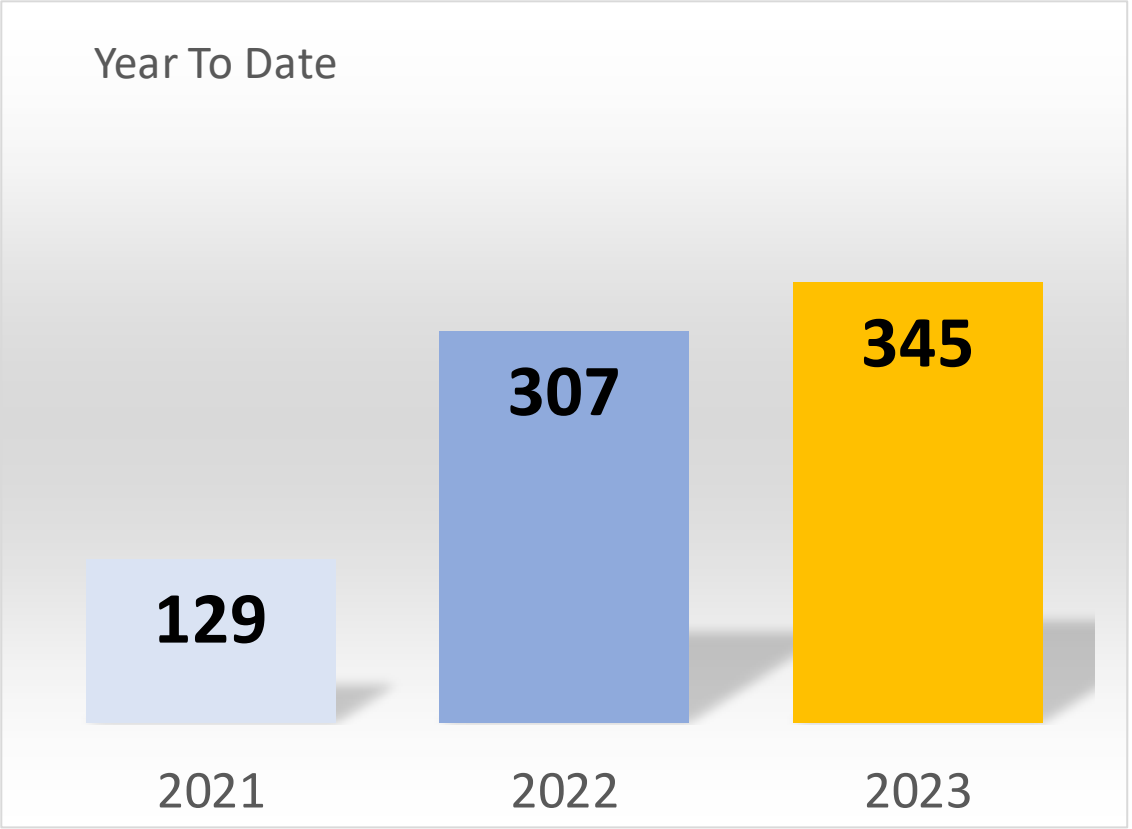
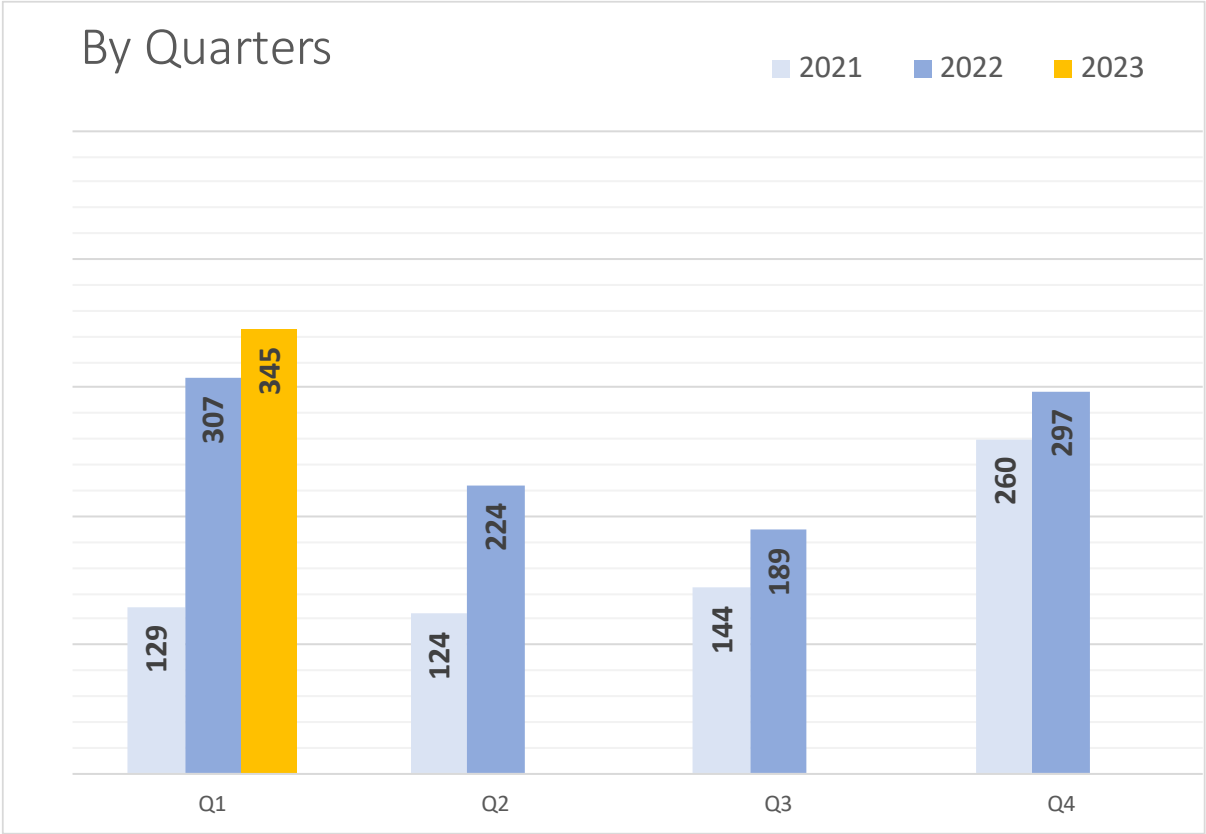
	4th Quarter 2022	1st Quarter 2023	% Change	1st Quarter 2022	1st Quarter 2023	% Change	Year to Date 2022	Year to Date 2023	% Change
Shots Fired	129	116	-10.1%	122	116	-4.9%	122	116	-4.9%



# Motor Vehicle Thefts



	4th Quarter 2022	1st Quarter 2023	% Change	1st Quarter 2022	1st Quarter 2023	% Change	Year to Date 2022	Year to Date 2023	% Change
Motor Vehicle Thefts	297	345	16.2%	307	345	12.4%	307	345	12.4%

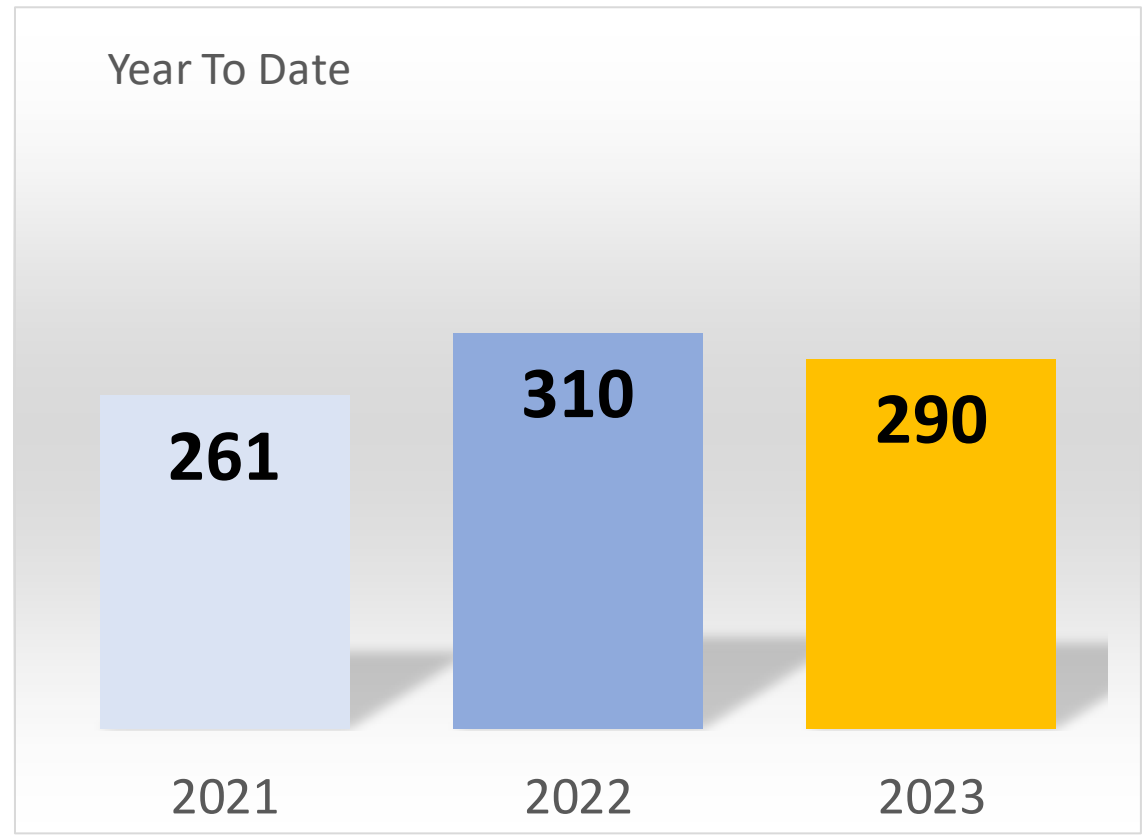
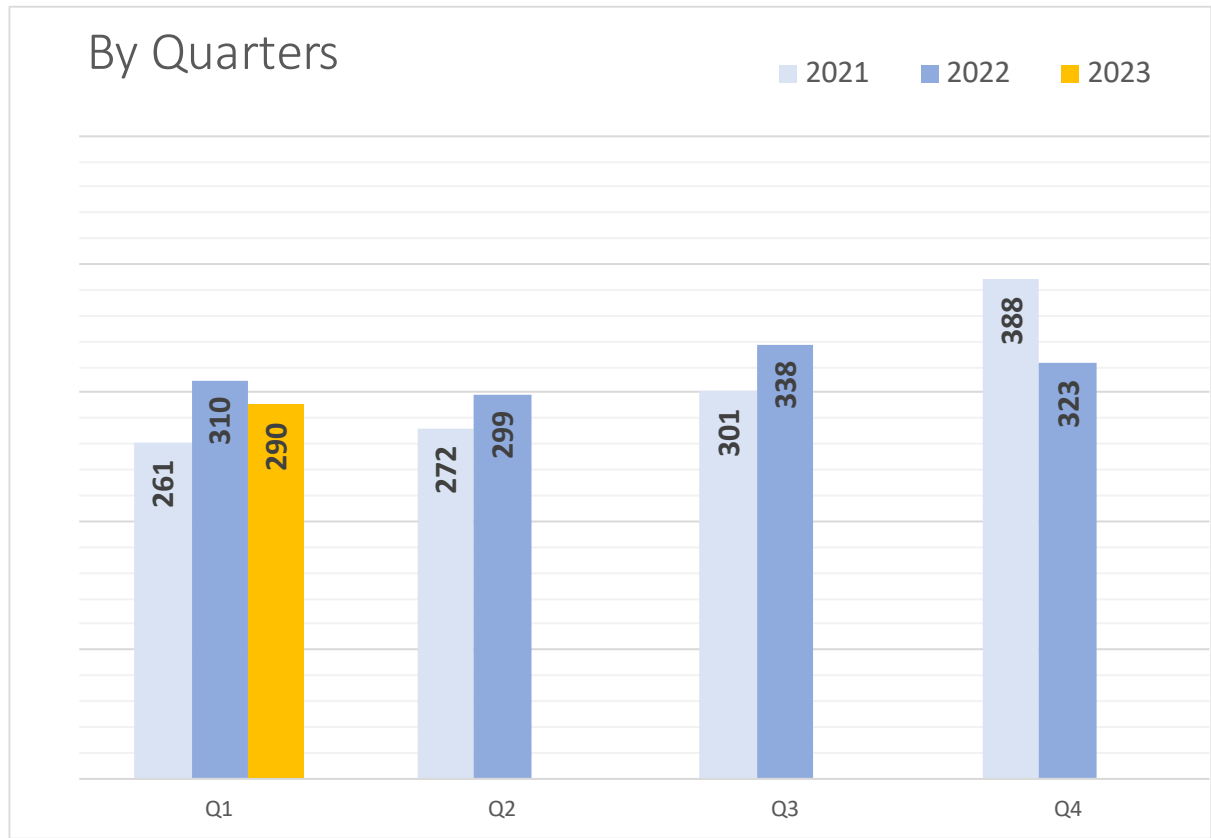


# Collisions



\*Reports taken by Lakewood PD for Collisions.

	4th Quarter 2022	1st Quarter 2023	% Change	1st Quarter 2022	1st Quarter 2023	% Change	Year to Date 2022	Year to Date 2023	% Change
Collision Reports	323	290	-10.2%	310	290	-6.5%	310	290	-6.5%



# Summary of Crimes



	4th Quarter 2022	1st Quarter 2023	% Change	1st Quarter 2022	1st Quarter 2023	% Change	Year to Date 2022	Year to Date 2023	% Change
Calls for Service	12,115	12,547	3.6%	11,667	12,547	7.5%	11,667	12,547	7.5%
Arrests									
Felony	109	116	6.4%	92	116	26.1%	92	116	26.1%
Gross Misdemeanor	6	10	66.7%	2	10	400.0%	2	10	400.0%
Misdemeanor	195	182	-6.7%	163	182	11.7%	163	182	11.7%
Warrants	84	92	9.5%	105	92	-12.4%	105	92	-12.4%
<b>Total</b>	<b>394</b>	<b>400</b>	<b>1.5%</b>	<b>362</b>	<b>400</b>	<b>10.5%</b>	<b>362</b>	<b>400</b>	<b>10.5%</b>
Person Crimes									
Aggravated Assault	146	90	-38.4%	98	90	-8.2%	98	90	-8.2%
Simple Assault	255	223	-12.5%	204	223	9.3%	204	223	9.3%
Homicide	1	1	0.0%	1	1	0.0%	1	1	0.0%
Robbery	39	25	-35.9%	28	25	-10.7%	28	25	-10.7%
Sex (Forcible & Non-Forcible)	19	39	105.3%	22	39	77.3%	22	39	77.3%
<b>Total</b>	<b>460</b>	<b>378</b>	<b>-17.8%</b>	<b>353</b>	<b>378</b>	<b>7.1%</b>	<b>353</b>	<b>378</b>	<b>7.1%</b>
Property Crimes									
Burglary	96	109	13.5%	174	109	-37.4%	174	109	-37.4%
Fraud (Counterfeit & Embezzlement)	71	65	-8.5%	59	65	10.2%	59	65	10.2%
Larceny	438	372	-15.1%	483	372	-23.0%	483	372	-23.0%
Motor Vehicle Theft	297	345	16.2%	307	345	12.4%	307	345	12.4%
Stolen Property	46	42	-8.7%	68	42	-38.2%	68	42	-38.2%
Vandalism	281	279	-0.7%	347	279	-19.6%	347	279	-19.6%
Weapon Laws Violations	34	34	0.0%	30	34	13.3%	30	34	13.3%
<b>Total</b>	<b>1,263</b>	<b>1,246</b>	<b>-1.3%</b>	<b>1,468</b>	<b>1,246</b>	<b>-15.1%</b>	<b>1,468</b>	<b>1,246</b>	<b>-15.1%</b>
Other Crimes Of Interest									
Shots Fired	129	116	-10.1%	122	116	-4.9%	122	116	-4.9%
Eluding	62	82	32.3%	118	82	-30.5%	118	82	-30.5%
Pursuits	9	8	-11.1%	6	8	33.3%	6	8	33.3%
Collision Reports	323	290	-10.2%	310	290	-6.5%	310	290	-6.5%

# LAKEWOOD POLICE QUARTERLY STATS

---

*2<sup>nd</sup> Quarter 2023*

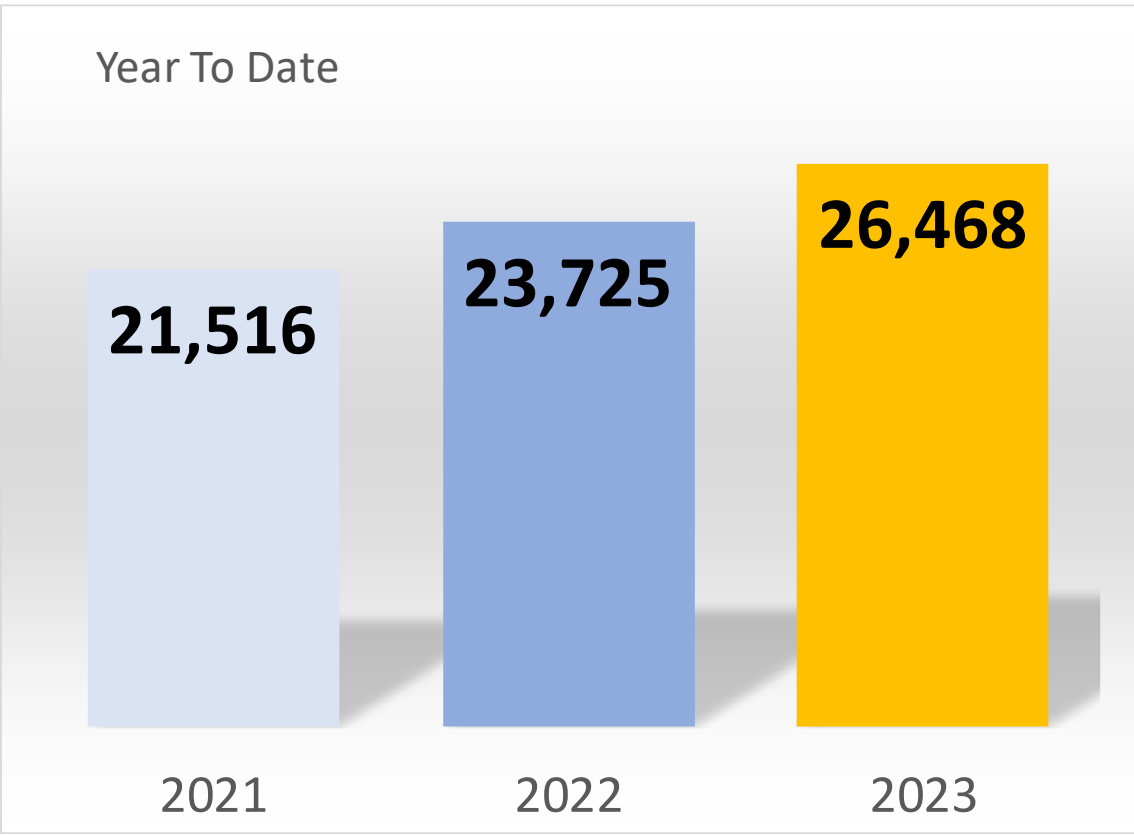
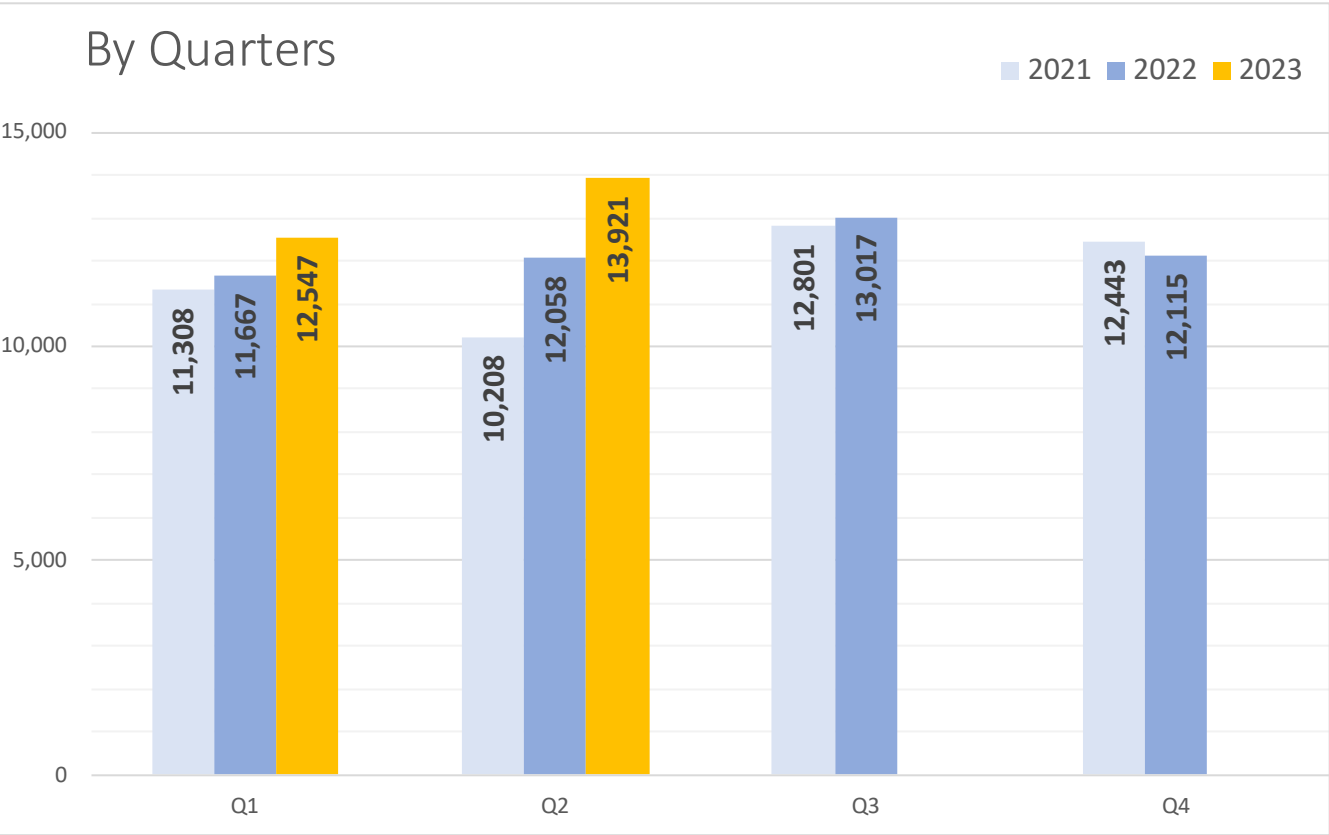


# Calls for Service



\*Calls for Service include resident calls for service in Lakewood’s jurisdiction & self-initiated activity by officers.

	1st Quarter 2023	2nd Quarter 2023	% Change	2nd Quarter 2022	2nd Quarter 2023	% Change	Year to Date 2022	Year to Date 2023	% Change
Calls for Service	12,547	13,921	11.0%	12,058	13,921	15.5%	23,725	26,468	11.6%





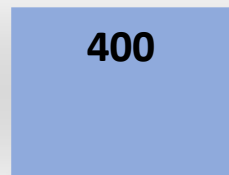
# Arrests

\*Arrests are counted by the highest charge for an individual under the same case number. Example: an individual arrested on multiple charges (Felony, Misdemeanor and Warrant) under the same case number will only be counted as a Felony arrest.

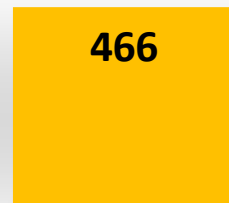
	1st Quarter 2023	2nd Quarter 2023	% Change	2nd Quarter 2022	2nd Quarter 2023	% Change	Year to Date 2022	Year to Date 2023	% Change
Felony	116	155	33.6%	75	155	106.7%	167	271	62.3%
Gross Misdemeanor	10	5	-50.0%	0	5	N/A	2	15	650.0%
Misdemeanor	182	179	-1.6%	168	179	6.5%	331	361	9.1%
Warrants	92	127	38.0%	97	127	30.9%	202	219	8.4%
<b>Total</b>	<b>400</b>	<b>466</b>	<b>16.5%</b>	<b>340</b>	<b>466</b>	<b>37.1%</b>	<b>702</b>	<b>866</b>	<b>23.4%</b>

## ARREST TOTALS

### Previous Quarter

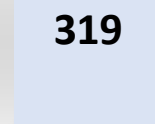


Q 1 2023

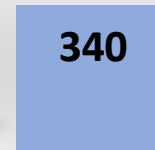


Q 2 2023

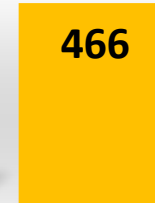
### Q2 Comparisons



2021




2022




2023


### Year To Date Comparison



2021



2022



2023


# Crimes Against PERSONS



	1st Quarter 2023	2nd Quarter 2023	% Change	2nd Quarter 2022	2nd Quarter 2023	% Change	Year to Date 2022	Year to Date 2023	% Change
Aggravated Assault	90	113	25.6%	119	113	-5.0%	217	203	-6.5%
Simple Assault	223	256	14.8%	268	256	-4.5%	472	479	1.5%
Homicide	1	3	200.0%	1	3	200.0%	2	4	100.0%
Robbery	25	18	-28.0%	21	18	-14.3%	49	43	-12.2%
Sex (Forcible & Non-Forcible)	39	24	-38.5%	22	24	9.1%	44	63	43.2%
Total	378	414	9.5%	431	414	-3.9%	784	792	1.0%

## PERSON TOTALS

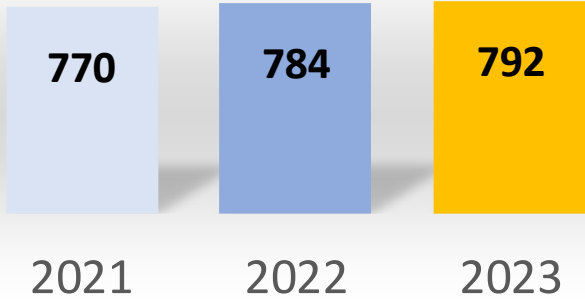
Previous Quarter



Q2 Comparisons



Year To Date Comparison




# Crimes Against PROPERTY & SOCIETY

	1st Quarter 2023	2nd Quarter 2023	% Change	2nd Quarter 2022	2nd Quarter 2023	% Change	Year to Date 2022	Year to Date 2023	% Change
Burglary	109	105	-3.7%	130	105	-19.2%	304	214	-29.6%
Fraud (Counterfeit & Embezzlement)	65	45	-30.8%	70	45	-35.7%	129	110	-14.7%
Larceny	372	380	2.2%	489	380	-22.3%	972	752	-22.6%
Motor Vehicle Theft	345	312	-9.6%	224	312	39.3%	531	657	23.7%
Stolen Property	42	49	16.7%	47	49	4.3%	115	91	-20.9%
Vandalism	279	316	13.3%	315	316	0.3%	662	595	-10.1%
Weapon Laws Violations	34	32	-5.9%	31	32	3.2%	61	66	8.2%
Total	1,246	1,239	-0.6%	1,306	1,239	-5.1%	2,774	2,485	-10.4%

## PROPERTY TOTALS

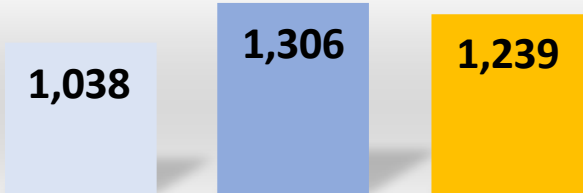
Previous Quarter



Q 1 2023

Q 2 2023

Q2 Comparisnons



2021

2022

2023

Year To Date Comparison



2021

2022

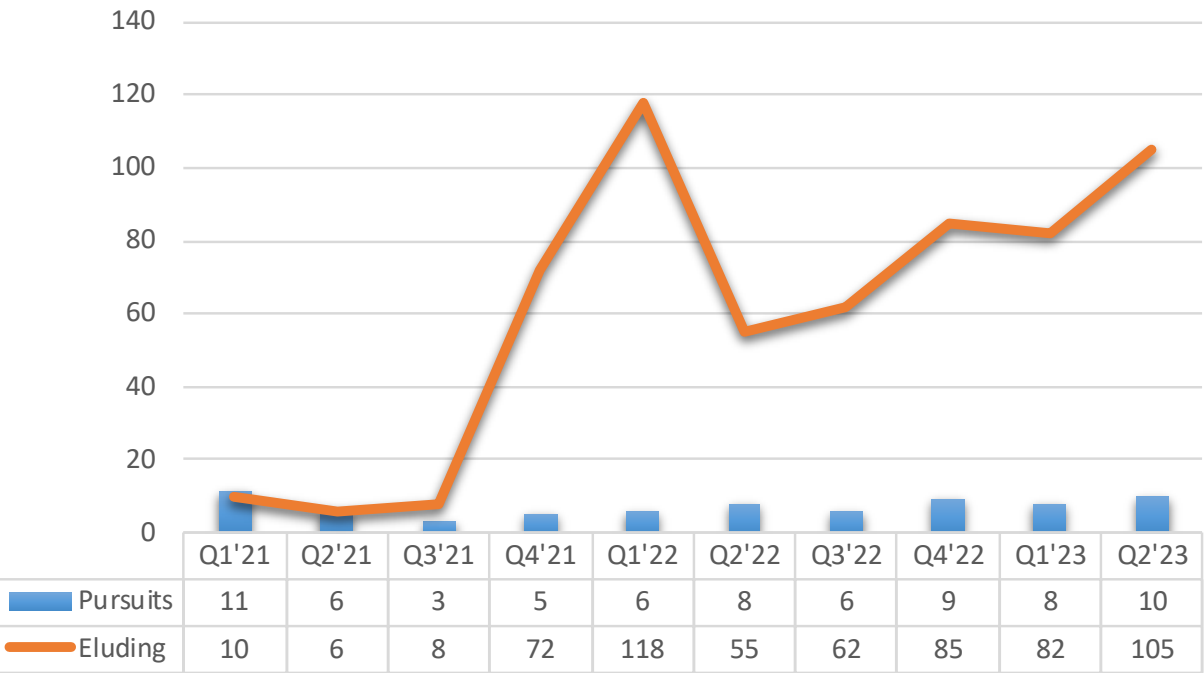
2023

# Pursuits & Eluding

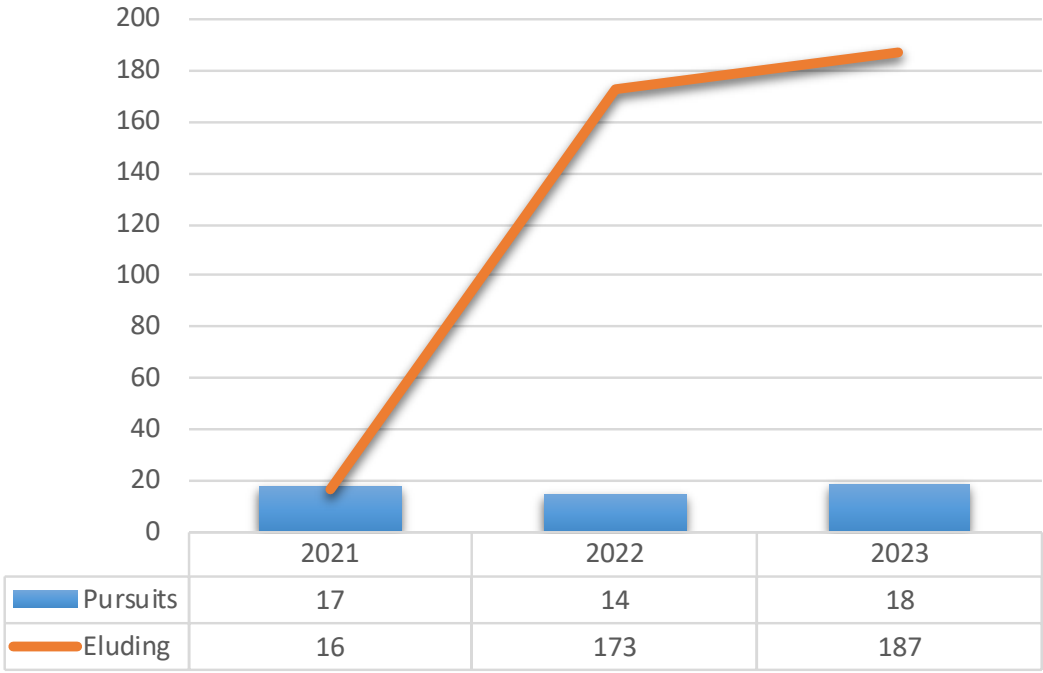


	1st Quarter 2023	2nd Quarter 2023	% Change	2nd Quarter 2022	2nd Quarter 2023	% Change	Year to Date 2022	Year to Date 2023	% Change
Pursuits	8	10	25.0%	8	10	25.0%	14	18	28.6%
Eluding	82	105	28.0%	55	105	90.9%	173	187	8.1%

Three Year Trend by Quarter



Year to Date Comparison

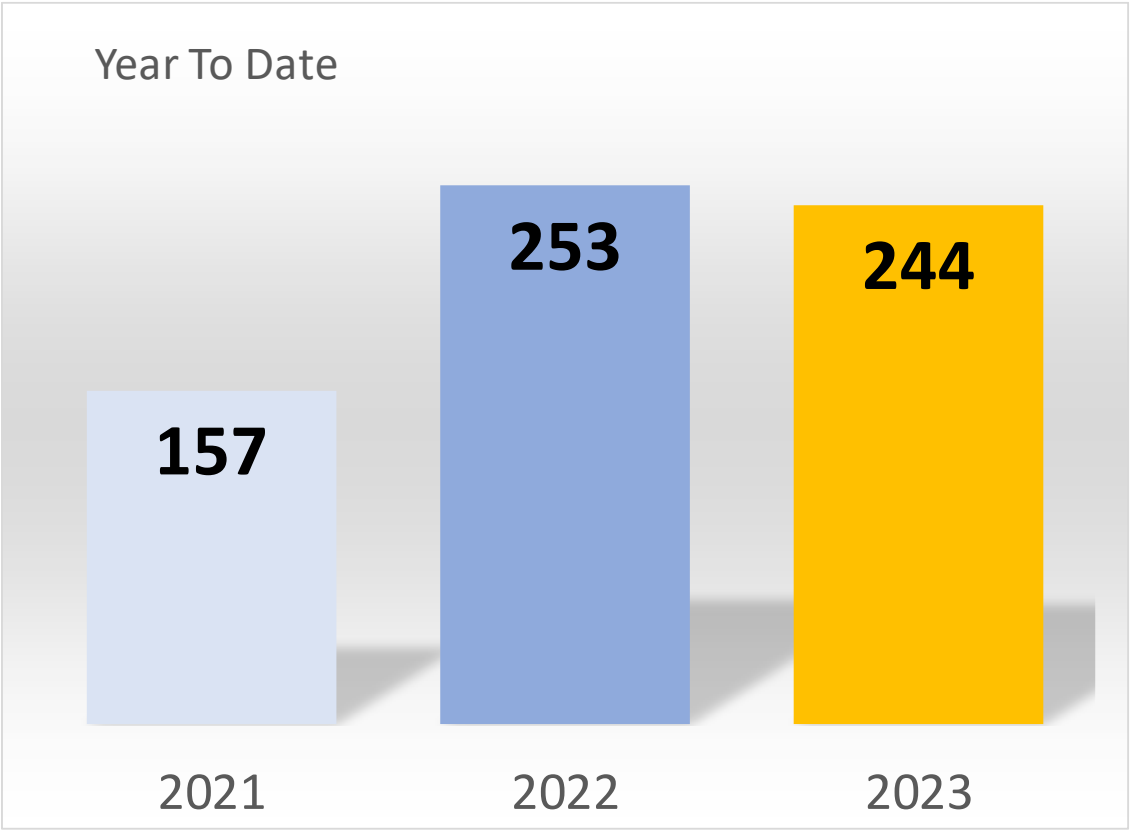
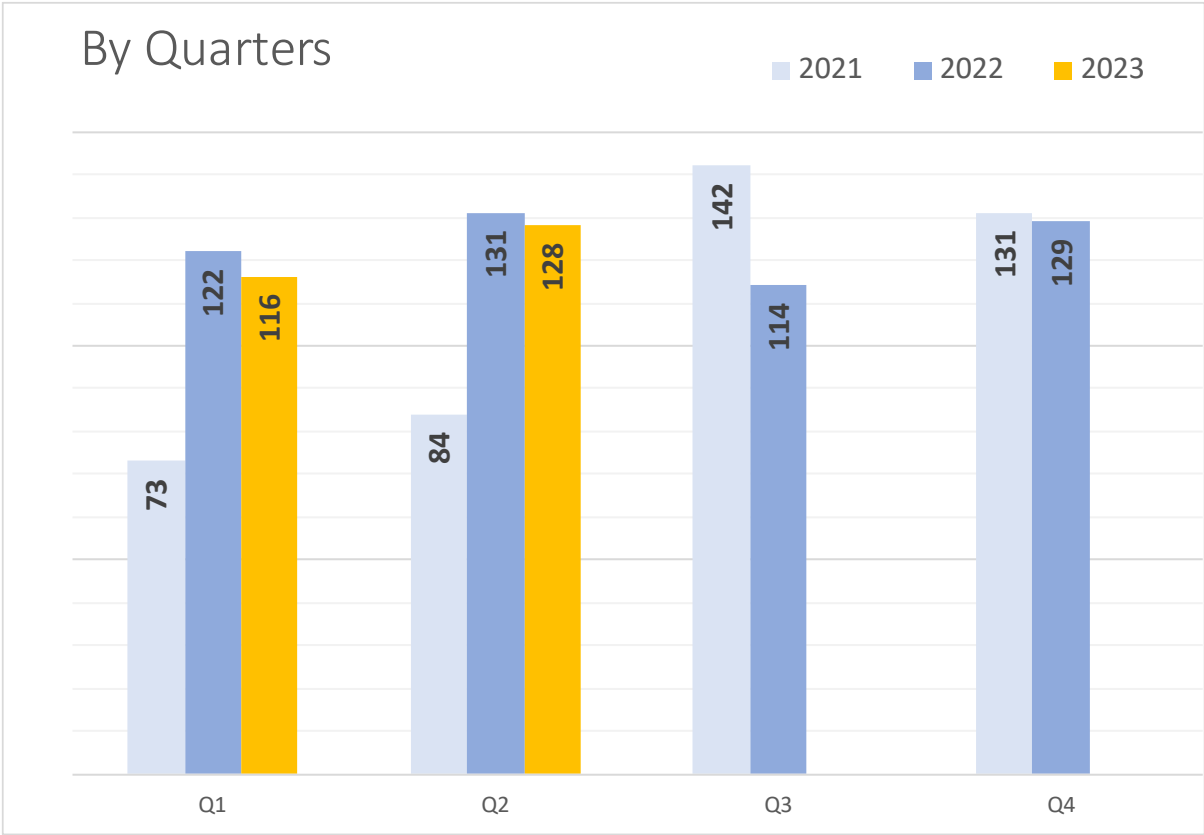


# Shots Fired



\*Numbers include Calls for Service within Lakewood with a call type of SHOOT, SHOTS, or SHOTSD.

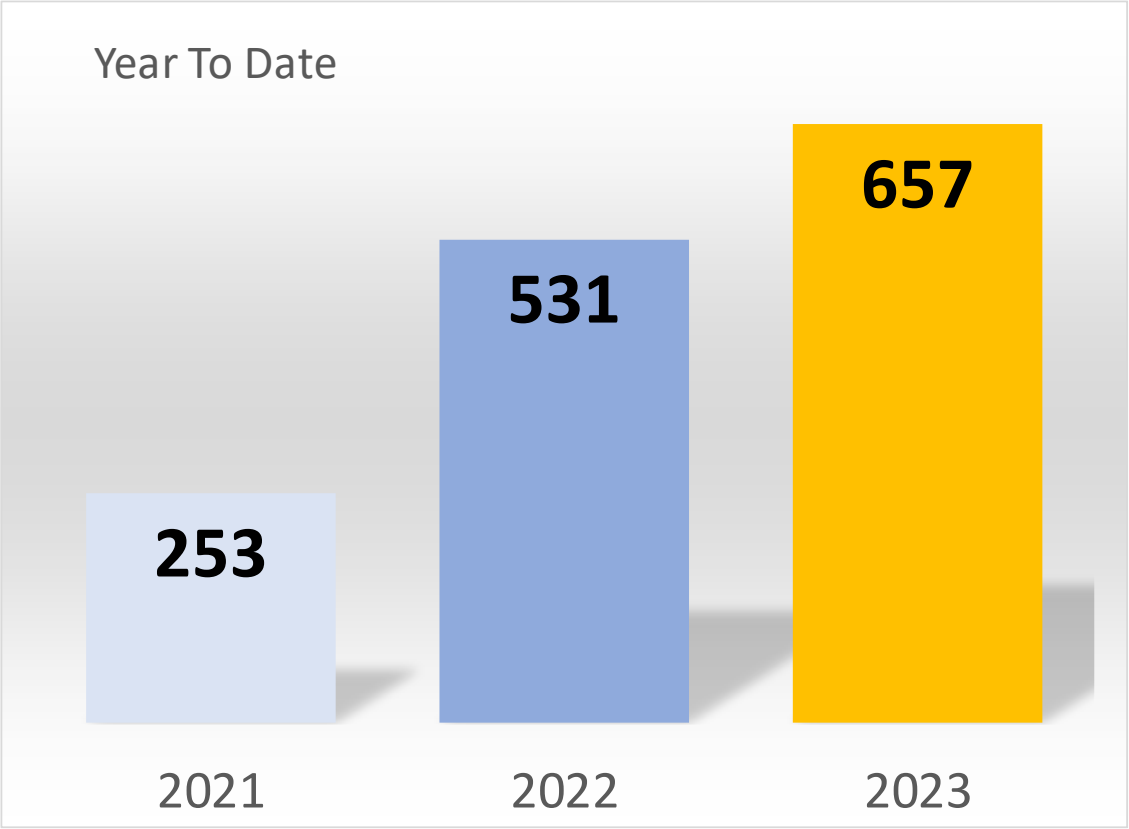
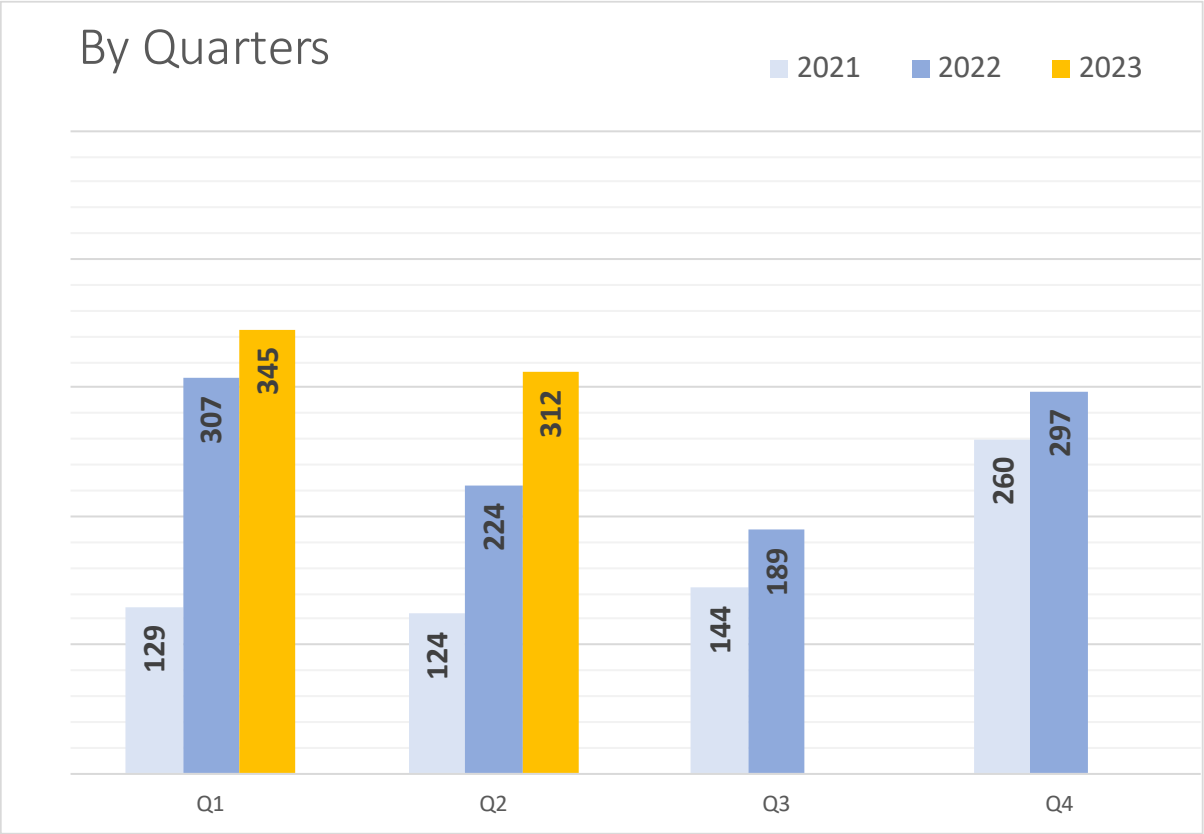
	1st Quarter 2023	2nd Quarter 2023	% Change	2nd Quarter 2022	2nd Quarter 2023	% Change	Year to Date 2022	Year to Date 2023	% Change
Shots Fired	116	128	10.3%	131	128	-2.3%	253	244	-3.6%



# Motor Vehicle Thefts



	1st Quarter 2023	2nd Quarter 2023	% Change	2nd Quarter 2022	2nd Quarter 2023	% Change	Year to Date 2022	Year to Date 2023	% Change
Motor Vehicle Thefts	345	312	-9.6%	224	312	39.3%	531	657	23.7%

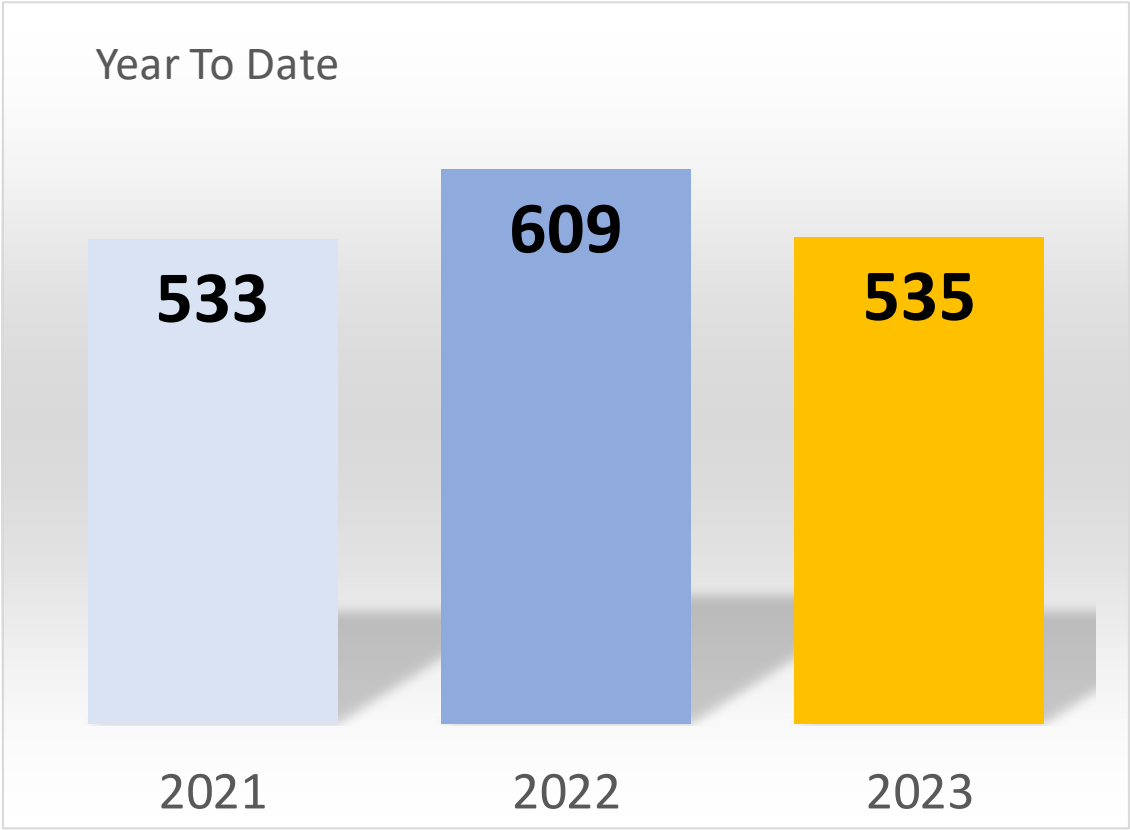
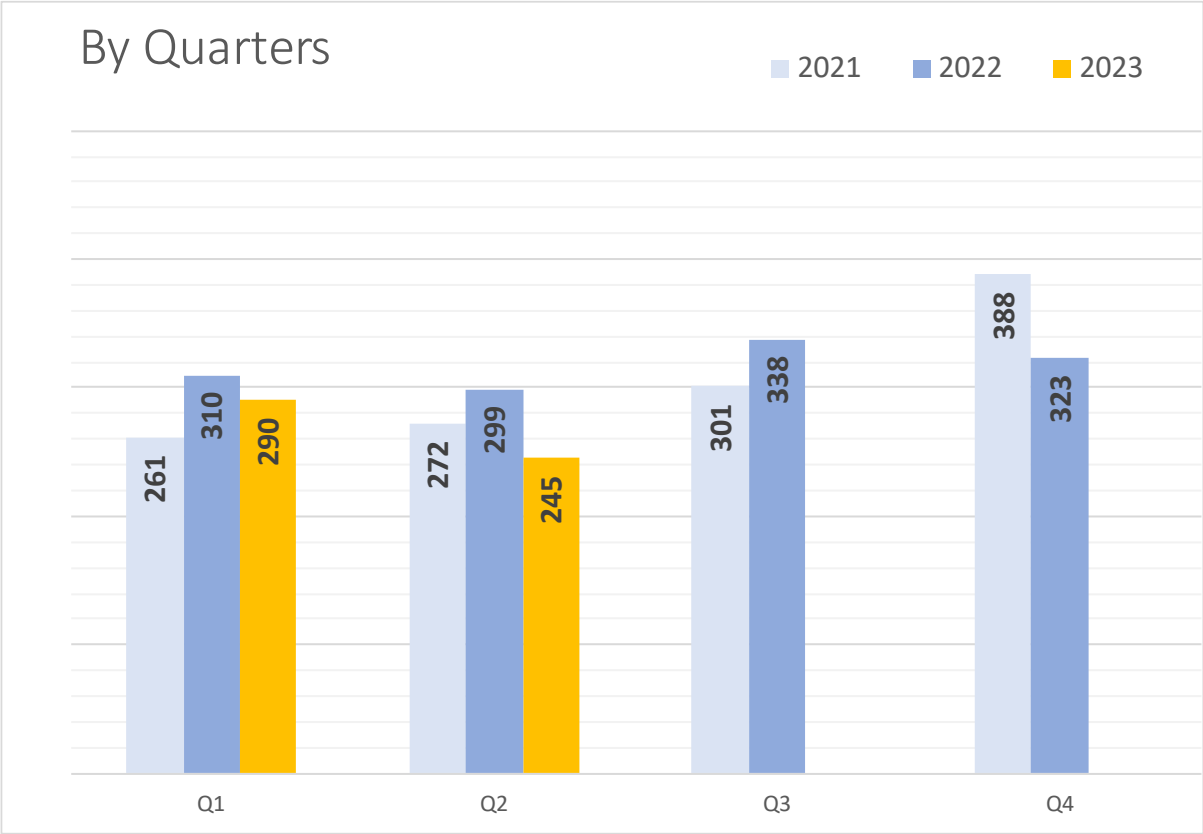


# Collisions



\*Reports taken by Lakewood PD for Collisions.

	1st Quarter 2023	2nd Quarter 2023	% Change	2nd Quarter 2022	2nd Quarter 2023	% Change	Year to Date 2022	Year to Date 2023	% Change
Collision Reports	290	245	-15.5%	299	245	-18.1%	609	535	-12.2%



# Summary of Crimes



	1st Quarter 2023	2nd Quarter 2023	% Change	2nd Quarter 2022	2nd Quarter 2023	% Change	Year to Date 2022	Year to Date 2023	% Change
Calls for Service	12,547	<b>13,921</b>	11.0%	12,058	<b>13,921</b>	15.5%	23,725	<b>26,468</b>	11.6%
Arrests									
Felony	116	<b>155</b>	33.6%	75	<b>155</b>	106.7%	167	<b>271</b>	62.3%
Gross Misdemeanor	10	<b>5</b>	-50.0%	0	<b>5</b>	N/A	2	<b>15</b>	650.0%
Misdemeanor	182	<b>179</b>	-1.6%	168	<b>179</b>	6.5%	331	<b>361</b>	9.1%
Warrants	92	<b>127</b>	38.0%	97	<b>127</b>	30.9%	202	<b>219</b>	8.4%
<b>Total</b>	400	<b>466</b>	16.5%	340	<b>466</b>	37.1%	702	<b>866</b>	23.4%
Person Crimes									
Aggravated Assault	90	<b>113</b>	25.6%	119	<b>113</b>	-5.0%	217	<b>203</b>	-6.5%
Simple Assault	223	<b>256</b>	14.8%	268	<b>256</b>	-4.5%	472	<b>479</b>	1.5%
Homicide	1	<b>3</b>	200.0%	1	<b>3</b>	200.0%	2	<b>4</b>	100.0%
Robbery	25	<b>18</b>	-28.0%	21	<b>18</b>	-14.3%	49	<b>43</b>	-12.2%
Sex (Forcible & Non-Forcible)	39	<b>24</b>	-38.5%	22	<b>24</b>	9.1%	44	<b>63</b>	43.2%
<b>Total</b>	378	<b>414</b>	9.5%	431	<b>414</b>	-3.9%	784	<b>792</b>	1.0%
Property & Society Crimes									
Burglary	109	<b>105</b>	-3.7%	130	<b>105</b>	-19.2%	304	<b>214</b>	-29.6%
Fraud (Counterfeit & Embezzlement)	65	<b>45</b>	-30.8%	70	<b>45</b>	-35.7%	129	<b>110</b>	-14.7%
Larceny	372	<b>380</b>	2.2%	489	<b>380</b>	-22.3%	972	<b>752</b>	-22.6%
Motor Vehicle Theft	345	<b>312</b>	-9.6%	224	<b>312</b>	39.3%	531	<b>657</b>	23.7%
Stolen Property	42	<b>49</b>	16.7%	47	<b>49</b>	4.3%	115	<b>91</b>	-20.9%
Vandalism	279	<b>316</b>	13.3%	315	<b>316</b>	0.3%	662	<b>595</b>	-10.1%
Weapon Laws Violations	34	<b>32</b>	-5.9%	31	<b>32</b>	3.2%	61	<b>66</b>	8.2%
<b>Total</b>	1246	<b>1239</b>	-0.6%	1306	<b>1239</b>	-5.1%	2774	<b>2485</b>	-10.4%
Other Crimes Of Interest									
Shots Fired	116	<b>128</b>	10.3%	131	<b>128</b>	-2.3%	253	<b>244</b>	-3.6%
Pursuits	8	<b>10</b>	25.0%	8	<b>10</b>	25.0%	14	<b>18</b>	28.6%
Eluding	82	<b>105</b>	28.0%	55	<b>105</b>	90.9%	173	<b>187</b>	8.1%
Collision Reports	290	<b>245</b>	-15.5%	299	<b>245</b>	-18.1%	609	<b>535</b>	-12.2%



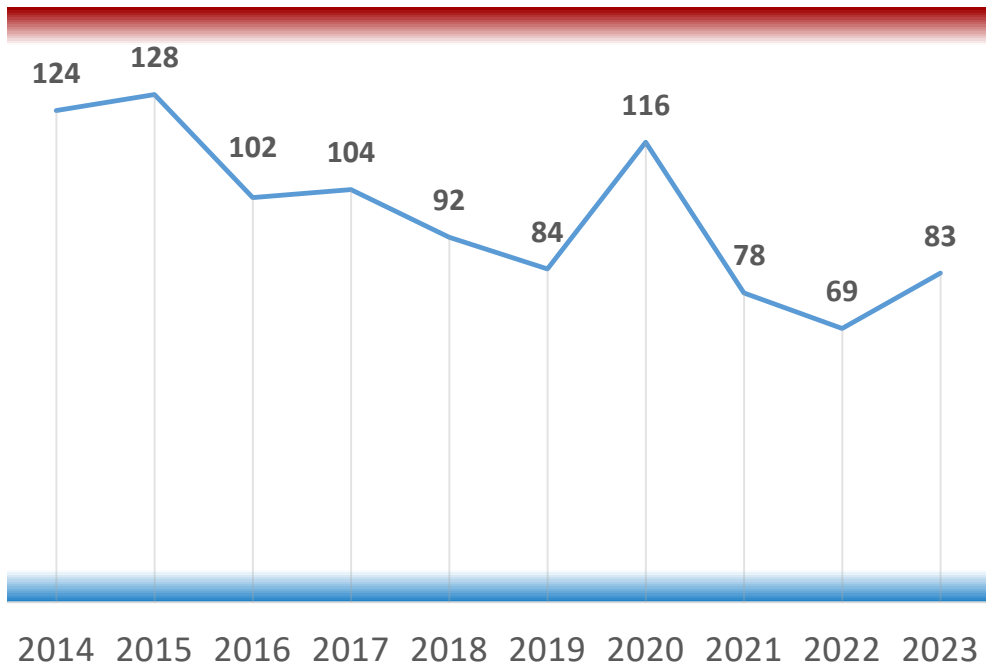
# Lakewood Firework Analysis

## 2014 - 2023

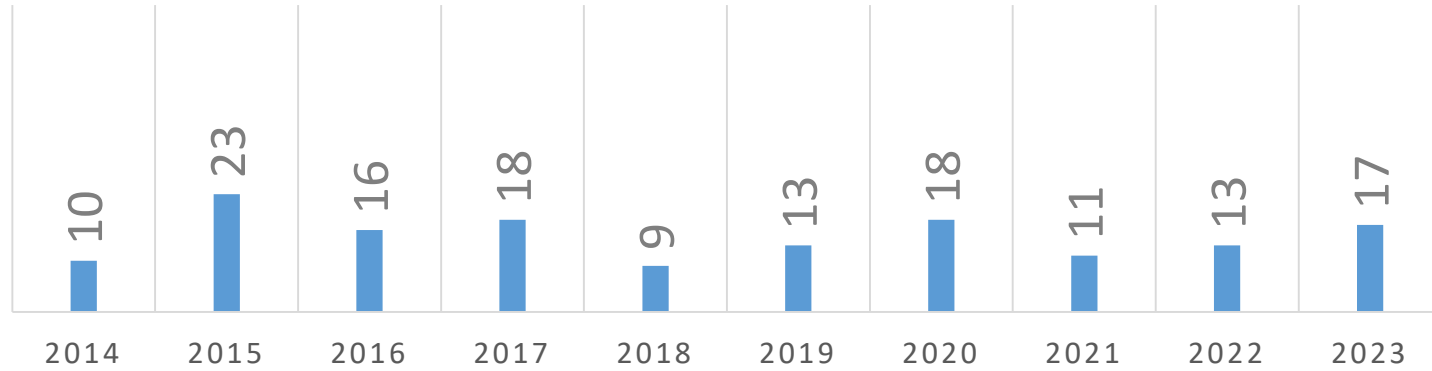
	Calls for Service (CFS)			Shots Fired CFS	Fireworks CFS By Day				Firework CFS Dispositions July 3-5							
Year	July 3rd	July 4th	July 5th	July 3-5	July 1-6	July 3rd	July 4th	July 5th	Citations	Patrol Checks	Verbal	Unfounded	Cancelled	GOA	Solved On Arrival	All Car Broadcast
2014	240	224	206	10	124	10	36	28	0	1	2	5	17	18	52	0
2015	194	234	206	4	128	23	45	27	0	2	1	6	65	20	33	0
2016	164	190	224	5	102	16	34	25	0	4	0	0	26	1	3	0
2017	206	221	192	1	104	18	41	12	0	1	0	0	92	4	6	0
2018	196	225	221	1	92	9	44	23	0	4	4	1	63	4	14	0
2019	201	226	196	5	84	13	45	11	0	0	1	1	57	3	5	0
2020	171	212	165	4	116	18	42	30	0	1	0	0	71	0	6	9
2021	187	193	152	3	78	11	25	15	0	6	0	0	3	0	19	22
2022	138	165	196	6	69	13	30	14	0	10	0	1	0	4	8	33
2023	223	288	260	4	83	17	27	14	0	0	0	0	0	0	3	9

# ***Firework Calls for Service***

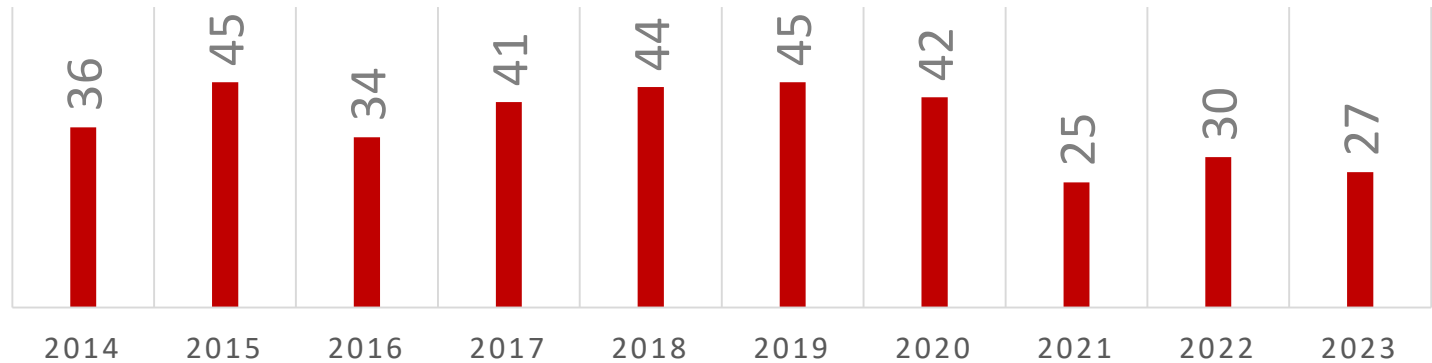
July 1st - 6th



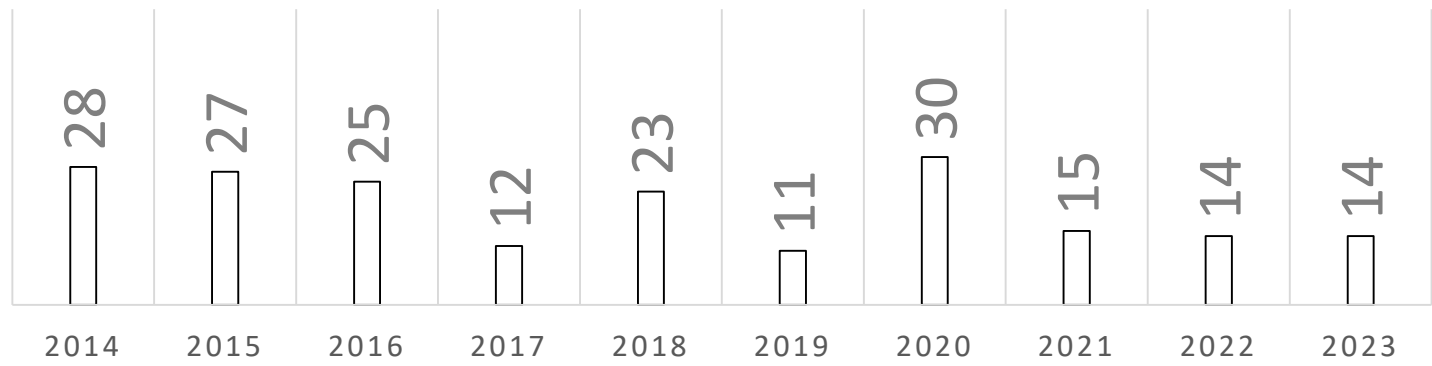
JULY 3RD



JULY 4TH

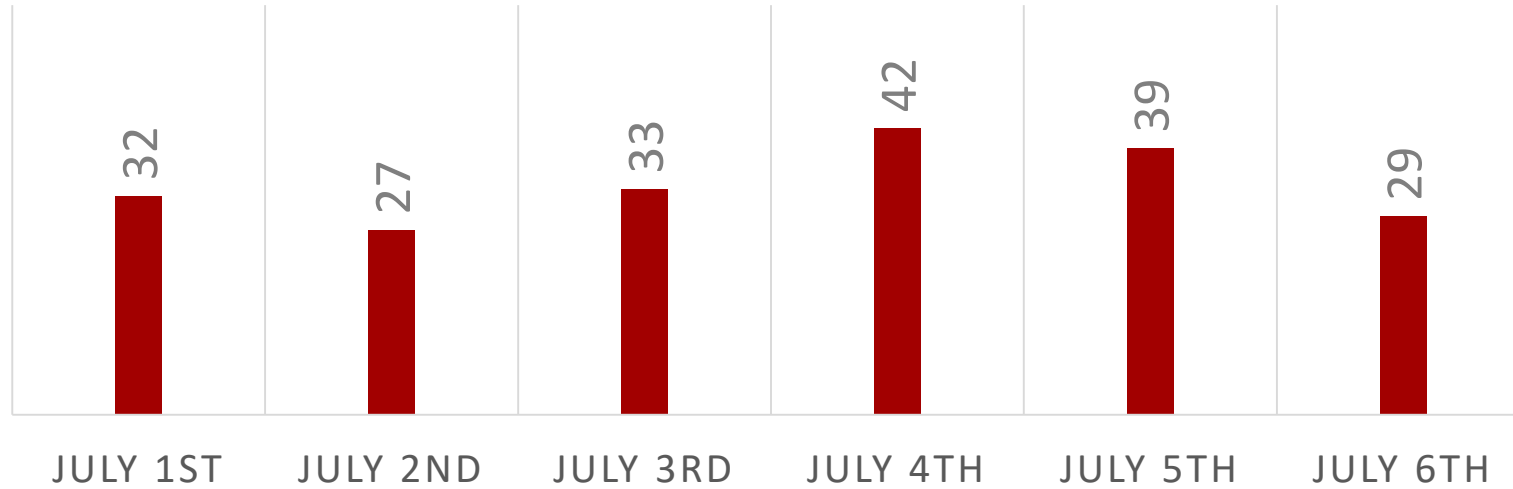


JULY 5TH

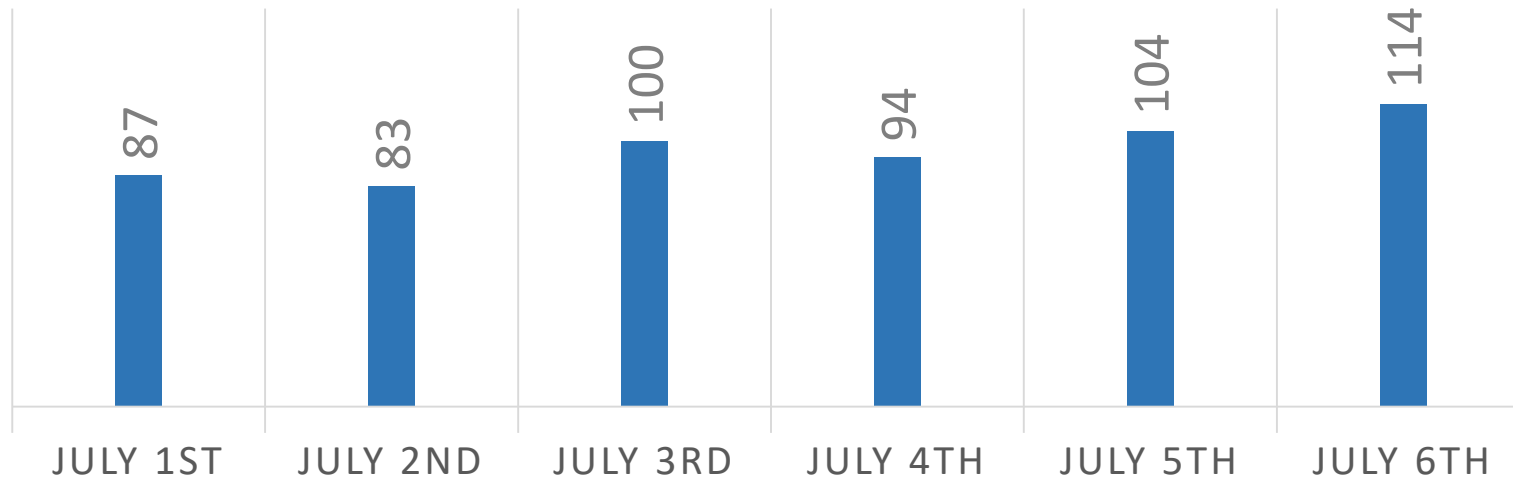


# ***Calls for Service 2023***

## **FIRE DEPARTMENT**



## **LAKEWOOD PD**



## Public Safety Advisory Committee (PSAC) 2023 ANNUAL WORK PLAN AND MEETING SCHEDULE

### Members:

Chair Martin Pullman  
James Hairston  
Mark Peila  
Ken Witkoe  
Alan Hart

Vice Chair Karen Ferreira  
Ray Dotson  
Tod Wolf  
Kamarie Wilson  
Teresa Imholt-King

### Council Liaison:

Councilmember Mike Brandstetter

### City Staff Support:

Police Chief Michael Zaro  
Administrative Assistant Joanna LaVergne

### Meeting Schedule:

1<sup>st</sup> Wednesday of every other month, 5:15 p.m., Lakewood Police Station  
or Virtual (Covid mandates dependent)

### 2023 Work Plan:

1.	Adult/Group Family Homes/Western State Plans
2.	Business Public Safety Survey
3.	Municipal Courts Role in Public Safety
4.	Neighborhood Association Revitalization Road Map

Date	Topic(s)
2/1	Adult/Group Family Homes/Western State Plans – Speaker and Neighborhood Association Revitalization Road Map
4/5	Neighborhood Association Revitalization Road Map and Business Public Safety Survey
6/7	Business Public Safety Survey and SummerFest
8/2	Municipal Courts- Someone from Courts
10/5	PSAC Elections And 2024 Work Plan
12/7	Finalize 2024 Work Plan

### Special Events:

Date	Event
July?	City Council/PSAC Joint Study Session
July 22nd?	SummerFest
November 29 <sup>th</sup> ?	Fallen Officer Food and Blood Drive

		<u>Primary</u>	<u>Backup</u>
<b>Tillicum/Woodbrook</b> Tillicum American Lake Gardens Community Center 14916 Washington Ave SW 6:30 p.m. 2 <sup>nd</sup> Tuesday of the Month	<b>Active</b>	James	Mark P
<b>Lake City</b> West Pierce Fire Station 22 8517 Washington Blvd. 7 p.m. 2nd Thursday of the Month	<b>Active</b>		
<b>Lakeview</b> West Pierce Fire Station 20 10928 Pacific Hwy SW 7 p.m. 4th Thursday of the Month	<b>In hibernation</b>	<b>No rep needed</b>	
<b>Springbrook/Pacific</b> Centerforce 5204 Solberg Dr SW 6 p.m. 3rd Thursday of the month	<b>In hibernation</b>	<b>No rep needed</b>	
<b>North Lakewood</b> Adriatic Grill at Oakbrook Golf Course 8102 Zircon Drive SW, Lakewood RSVP's are required for planning purposes RSVP to: northlakewoodna@gmail.com	<b>Active</b>	Mark P	Ken
<b>Northeast</b> West Pierce Fire Station 20 10928 Pacific Hwy SW 7 p.m. 3rd Tuesday of the Month	<b>In hibernation</b>	<b>No rep needed</b>	
<b>Springbrook Connections</b> 5202 Solberg Dr SW 2 p.m. 2nd Thursday of the month	<b>In hibernation</b>	<b>No rep needed</b>	
The following is a link to the City's website listing the existing neighborhood associations <a href="https://cityoflakewood.us/neighborhood-associations/">https://cityoflakewood.us/neighborhood-associations/</a>			

06/09/23