

LAKEWOOD POLICE QUARTERLY STATS

4th Quarter 2023

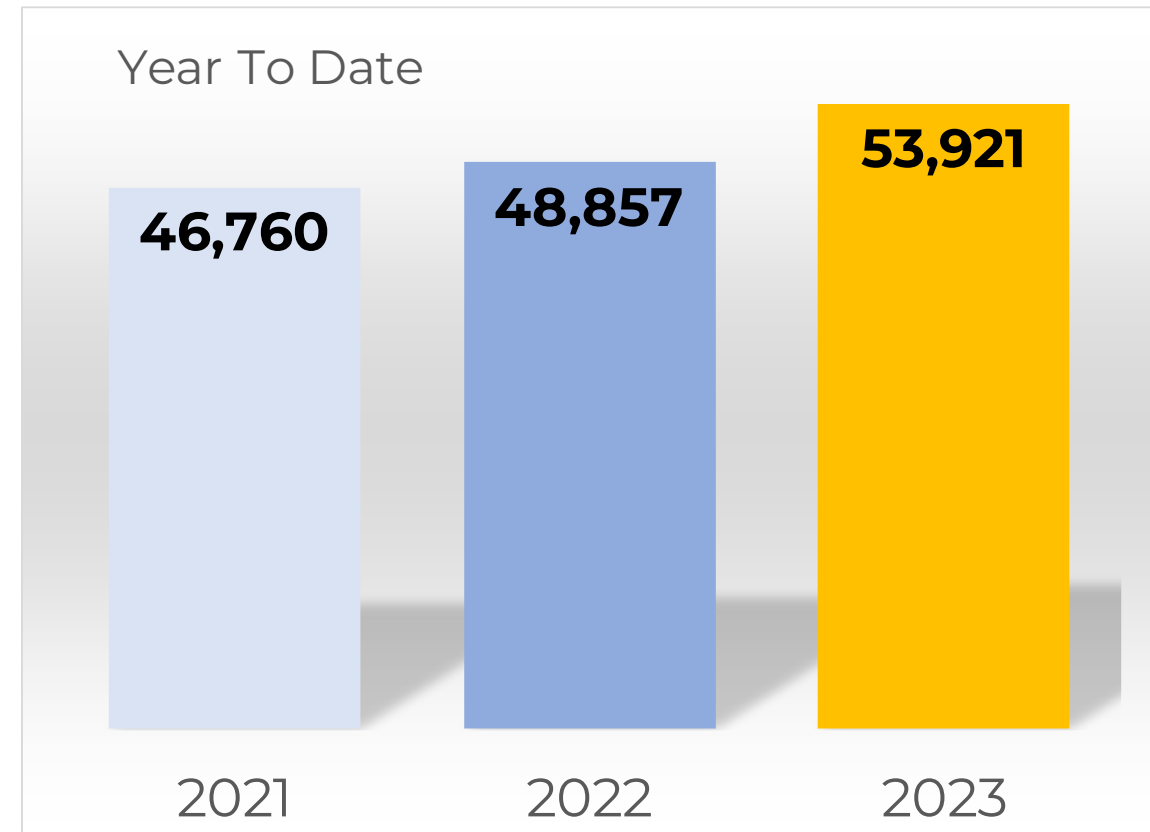
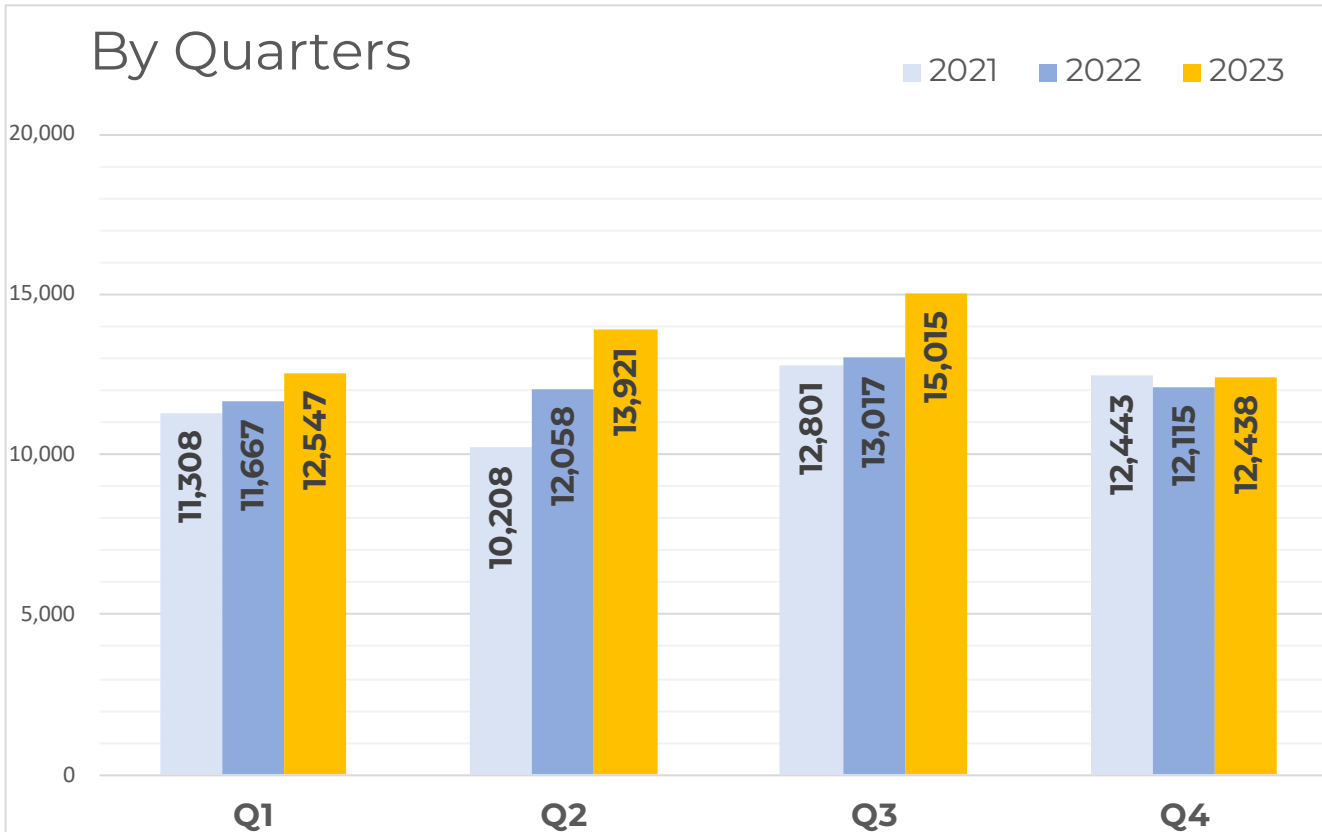


Calls for Service



*Calls for Service include resident calls for service in Lakewood's jurisdiction & self-initiated activity by officers.


	3rd Quarter 2023	4th Quarter 2023	% Change	4th Quarter 2022	4th Quarter 2023	% Change	Year to Date 2022	Year to Date 2023	% Change
Calls for Service	15,015	12,438	-17.2%	12,115	12,438	2.7%	48,857	53,921	10.4%



Arrests

*Arrests are counted by the highest charge for an individual under the same case number. Example: an individual arrested on multiple charges (Felony, Misdemeanor and Warrant) under the same case number will only be counted as a Felony arrest.

	3rd Quarter 2023	4th Quarter 2023	% Change	4th Quarter 2022	4th Quarter 2023	% Change	Year to Date 2022	Year to Date 2023	% Change
Felony	155	154	-0.6%	109	154	41.3%	363	580	59.8%
Gross Misdemeanor	6	10	66.7%	6	10	66.7%	12	31	158.3%
Misdemeanor	202	193	-4.5%	195	193	-1.0%	705	756	7.2%
Warrants	131	153	16.8%	84	153	82.1%	397	503	26.7%
Total	494	510	3.2%	394	510	29.4%	1477	1870	26.6%

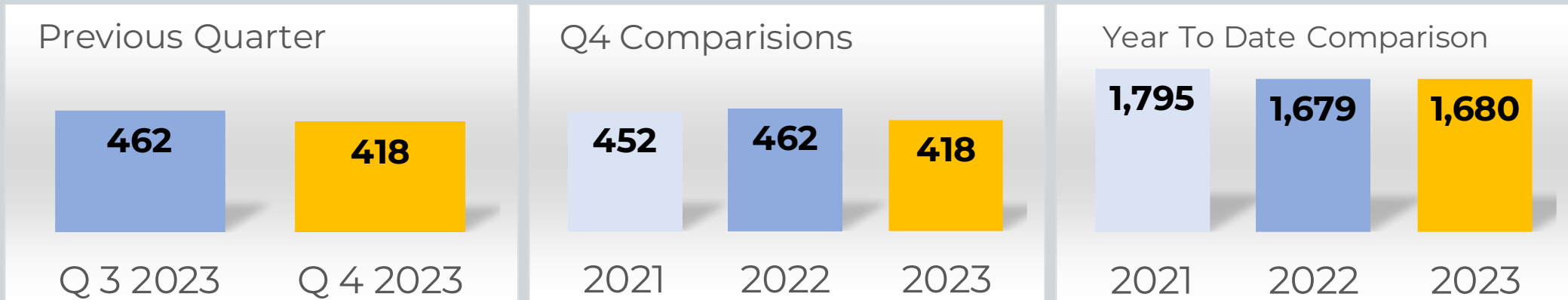


Crimes Against PERSONS



	3rd Quarter 2023	4th Quarter 2023	% Change	4th Quarter 2022	4th Quarter 2023	% Change	Year to Date 2022	Year to Date 2023	% Change
Aggravated Assault	119	113	-5.0%	147	113	-23.1%	486	435	-10.5%
Simple Assault	286	251	-12.2%	253	251	-0.8%	977	1018	4.2%
Homicide	1	0	-100.0%	2	0	-100.0%	5	5	0.0%
Robbery	34	36	5.9%	40	36	-10.0%	114	114	0.0%
Sex (Forcible & Non-Forcible)	22	18	-18.2%	20	18	-10.0%	97	108	11.3%
Total	462	418	-9.5%	462	418	-9.5%	1679	1680	0.1%

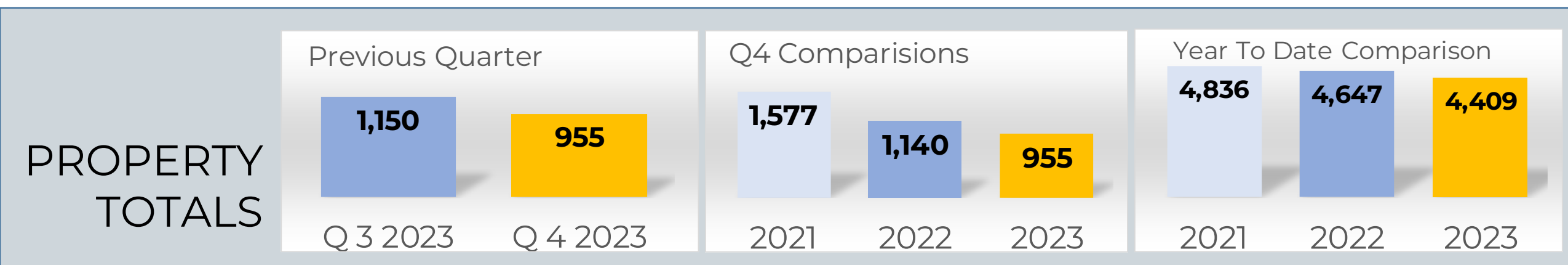
PERSON
TOTALS



Crimes Against PROPERTY & SOCIETY



	3rd Quarter 2023	4th Quarter 2023	% Change	4th Quarter 2022	4th Quarter 2023	% Change	Year to Date 2022	Year to Date 2023	% Change
Burglary	105	96	-8.6%	96	96	0.0%	522	417	-20.1%
Fraud (Counterfeit & Embezzlement)	68	39	-42.6%	71	39	-45.1%	265	230	-13.2%
Larceny	293	298	1.7%	314	298	-5.1%	1278	1142	-10.6%
Motor Vehicle Theft	310	205	-33.9%	297	205	-31.0%	1016	1174	15.6%
Stolen Property	47	55	17.0%	47	55	17.0%	204	193	-5.4%
Vandalism	301	226	-24.9%	281	226	-19.6%	1236	1125	-9.0%
Weapon Laws Violations	26	36	38.5%	34	36	5.9%	126	128	1.6%
Total	1,150	955	-17.0%	1,140	955	-16.2%	4,647	4,409	-5.1%

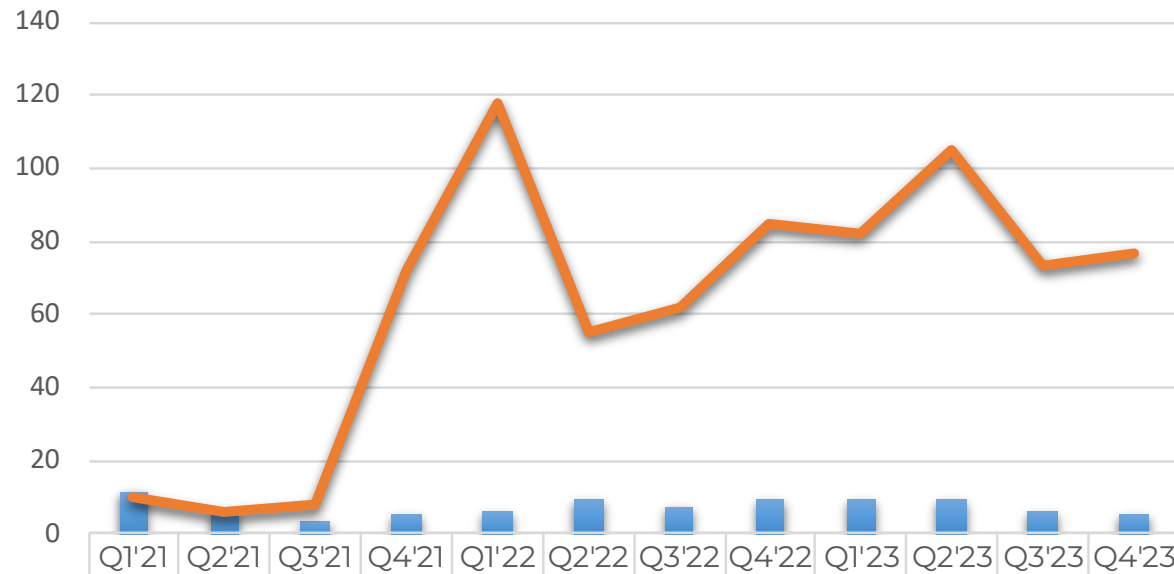


Pursuits & Eluding



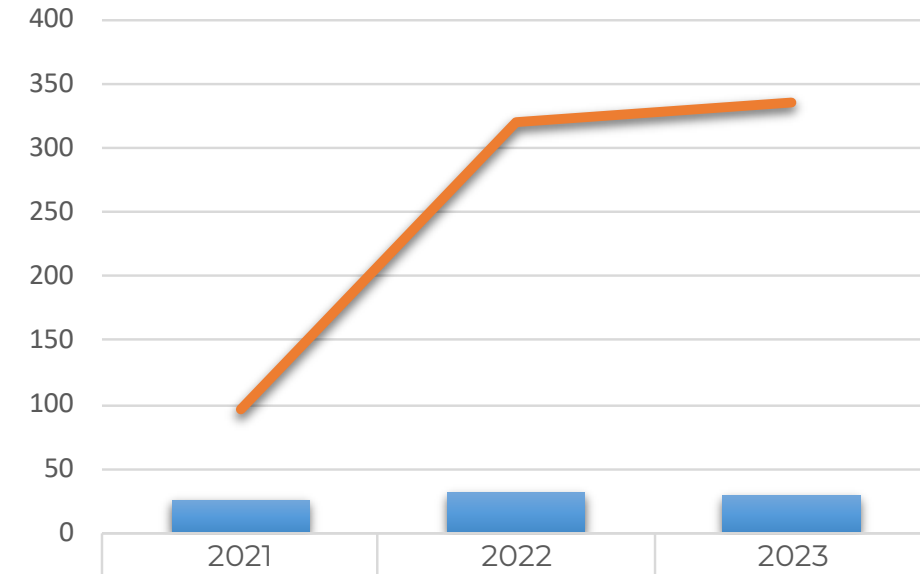
	3rd Quarter 2023	4th Quarter 2023	% Change	4th Quarter 2022	4th Quarter 2023	% Change	Year to Date 2022	Year to Date 2023	% Change
Pursuits	6	5	-16.7%	9	5	-44.4%	31	29	-6.5%
Eluding	73	77	5.5%	85	77	-9.4%	320	337	5.3%

Three Year Trend by Quarter



	Q1'21	Q2'21	Q3'21	Q4'21	Q1'22	Q2'22	Q3'22	Q4'22	Q1'23	Q2'23	Q3'23	Q4'23
Pursuits	11	6	3	5	6	9	7	9	9	9	6	5
Eluding	10	6	8	72	118	55	62	85	82	105	73	77

Year to Date Comparison



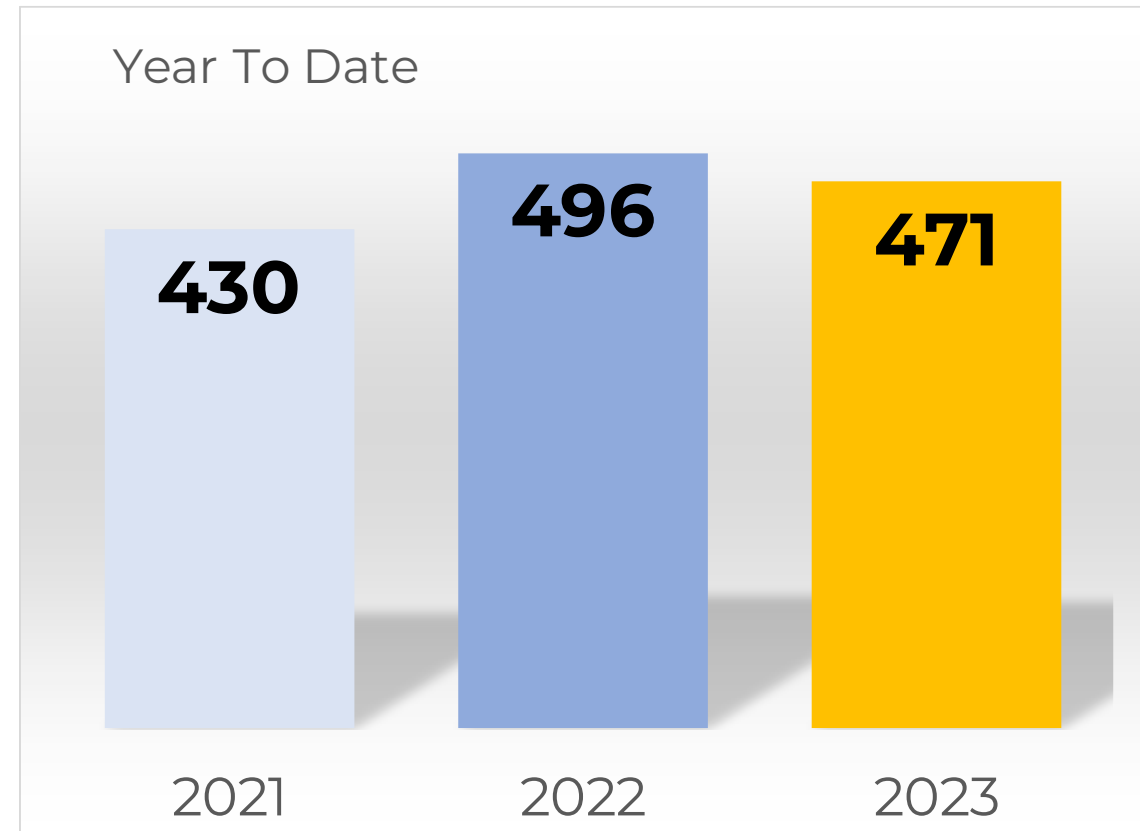
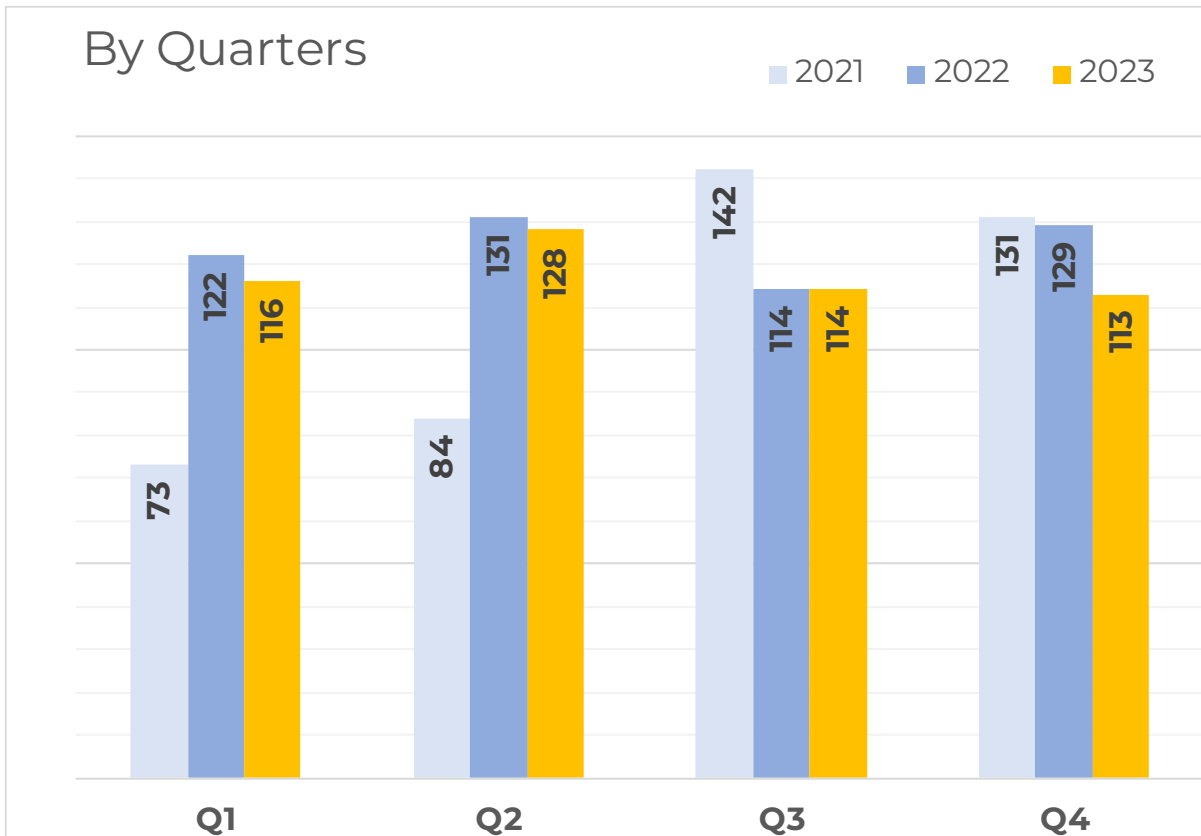
	2021	2022	2023
Pursuits	25	31	29
Eluding	96	320	337

Shots Fired



*Numbers include Calls for Service within Lakewood with a call type of SHOOT, SHOTS, or SHOTSD.

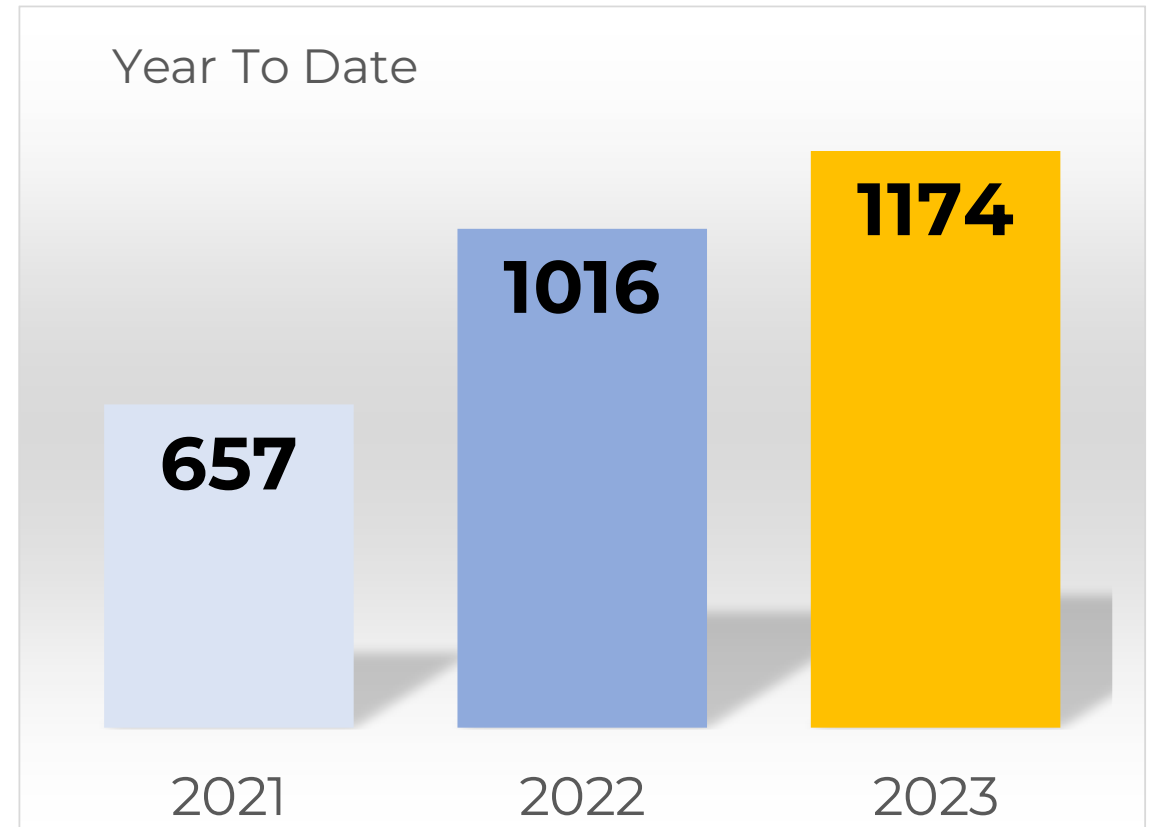
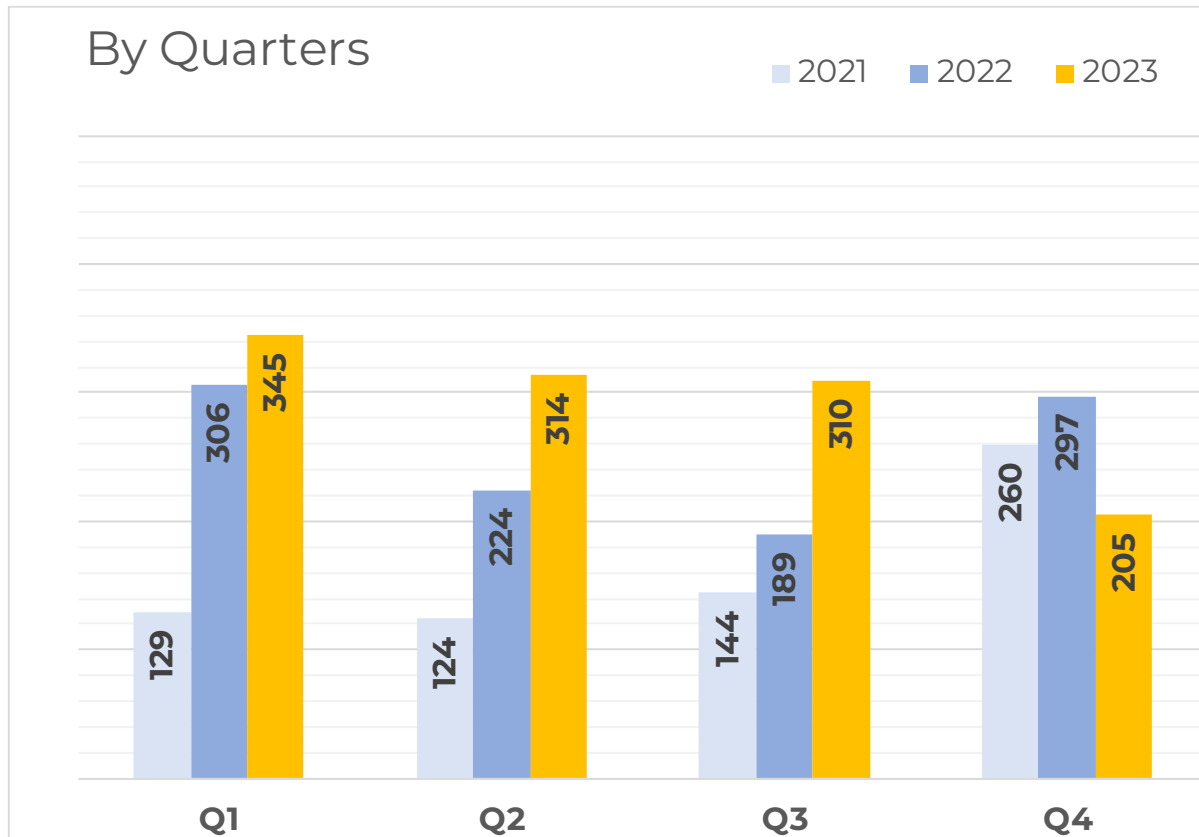
	3rd Quarter 2023	4th Quarter 2023	% Change	4th Quarter 2022	4th Quarter 2023	% Change	Year to Date 2022	Year to Date 2023	% Change
Shots Fired	114	113	-0.9%	129	113	-12.4%	496	471	-5.0%



Motor Vehicle Thefts



	3rd Quarter 2023	4th Quarter 2023	% Change	4th Quarter 2022	4th Quarter 2023	% Change	Year to Date 2022	Year to Date 2023	% Change
Motor Vehicle Thefts	310	205	-33.9%	297	205	-31.0%	1,016	1,174	15.6%

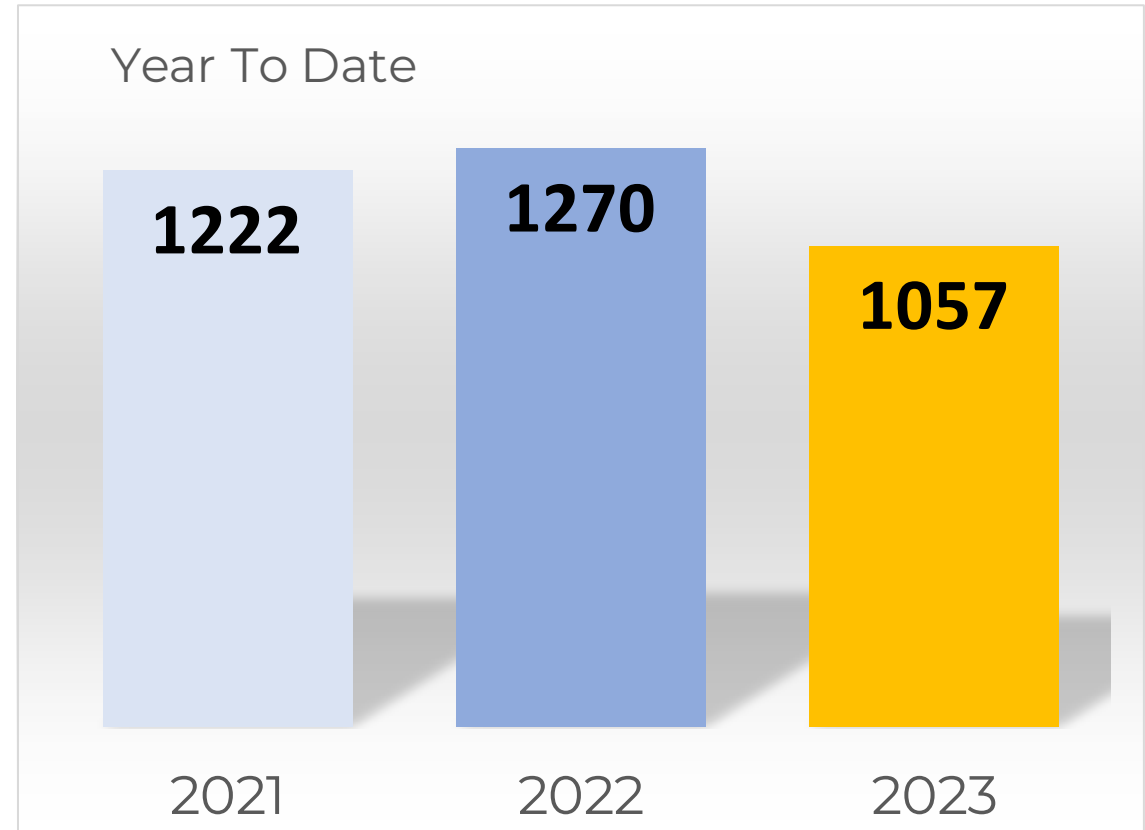
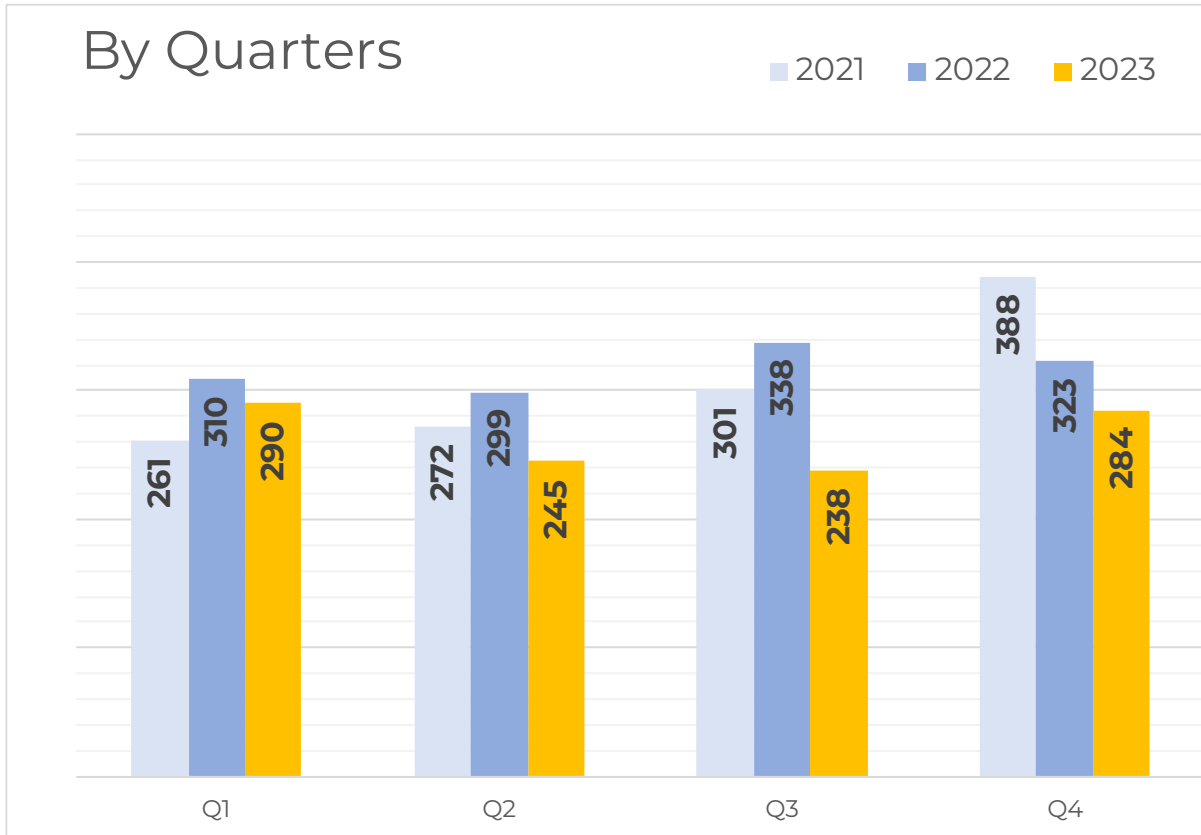


Collisions



*Reports taken by Lakewood PD for Collisions.

	3rd Quarter 2023	4th Quarter 2023	% Change	4th Quarter 2022	4th Quarter 2023	% Change	Year to Date 2022	Year to Date 2023	% Change
Collision Reports	238	284	19.3%	323	284	-12.1%	1,270	1,057	-16.8%



Summary of Crimes



	3rd Quarter 2023	4th Quarter 2023	% Change	4th Quarter 2022	4th Quarter 2023	% Change	Year to Date 2022	Year to Date 2023	% Change
Calls for Service	15,015	12,438	-17.2%	12,115	12,438	2.7%	48,857	53,921	10.4%
Arrests									
Felony	155	154	-0.6%	109	154	41.3%	363	580	59.8%
Gross Misdemeanor	6	10	66.7%	6	10	66.7%	12	31	158.3%
Misdemeanor	202	193	-4.5%	195	193	-1.0%	705	756	7.2%
Warrants	131	153	16.8%	84	153	82.1%	397	503	26.7%
Total	494	510	3.2%	394	510	29.4%	1477	1870	26.6%
Person Crimes									
Aggravated Assault	119	113	-5.0%	147	113	-23.1%	486	435	-10.5%
Simple Assault	286	251	-12.2%	253	251	-0.8%	977	1018	4.2%
Homicide	1	0	-100.0%	2	0	-100.0%	5	5	0.0%
Robbery	34	36	5.9%	40	36	-10.0%	114	114	0.0%
SEX (Forcible & Non-Forcible)	22	18	-18.2%	20	18	-10.0%	97	108	11.3%
Total	462	418	-9.5%	462	418	-9.5%	1679	1680	0.1%
Property & Society Crimes									
Burglary	105	96	-8.6%	96	96	0.0%	522	417	-20.1%
Fraud (Counterfeit & Embezzlement)	68	39	-42.6%	71	39	-45.1%	265	230	-13.2%
Larceny	293	298	1.7%	314	298	-5.1%	1278	1142	-10.6%
Motor Vehicle Theft	310	205	-33.9%	297	205	-31.0%	1016	1174	15.6%
Stolen Property	47	55	17.0%	47	55	17.0%	204	193	-5.4%
Vandalism	301	226	-24.9%	281	226	-19.6%	1236	1125	-9.0%
Weapon Laws Violations	26	36	38.5%	34	36	5.9%	126	128	1.6%
Total	1150	955	-17.0%	1140	955	-16.2%	4647	4409	-5.1%
Other Crimes Of Interest									
Shots Fired	114	113	-0.9%	129	113	-12.4%	496	471	-5.0%
Pursuits	6	5	-16.7%	9	5	-44.4%	31	29	-6.5%
Eluding	73	77	5.5%	85	77	-9.4%	320	337	5.3%
Collision Reports	238	284	19.3%	323	284	-12.1%	1,270	1,057	-16.8%