



City of Lakewood 2025-2026 Proposed Biennial Budget Budget Message

October 7, 2024

Budget Message

* Overview

* Challenges

- An economic slowdown and potential recession;
- Revenue volatility caused by current economic conditions and changes in consumer spending habits;
- State restrictions on property tax increases that limit the City's ability to generate revenue despite increasing costs and service demands;
- Increased inflation and higher interest rates driving up costs for goods, services and employee costs;
- Growing need for law enforcement services;
- Rising demand for supportive housing and mental health services;
- Increased cybersecurity challenges, including ransomware attacks and data breaches that have resulted in significant investments in technology upgrades and training; and
- Increased public defense costs brought on by new proposed standards that would lower misdemeanor caseloads per attorney and in turn will double or even triple the City's public defense costs.

Budget Message

* Commitment:

- Financial stewardship;
- Community engagement and transparency;
- Regional and statewide leadership and partnership;
- Ensuring a safe city;
- Economic development to attract and create jobs;
- Environmental protection and preservation;
- Supporting human services, housing and homelessness;
- Commitment to diversity, equity, inclusion and belonging;
- Recognizing the value and importance of JBLM and Camp Murray;
- Rebuilding our roadway system and adding sidewalks for pedestrian and bicycle access;
- The City's strong leadership to improve parks; and
- Providing a wide range of community events and youth programming.

- * Review and Adoption of Budget is one of the City Council's most important policy roles as Legislative Body



Economic Development

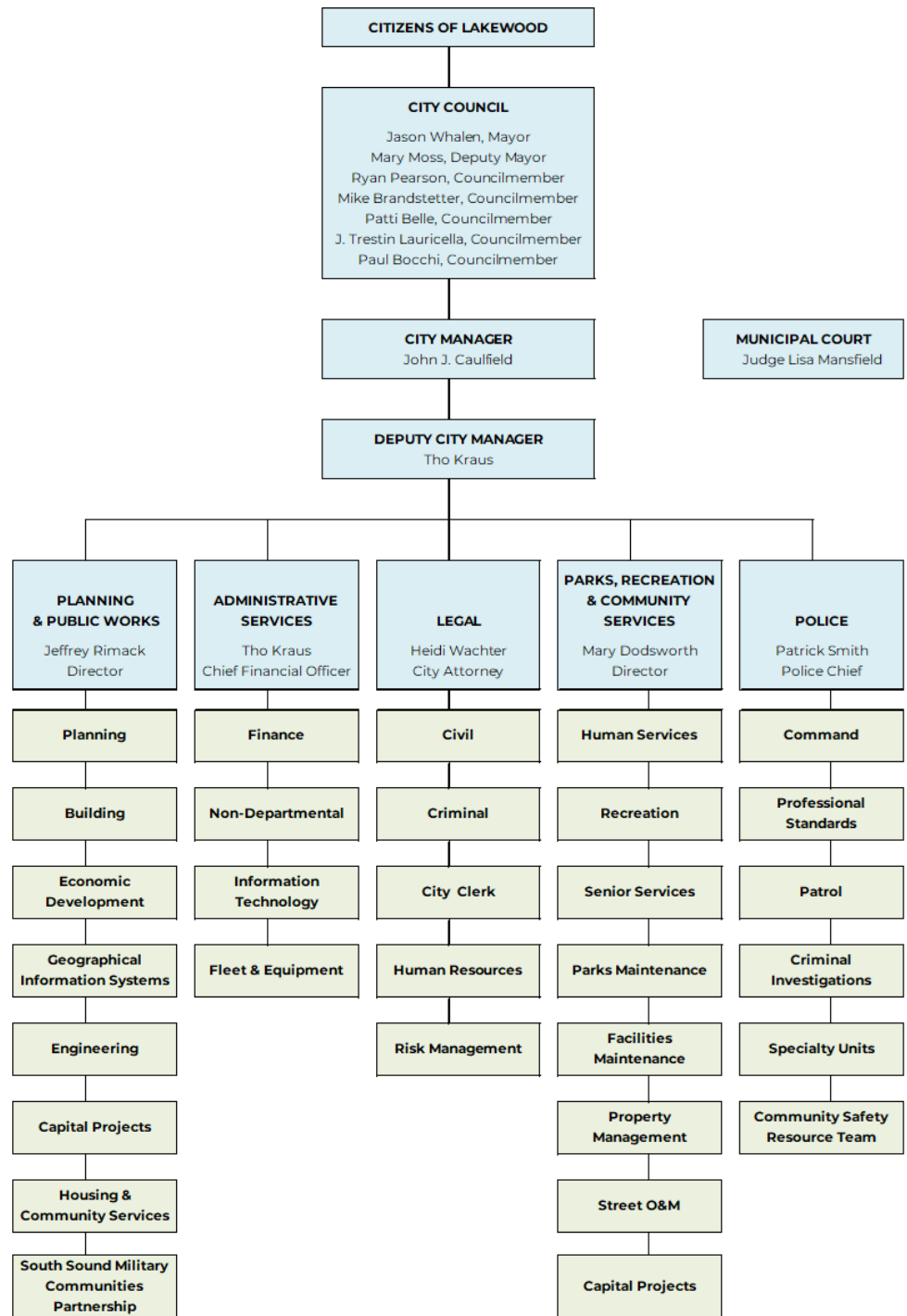
- * Opportunities for Investment
- * Marketing & Community Image
- * Focused Economic Development
- * Downtown Subarea
- * Industrial and Manufacturing Development
- * Pacific Highway
- * Tillicum
- * Area Related Incentives
- * Housing
- * Libraries
- * Public Transit
- * Sporting and Community Events
- * Joint Base Lewis-McChord (JBLM) & Camp Murray

Human Services, Housing and Homeless Prevention

1. ARPA Funds
2. Human Services
3. Behavioral Health Contact Team (BHCT)
4. Mental Health Resource Coordinator
5. Veterans Treatment Court & Community Court
6. Living Access Support Alliance (LASA) Expansion
7. Habitat for Humanity Partnership
8. CDBG & HOME Programs
8. Affordable Housing Sales Tax Credit Program
9. Rental Housing Safety Program (RHSP)
10. Affordable Housing Initiative (2060) & Homeless Housing Act (2163) Programs
11. Lakewood Low Income & Subsidized Housing
12. Housing Policies
13. Relocation of Housing Units in Air Corridor
14. Cohens Veterans Treatment Network
15. SSMCP Housing Study



Lakewood Governance & Municipal Services



#IamLakewood



Vision & Goals

Budgeting for Outcomes and Results

CITY COUNCIL GOALS

Vision Statement

Our vision of Lakewood is a thriving, urban, South Puget Sound City, possessing the core values of family, community, education, and economic prosperity. We will advance these values by recognizing our past, taking action in the present, and pursuing a dynamic future.



Organization of the Budget

- * Budget Message
- * Introduction
- * Executive Summary
- * Operating Budget
 - Organization Chart
 - Primary Alignment with City Council Goals
 - Department Functions by Criteria (legally mandated, important, discretionary)
 - 2023/2024 Accomplishments
 - 2025/2026 Anticipated Key Projects
 - Service/Program Changes
 - Position Inventory/Summary of Personnel Costs
 - Performance Measures
 - Purpose & Description
 - Goals & Objectives
 - Financial Information
- * Budget by Fund
- * Capital Budget
 - Parks CIP
 - Transportation CIP
 - Sewer CIP
 - SWM CIP
 - Property Management Plan
 - Information Technology
- * Appendix
 - Salary & Wages Schedules
 - Fee Schedule
 - Statistical Section
 - Glossary of Budget Terms
 - Acronym List
- * Budget Line-Item Detail

Budget Summary & Highlights

- * Financial Roadmap
 - * Financial and Operation Document
 - * Guide that Determines the Direction of Government
- * Policy Document
 - * Provides direction for all programs & services
 - * Emphasis on health, welfare and safety obligations
 - * Addresses legal mandates
 - * Ensures financial stability and integrity
 - * Implements Vision Statement & City Council Goals
- * Compliant with financial policies
 - * Balanced budget that does not include reductions in services
 - * Does not use one-time monies for ongoing programs
 - * Operating expenditures do not exceed operating revenues
 - * Maintains reserves

Budget Summary & Highlights

	2024	2025	2026
	Year-End	Proposed	Proposed
General Government Funds	\$ 96,396,254	\$ 75,685,239	\$ 76,980,257
Capital Improvement Funds	58,794,624	14,038,500	23,081,600
Utility Fund	17,346,696	15,298,363	13,771,524
Internal Service Funds	18,477,074	15,009,273	15,994,225
Total	\$191,014,649	\$120,031,374	\$129,827,606

General Government Sources

Where the Money Comes From

	2024	2025	2026
GENERAL GOVERNMENT FUNDS	Year-End	Proposed	Proposed
Beginning Fund Balances	\$ 22,627,113	\$ 13,336,926	\$ 13,538,812
Operating Revenues			
Property Tax	7,931,957	8,088,180	8,241,855
Sales Tax	14,645,000	15,230,800	15,840,000
Utility Tax	5,970,000	6,624,030	6,985,840
Other Taxes	5,511,200	5,702,800	5,901,200
Franchise Fees	4,758,500	4,901,300	5,048,300
Licenses & Permits	422,300	435,000	448,000
Development Permits/Fees	4,547,357	4,697,185	4,875,360
State-Shared Revenues	1,418,100	1,469,700	1,523,600
Charges for Services	1,405,800	1,396,400	1,396,400
Other Intergovernmental	508,160	520,700	533,700
Fines & Forfeitures	1,237,160	1,263,600	1,263,600
Misc/Interest/Other	840,570	792,872	682,148
Interfund	284,700	284,700	284,700
Total Operating Revenues	49,480,804	51,407,267	53,024,703
Other Financing Sources	24,288,337	10,941,046	10,416,742
Total Revenues & Sources	\$ 96,396,254	\$ 75,685,239	\$ 76,980,257

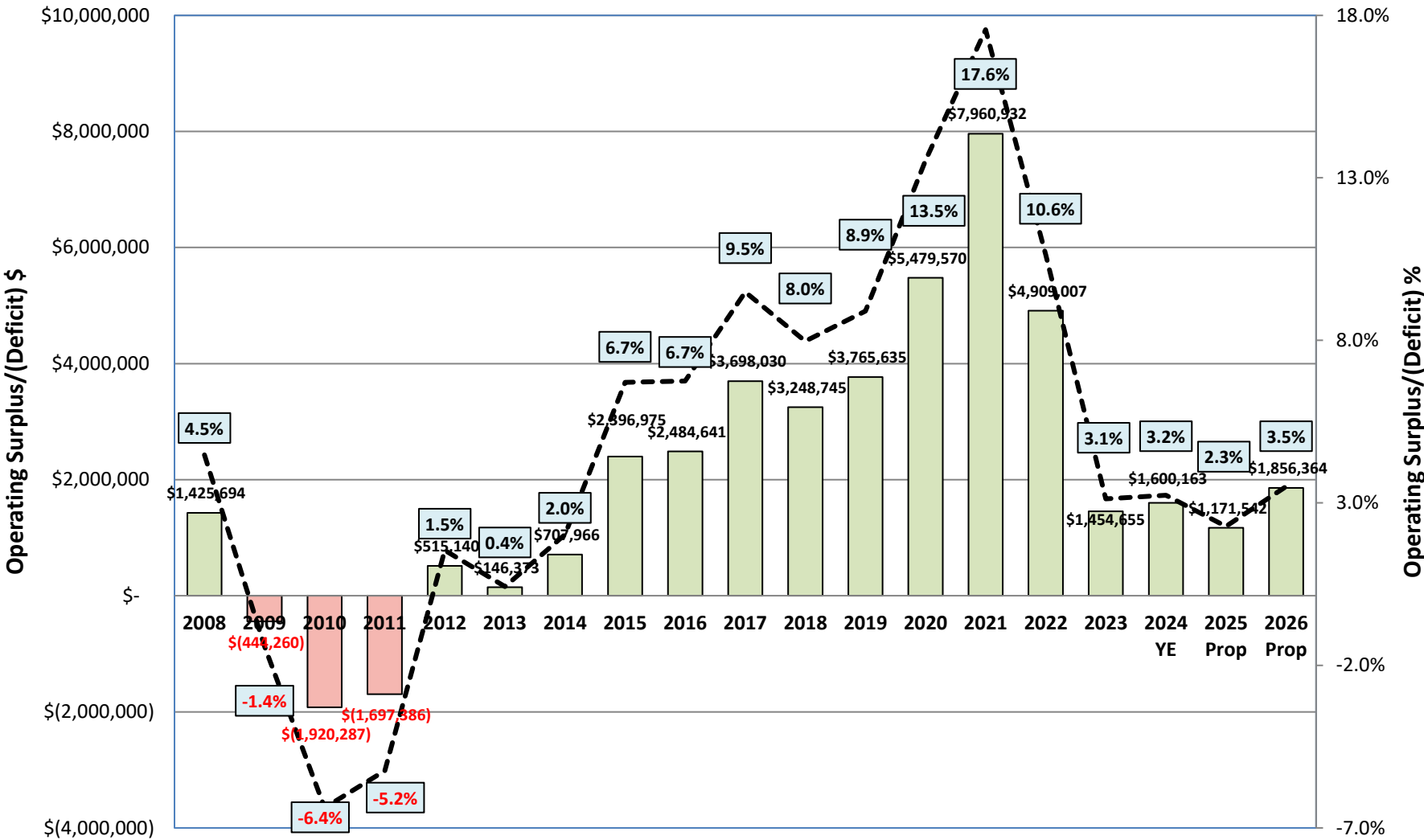
General Government Uses Where the Money Goes

	2024	2025	2026
GENERAL GOVERNMENT FUNDS	Year-End	Proposed	Proposed
Operating Expenditures			
City Council/City Manager	1,252,330	1,286,334	1,312,138
Municipal Court	1,639,462	1,508,756	1,577,539
Administrative Services	1,742,086	1,834,918	1,915,622
Non-Departmental (public defender & citywide)	746,065	764,500	764,500
Legal	2,651,377	2,762,302	2,816,976
Planning & Public Works	3,528,730	3,700,335	3,883,574
Parks, Recreation & Community Services	3,596,790	4,052,153	4,198,293
Police	30,347,226	31,976,289	32,273,509
Interfund Transfers	477,756	375,772	366,294
Street O & M	1,898,819	1,974,366	2,059,894
Total Operating Expenditures	47,880,641	50,235,725	51,168,339
<i>Operating Surplus/(Deficit)</i>	1,600,163	1,171,542	1,856,364
Other Financing Uses	35,178,689	11,910,702	11,495,268

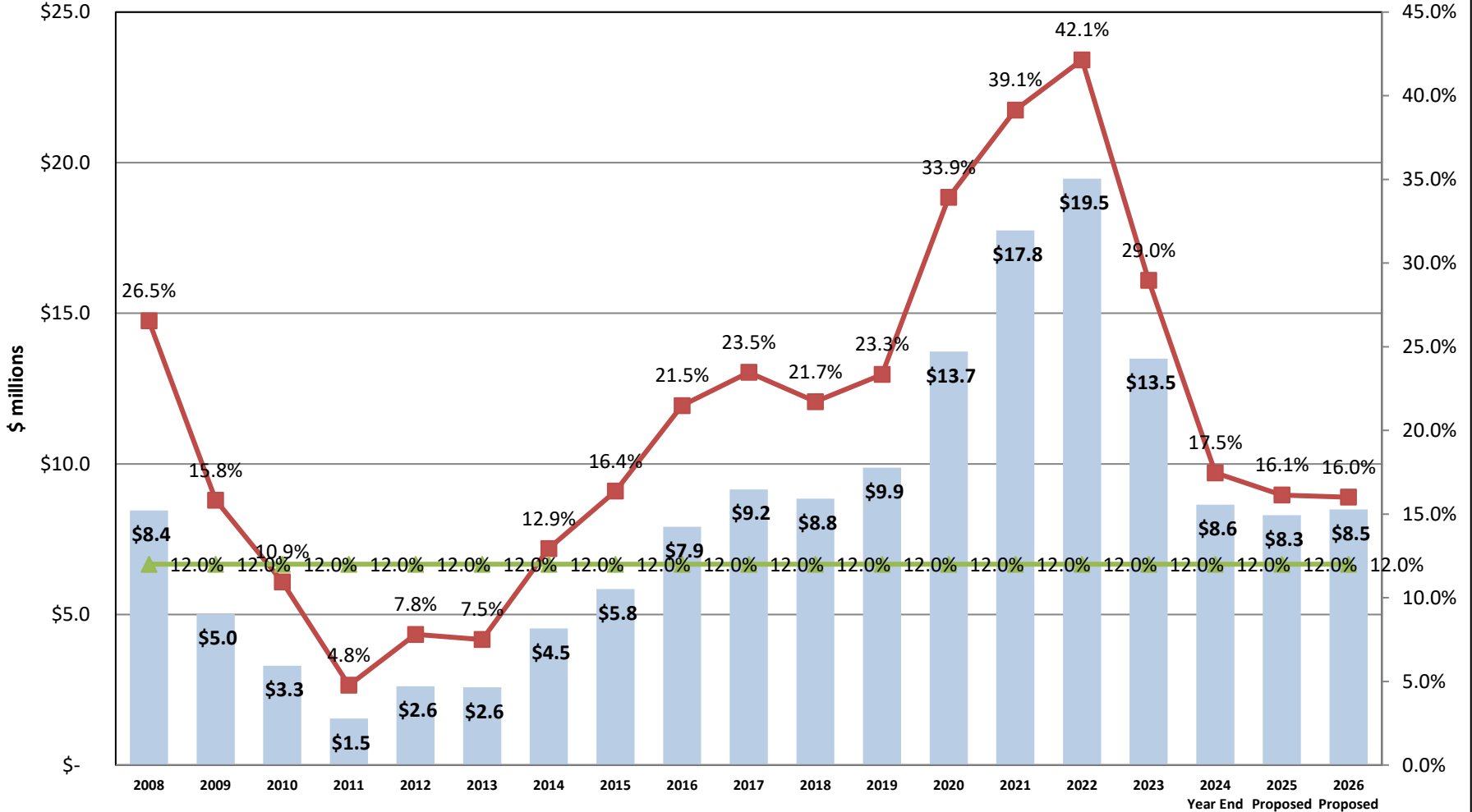
Key Financial Highlights

General Fund		
Year	Operating Revenue	Operating Expenditures
2009	-0.5%	5.7%
2010	-4.9%	-0.3%
2011	7.5%	6.4%
2012	3.4%	-3.2%
2013	2.7%	3.8%
2014	1.9%	0.2%
2015	2.0%	-2.9%
2016	3.0%	3.0%
2017	5.9%	2.8%
2018	4.5%	6.2%
2019	3.8%	2.8%
2020	-4.3%	-9.2%
2021	12.1%	6.9%
2022	1.9%	10.5%
2023	0.8%	9.3%
2024 Year End	6.2%	6.1%
Average ('09-'24)	2.9%	3.0%
2025 Proposed	3.9%	4.9%
2026 Proposed	3.1%	1.9%
Average ('09-'26)	2.9%	3.0%

City of Lakewood General Fund Operating Surplus/(Deficit) 2008 through 2026



City of Lakewood General Fund Ending Fund Balance 2008 to 2026



Axis Title

Ending Fund Balance

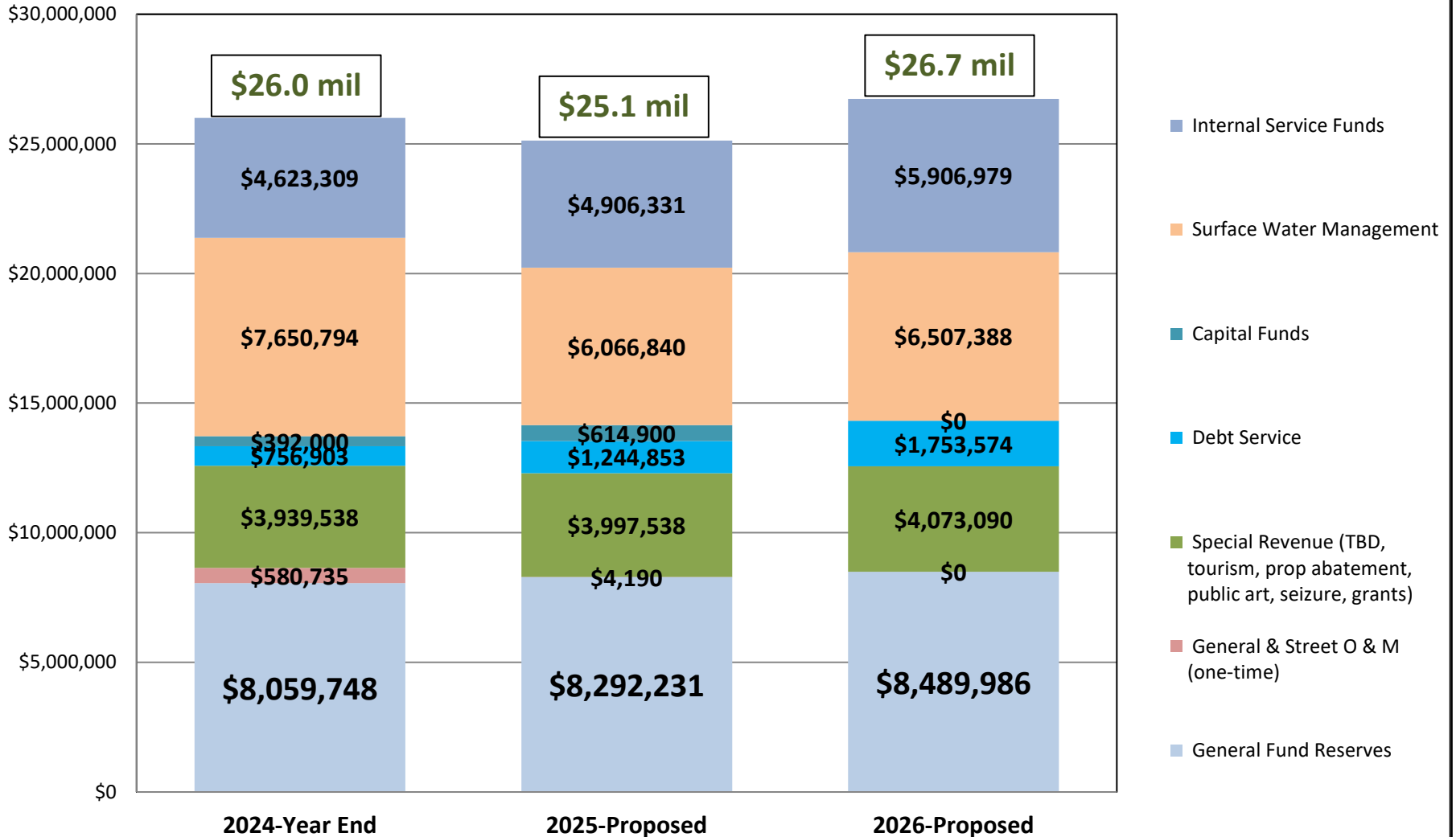
% of General Fund Operating Revenues

Reserve Policy

Reserves/Ending Fund Balances

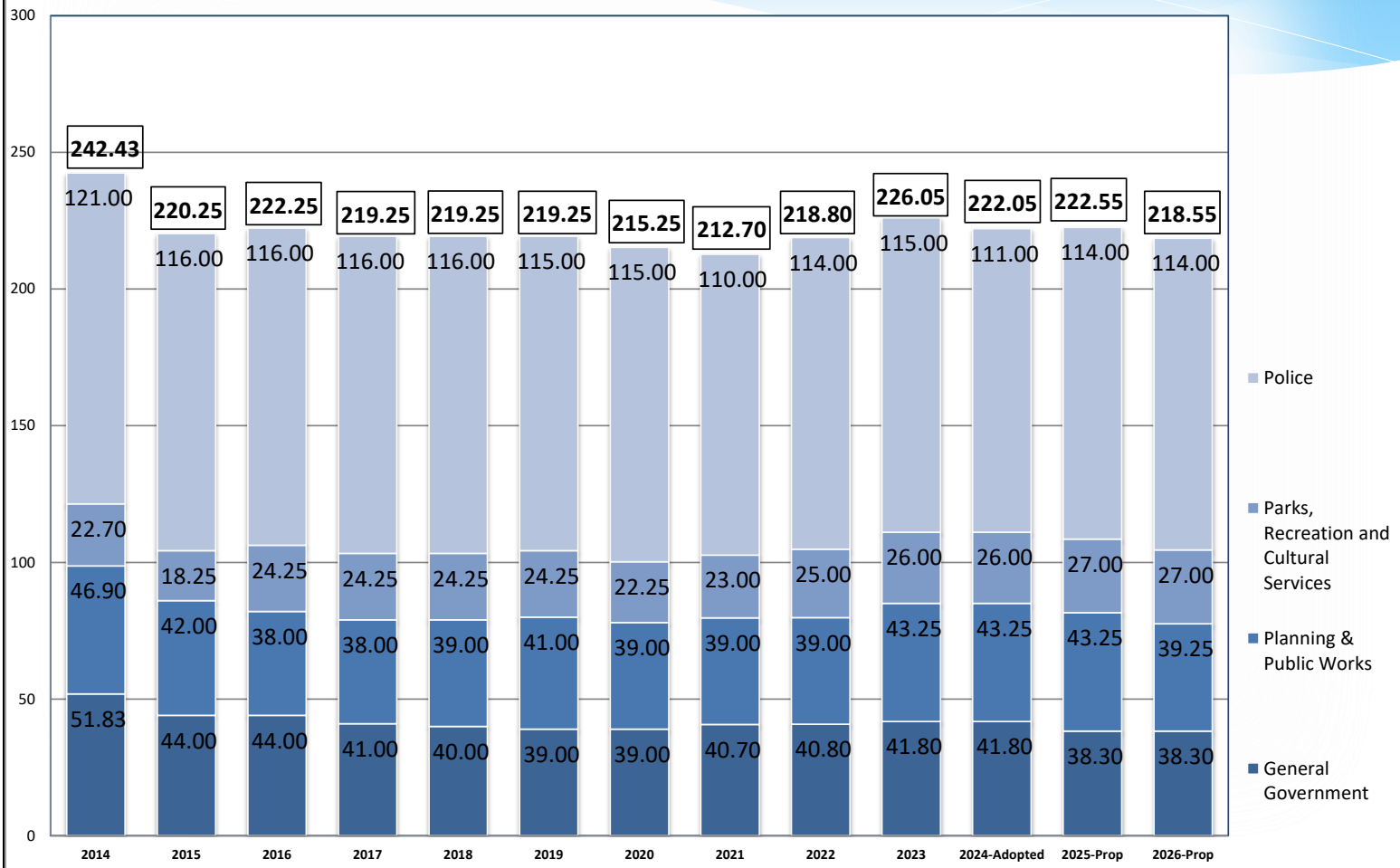
Ending Fund Balances			
Reserves:			
Contingency (2% of GF Oper Rev)	1,009,958	1,048,705	1,081,664
Reserves (5% of GF Oper Rev)	2,524,895	2,621,763	2,704,161
Strategic Reserve (5% of GF Oper Rev)	2,524,895	2,621,763	2,704,161
Economic Development Opportunity Fund	2,000,000	2,000,000	2,000,000
Subtotal Reserves	8,059,748	8,292,231	8,489,986
Designated/Reserved:			
Hotel/Motel-Tourism	3,857,464	3,937,464	4,017,464
Public Art	26,448	4,448	-
SSMCP	55,626	55,626	55,626
Debt Service	756,903	1,244,853	1,753,574
Subtotal Designated/Reserved	4,696,441	5,242,391	5,826,664
Designated/Reserved (one-time)	580,735	4,190	-
Total Ending Fund Balances	\$ 13,336,924	\$ 13,538,812	\$ 14,316,650
Total Expenditures and Uses	\$ 96,396,254	\$ 75,685,239	\$ 76,980,257

**City of Lakewood
Ending Fund Balances
All Funds
2024 to 2026**



Budget Summary (cont'd)

**City of Lakewood
Employee Position Trends
2014 to 2026**



Budget Summary (cont'd)

Personnel Changes to Ensure a Balanced Budget 2024 Adopted vs 2025 Proposed

Position Changes			
2024 Adopted vs 2025 Proposed	FTE	Department	Group
Positions Added			
PRA/Legal Specialist	1.00	Legal	AFSCME
GIS Analyst	1.00	P&PW	AFSCME
Capital Development Projects Manager	1.00	PRCS	AFSCME
Police Officer	4.00	Police	LPIG
Positions Eliminated			
GIS Analyst	(1.00)	Admin	AFSCME
Court Clerk	(1.00)	Court	AFSCME
Office Assistant-DV	(0.50)	Legal	AFSCME
Associate City Attorney-ARPA	(1.00)	Legal	Non-Rep
PRA/Legal Specialist-ARPA	(1.00)	Legal	AFSCME
PW Engineering Director	(1.00)	P&PW	Non-Rep
Office Assistant	(1.00)	Police	AFSCME
Total Change	0.50		



Budget Summary (cont'd)

Personnel Changes to Ensure a Balanced Budget Limited Term Positions

Position Changes			
2025 Proposed vs 2026 Proposed	FTE	Department	Group
Positions Eliminated			
Program Coordinator-Neighborhood	(1.00)	P&PW	AFSCME
Program Coordinator-Econ Development	(0.50)	P&PW	AFSCME
Associate Planner	(1.00)	P&PW	AFSCME
Office Assistant	(1.00)	P&PW	AFSCME
Code Compliance/Safety Inspector	(0.50)	P&PW	AFSCME
Total Change	(4.00)		



Budget Summary (cont'd)

Personnel Changes to Ensure a Balanced Budget Limited Term Positions

Limited Term Positions	FTE		Department	Funding Source
	2025	2026		
Program Coordinator-Neighborhood	1.00	-	P&PW	One-time General Fund
Program Coordinator-Econ Development	0.50	-	P&PW	One-time General Fund
Program Coordinator-Econ Development	0.50	0.50	P&PW	One-time ARPA Funds
Associate Planner	1.00	-	P&PW	One-time General Fund
Office Assistant	1.00	-	P&PW	One-time General Fund
Code Compliance/Safety Inspector	0.50	-	P&PW	One-time General Fund
Code Compliance/Safety Inspector (RHSP)	0.50	0.50	P&PW	RHSP Fees/Abatement Funds
Program Assistant (Property Abatement)	0.80	0.80	P&PW	Abatement Funds
Program Assistant (RHSP)	0.20	0.20	P&PW	RHSP Fees
Program Coordinator (CDBG)	0.25	0.25	P&PW	CDBG
Parks Development Project Manager	2.00	2.00	PRCS	Parks CIP
Maintenance Worker	1.00	1.00	PRCS	One-time General Fund
Office Assistant-Domestic Violence	0.50	0.50	Legal	STOP Grant
PRA & Legal Specialist	1.00	1.00	Legal	One-time General Fund
Total Change	10.75	6.75		

Budget Summary (cont'd)

Advancements in Economic Development

- * Focus on Downtown and Lakewood Station District development, as well as citywide development (e.g., the I-5 retail frontage along Pacific Highway South, Woodbrook Industrial Business Park, International District, Springbrook and Tillicum) to meet various growth targets;
- * Implementation of the Western Hospital Master Facility Plan in partnership with DSHS;
- * Acquire suitable real estate within the downtown area for the development of an urban park(s) and multi-generational community center and initiate the process to develop a downtown master park plan that incorporates multi-generational recreational activities and gathering spaces, that may include a splash pad, play areas, walking and connector pathways and seating areas;

Budget Summary (cont'd)

Advancements in Economic Development

- * Initiate a planning and feasibility study funded with a \$1.1 million federal RAISE grant to evaluate the Downtown Subarea transportation corridors and identify improvements to include a “green loop”. This study will examine the construction constraints of multimodal transportation improvements in the Lakewood Downtown Subarea Plan. The outcome of the study will be a strategic and prioritized implementation plan for construction of transportation improvements based on constraints, financial feasibility, available grant funding, and safety improvements;
- * Initiate launch of Urban Forestry Program;
- * Develop the Five Year 2025-2029 Consolidated Plan (CDBG and HOME); and
- * Proactively represent the City and participate at SSHAP, PSRC and PCRC to include sub-group meetings of GMCC and TCC.



Budget Summary (cont'd)

Advancements in Public Safety

- * Commitment to setting aside 1% of General Fund for human and social services to include food security, homelessness and mental illness;
- * Expand and enhance Veteran's Treatment Court and Community Court;
- * Focus on Community Engagement to increase Community-Based Policing;
- * Reduce Crime and Fear of Victimization;
- * Reduce Traffic Collisions to Create Safer Communities;
- * Increase Use of Technological Advancements in Public Safety;



Budget Summary (cont'd)

Advancements in Public Safety

- * Enhance Police Officer Training, Wellness and Support;
- * Develop a plan for a real time crime center using grant funding;
- * Develop an abbreviated Citizen's Academy for the Youth Council and high school students;
- * Implementation of the Rental Housing Safety Program (RSHP) to include a change in fees to eliminate the City's General Fund subsidy;
- * Proactive Abatement Program; and
- * Evaluate, and if feasible transition municipal court operations from in-house to a contracted service.

Budget Summary (cont'd)

Advancements in Fiscal Responsibility

- * Provide strong and transparent financial reporting with a focus on full disclosure to include the preparation of the biennial budget, Popular Annual Financial Report (PAFR), Comprehensive Annual Financial Report (CAFR), six-year financial forecast, performance measures, and manage and monitor the City's ARPA program;
- * Implement new Enterprise Resource Planning (ERP) system to replace current financial system;
- * Evaluate implementation of new permitting system to include an update to permit review processes and timelines to comply with SB 5290; and
- * Continued focus on cybersecurity measures.



Budget Summary (cont'd)

Advancements in Transparency

- * 30th Anniversary of Cityhood Celebration;
- * Strengthen the City's relationships and opportunities for collaboration with neighborhood groups, associations, JBLM, local schools and institutions and advisory boards and committees and expand to include a more robust volunteer program;
- * Grow the City's social media reach to expand access to information about City operations and events;
- * Provide for an annual Youth Summit to engage teens regarding community issues, enhance communication and gather information for program expansion;
- * Act and serve in a leadership capacity in national, state, regional and local affairs;



Budget Summary (cont'd)

Advancements in Transparency

- * Develop and implement a proactive County, State and Federal legislative agenda that promotes and protects the interests and needs of the Lakewood community;
- * Finalize and implement a Diversity, Equity, Inclusion, and Belonging (DEIB) Strategic Plan;
- * Continue City's leadership and contribution to the South Sound Military and Communities Partnership (SSMCP) with a focus on transportation, housing, childcare services, JBLM regional economic analyses report, State Defense Community Capability Account (DCCA), climate change study, occupational licensing to reduce barriers for military spouses, and the North Clear Zone (NCZ);
- * Continue to expand and grow with the number of events and participation sponsored by the City each year;



Budget Summary (cont'd)

Advancements in Transparency

- * Update the Lakewood Legacy Plan;
- * Partner with Historic Fort Steilacoom Association and DSHS to secure ownership of Historic Fort Steilacoom property;
- * Initiate the creation of a City public art collection;
- * Expand programs and services for older adults at various locations around the City; and
- * Implement outdoor adventure programming to include narrated hikes, education, conservation and stewardship opportunities, summer camps and other activities using our Lakewood parks, lakes and outdoor spaces.

Budget Summary (cont'd)

Advancements in Infrastructure Improvements

- * Implement 8 new park improvements projects plus project support totaling \$7.9 million
- * Implement 17 new transportation improvement projects plus project support totaling \$22.8 million
- * Implement sewer utility capital budget totaling over \$1.0 million
- * Implement Surface Water Management (SWM) utility projects totaling \$2.3 million
- * Implement Vehicle and Equipment replacements totaling \$804,290
- * Implement Property Management projects totaling \$200,000
- * Implement new Information Technology programs and system upgrades totaling over \$1.4 million

Budget Summary: Parks Capital

Proposed Park Projects		2025	2026
1	Park Equipment Replacement	\$ 20,000	\$ 20,000
2	Park Playground Resurfacing	15,000	15,000
3	Project Support	100,000	100,000
4	Edgewater Park **	500,000	500,000
5	FSP H-Barn Complex Restoration & Renovation **	1,000,000	3,000,000
6	Street End Pilot Project	75,000	425,000
7	Downtown Park(s) and Multi-Generational Community Center	-	2,000,000
8	Lakewood Water District Property Development (in-kind services)	-	-
9	Camp Murray Boat Launch Improvements	100,000	-
Total		\$ 1,810,000	\$ 6,060,000

** Funding contingent upon anticipated grants & state capital budget.



Budget Summary: Parks Capital

Edgewater Park

* Grant and state capital budget requests

Park Project	Grant Type	Grant Amount	Application Date	Notification Date
Edgewater Park	ALEA	\$ 500,000	Summer 2024	Spring 2025
Edgewater Park	WWRP	2,200,000	Summer 2024	Spring 2025
Edgewater Park	Boating Facilities Program	1,000,000	Summer 2024	Spring 2025
Edgewater Park	State Capital Budget	350,000	Summer 2024	Spring 2025
TOTAL		\$ 4,050,000		
WWRP: Washington Wildlife and Recreation Program (state)				
ALEA: Aquatic Lands Enhancement Account				



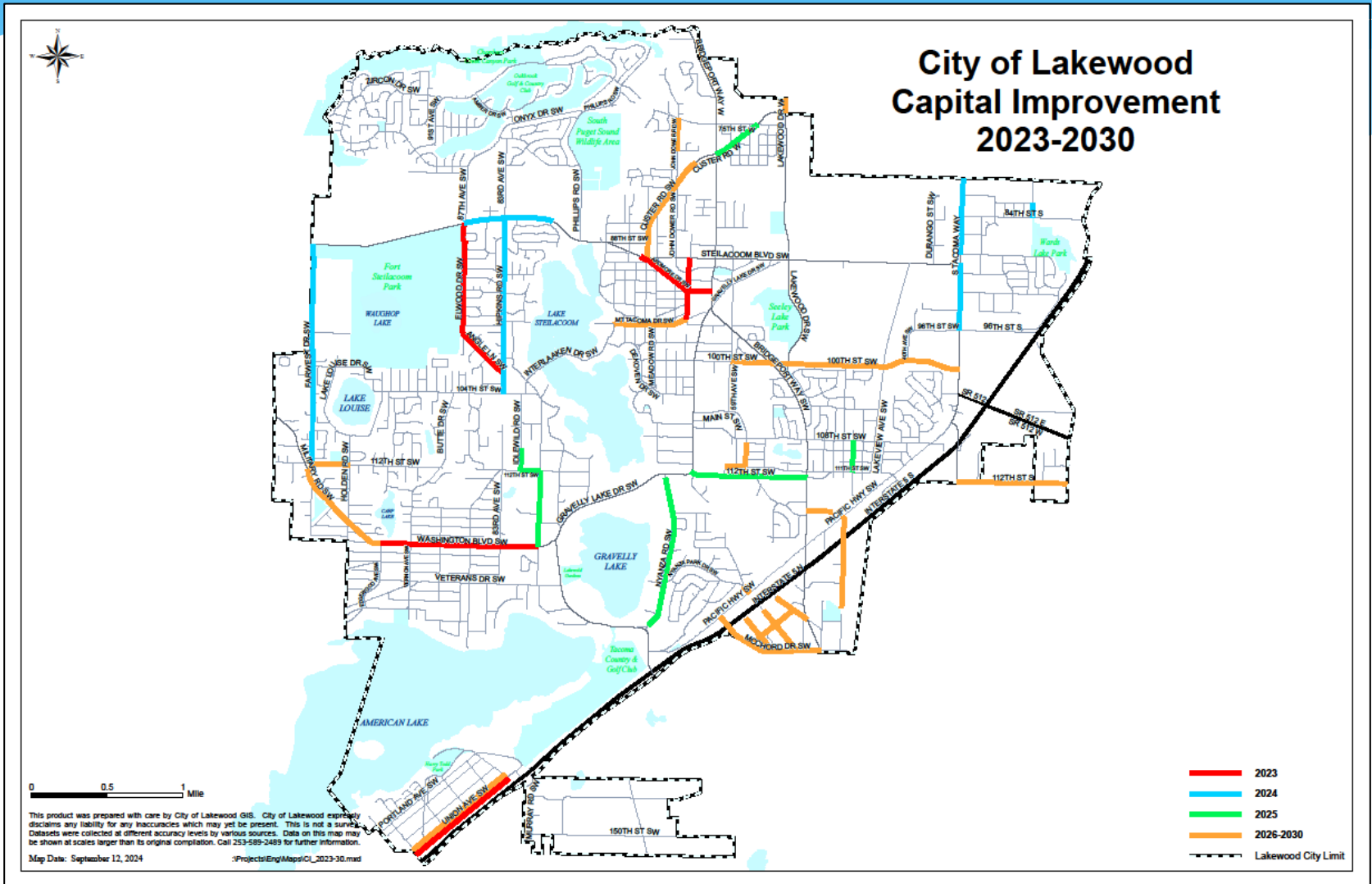
Budget Summary: Parks Capital

Fort Steilacoom Park H-Barn Complex Project

* Grant and state capital budget requests

Fort Steilacoom Park H-Barn Complex Restoration & Renovation Project	Funding	
	Type	Amount
Partners for Parks	Private Campaign	\$ 3,500,000
City of Lakewood		
City LTAC Funds	City LTAC	2,000,000
Grants and other financial resources	Grants	1,750,000
State Capital Budget	State	250,000
Subtotal City of Lakewood		4,000,000
TOTAL		\$ 7,500,000

Budget Summary: Transportation Capital





CITY OF
LAKWOOD

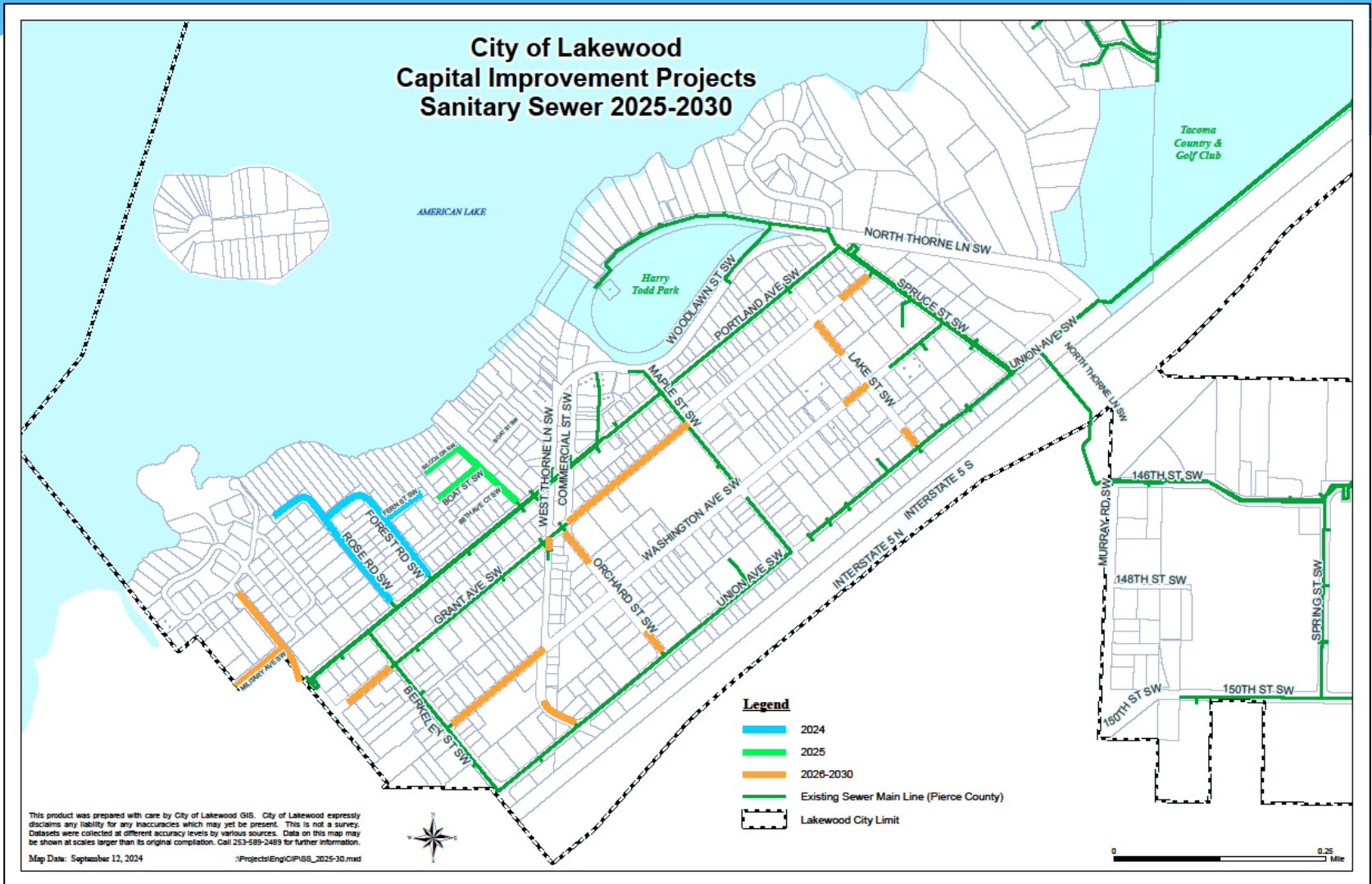
Budget Summary: Transportation Capital

Proposed Transportation Projects		2025	2026
1	Streetlights: New LED Lights	\$ 185,000	\$ -
2	Safety: Neighborhood Traffic Safety/Traffic Calming	27,000	30,000
3	Minor Capital & Major Maintenance	270,000	270,000
4	Chip Seal Program: Local Access Roads	400,000	400,000
5	Streets: Mt Tacoma Drive - Interlaaken to Whitman	150,000	3,800,000
6	Streets: Nyanza Road SW	4,300,000	-
7	Sound Transit: 115th Street CT SW - Bridgeport Way to Sound Transit ROW	-	260,000
8	Sound Transit: Kendrick from 111th St SW to 108th ST SW Roadway	210,000	1,820,000
9	Sound Transit: Clover Park HS-112th Sidewalks: Gravelly Lake Dr to Bridgeport	185,000	3,575,000
10	Sound Transit: Sidewalks - 47th Ave SW - 121st St SW to Pacific Highway S	-	235,000
11	Streets: 100th Street; 59th to South Tacoma Way	-	318,000
12	Streets & Sidewalks: Interlaaken; 112th to Washington Blvd (Design)	1,915,000	-
13	Sound Transit: Sidewalks-McChord Dr/New York Ave-PHS to Bridgeport	600,000	500,000
14	Sound Transit: Sidewalks-Lincoln Ave -McChord Dr to San Francisco Ave	-	100,000
15	Sound Transit-Sidewalks: Clover Creek Dr	-	150,000
16	Roadway Restoration: 112th-South Tacoma Way to Steele St	71,000	1,174,000
17	RAISE Grant-Planning: Lakewood Downtown Feasibility Study	300,000	500,000
18	Personnel, Engineering & Professional Services	513,000	549,000
Total		\$ 9,126,000	\$ 13,681,000

Budget Summary: Sewer Capital

Proposed Sewer Utility Projects		2025	2026
1	Side Sewer Capital	\$ 50,000	\$ 50,000
2	Grant Avenue & Orchard Street Sewer Extensions	-	735,600
3	Washington Avenue & West Thorne Lane Sewer Extension	-	120,000
4	Program Administration	35,000	35,000
Total		\$ 85,000	\$ 940,600

Budget Summary: Sewer Capital





CITY OF
LAKWOOD

Budget Summary: Storm Water Capital

Proposed Storm Water Utility Projects		2025	2026
1	Clover Creek Flood Risk Reduction Study	\$ 110,000	\$ -
2	2025 Drainage Pipe Repair Project (Construction)	390,000	-
3	2026 Drainage Pipe Repair Project (Construction)	-	395,000
4	2026 Water Quality Improvements	-	75,000
5	Annual Catch Basin and Storm Drainage Repair	150,000	150,000
Subtotal Storm Water Utility Projects		650,000	620,000
6	American Lake Management District	20,866	20,939
7	Transfer Out -- Transportation CIP	631,400	357,700
Total		\$ 1,302,266	\$ 998,639

Budget Summary: Fleet & Equipment

Proposed Fleet & Equipment Acquisitions		2025	2026
1	Replace police vehicles (8)	\$ 600,000	\$ -
2	Replace O&M vehicle	55,000	-
5	Replace Planning & Public Works vehicle (2)	79,290	-
6	Replace Equipment (Bobcat ToolCat 5600)	70,000	-
Total		\$ 804,290	\$ -



Budget Summary: Property Management

Proposed Property Management Projects		2025	2026
1	City Hall: Fire Alarm Panel	\$ 40,000	\$ -
2	Police Station: Fire Alarm Panel	40,000	-
4	Police Station: Generator Control Modernization	-	50,000
5	Police Station: Replace East Gate Motor	-	40,000
6	O&M Facility: Replace shop HVAC	20,000	
7	City Buildings & Facilities: City Parking Lot Improvement Program	-	10,000
Total		\$ 100,000	\$ 100,000



Budget Summary: Property Management

Clean Buildings Standard Compliance

City Hall and Police Station

- * Compliance with the state mandated standards
 - * City Hall (Tier 1; over 50,000 SF); and
 - * Police station (Tier 2: 20,000-50,000 SF)
- * City Hall Phase 1 funded; City Hall phases 2 and 3 and Police Station compliance not funded
- * 2025 State Legislative Priority

Clean Buildings Standard Compliance		Amount
City Hall		
Phase 1 (funded)		\$ 1,811,887
Phase 2 (unfunded)		1,696,361
Phase 3 (unfunded)		2,452,968
Subtotal City Hall		5,961,216
Police Station (unfunded)		TBD
TOTAL		\$ 5,961,216

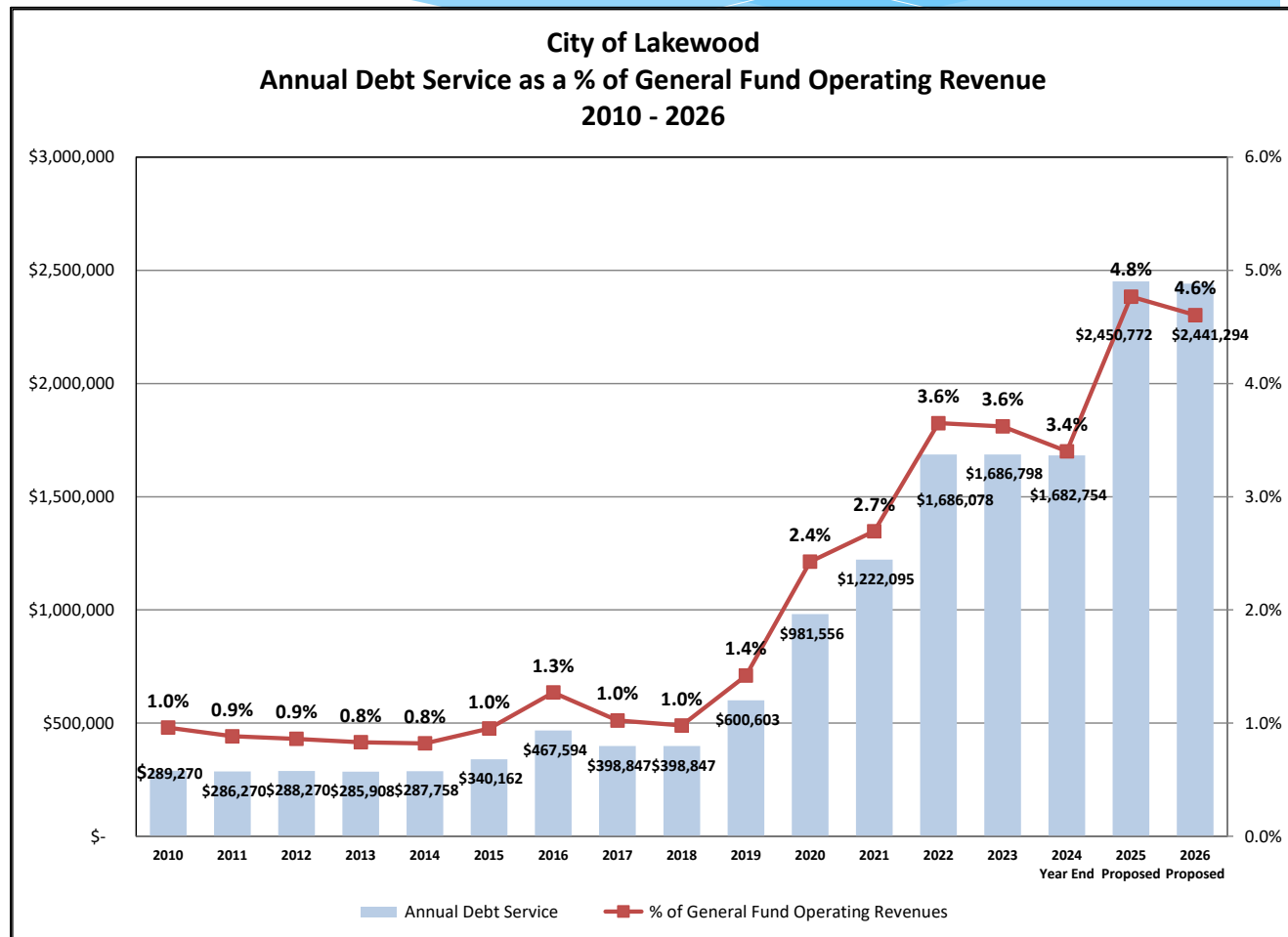


Budget Summary: Information Technology

Proposed Information Technology Investments		2025	2026
1	Add & Replace Wireless Access Points (WiFi)	\$ 72,000	\$ 72,000
2	Replace & Expand Video Surveillance	72,000	84,000
3	Server/Hosts Replacement	30,000	15,000
4	Computer Replacement	145,000	145,000
5	Storage Area Network (SAN)	-	180,000
6	Cyber Security	300,000	300,000
7	Coper Replacements	15,000	-
Total		\$ 634,000	\$ 796,000

Debt Management

- * S&P Rating: 'AA'
- * Low debt: 4.8% and 4.6% of general fund operating revenue in 2025 and 2026, respectively



Conclusion

- * Balanced operating budget
- * Sound underlying financial assumptions & policies in place
- * Consistent with adopted financial policies
- * Not using one-time funds for ongoing operations
- * Operating expenditures do not exceed operating revenues
- * Reserves requirements are achieved
- * Provides for financial stability
- * Targets prudent investment opportunities
- * Preserves the City's excellent credit rating

Next Steps

October 7

Presentation of 2025-2026 Proposed Biennial Budget

October 9

Department Presentations

- City Council
- City Manager
- Parks, Recreation & Community Services
- Police
- Legal

October 16

Department Presentations

- Municipal Court
- Planning & Public Works
- Administrative Services

October 28

Review of 2025 Property Tax Levy

Review of Year-End (2024) Budget Adjustment

Next Steps (cont'd)

- November 4
- Public Hearing on 2025-2026 Proposed Biennial Budget
 - Public Hearing on 2025 Property Tax Ordinance
 - Public Hearing on Year-End (2024) Budget Adjustment
- November 12
- Review of 2025-2026 Proposed Biennial Budget
 - Review of 2025 human services funding recommendations
 - Review of 2025 lodging tax funding recommendations
 - Review of 2025 fee schedule amendments
- November 18
- Adoption of 2025-2026 Biennial Budget
 - Adoption of 2025 Property Tax Levy Ordinance
 - Adoption of Year-End (2024) budget adjustment
 - Adoption of 2025 human services funding
 - Adoption of 2025 lodging tax funding
 - Adoption of 2025 fee schedule amendments

Q & A

Stay Connected

- Online: cityoflakewood.us
- Mobile: MyLakewood311
- Facebook: [LakewoodWA](https://www.facebook.com/LakewoodWA)
- Twitter: [@CityofLakewood](https://twitter.com/CityofLakewood)
- Instagram: [cityoflakewoodwa](https://www.instagram.com/cityoflakewoodwa)
- YouTube: [cityoflakewoodwa](https://www.youtube.com/c/cityoflakewoodwa)