

# LAKEWOOD POLICE QUARTERLY STATS

---

*4<sup>th</sup> Quarter 2024*

*October -  
December*

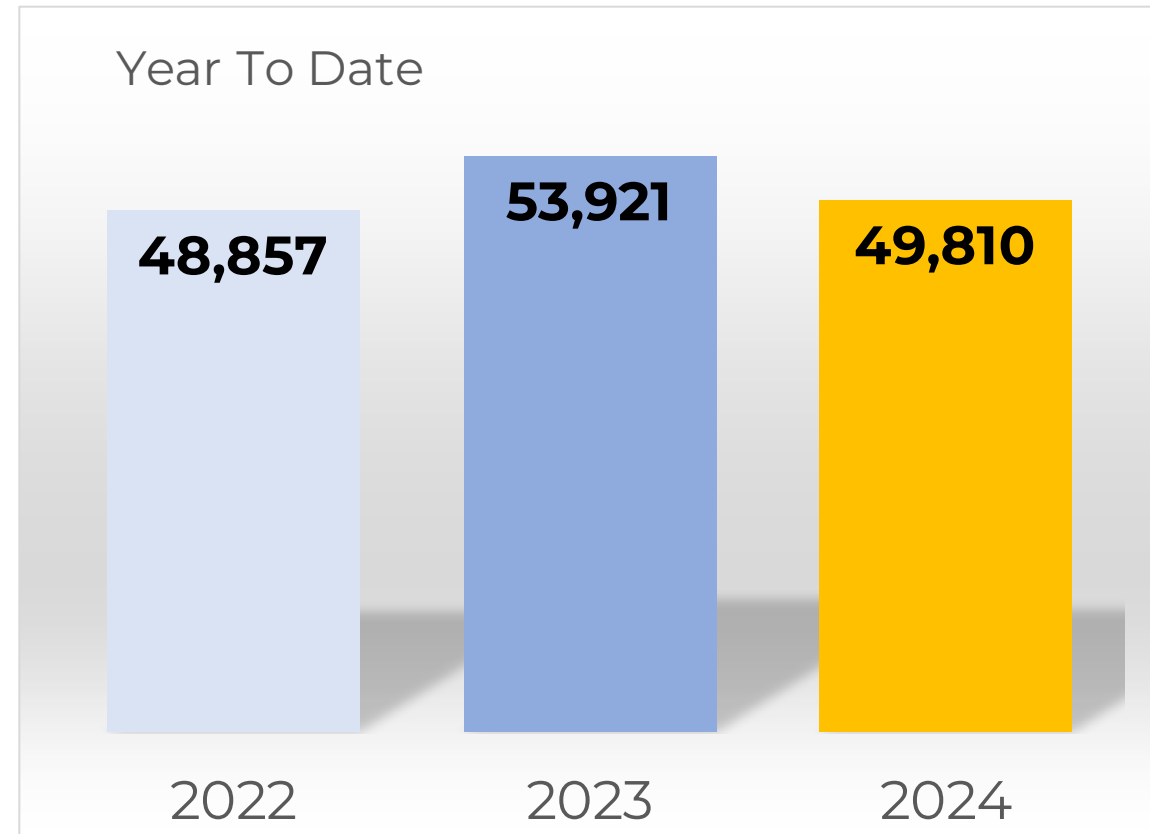
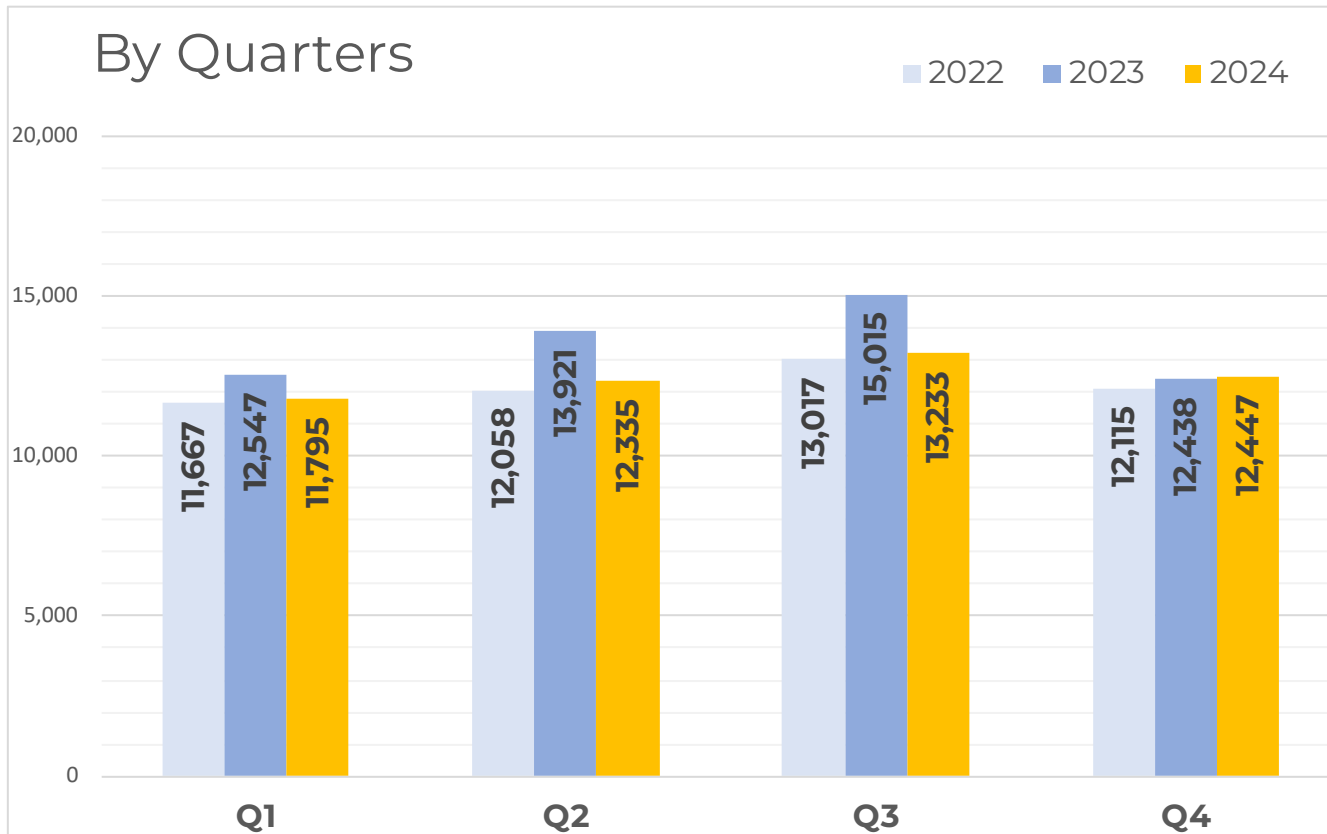


# Calls for Service



\*Calls for Service include resident calls for service in Lakewood's jurisdiction & self-initiated activity by officers.

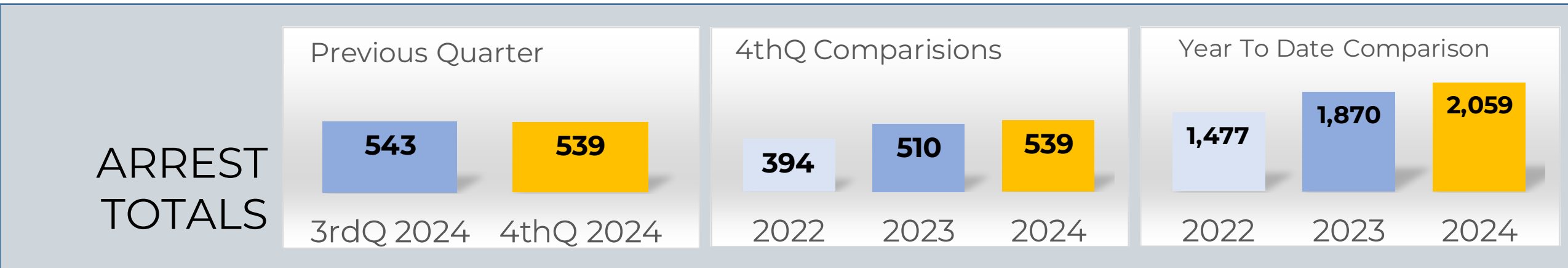
	3rd Quarter 2024	4th Quarter 2024	% Change	4th Quarter 2023	4th Quarter 2024	% Change	Year to Date 2023	Year to Date 2024	% Change
Calls for Service	13,233	<b>12,447</b>	-5.9%	12,438	<b>12,447</b>	0.1%	53,921	<b>49,810</b>	-7.6%



# Arrests

\*Arrests are counted by the highest charge for an individual under the same case number. Example: an individual arrested on multiple charges (Felony, Misdemeanor and Warrant) under the same case number will only be counted as a Felony arrest.

	3rd Quarter 2024	4th Quarter 2024	% Change	4th Quarter 2023	4th Quarter 2024	% Change	Year to Date 2023	Year to Date 2024	% Change
Felony	150	<b>142</b>	-5.3%	154	<b>142</b>	-7.8%	580	<b>523</b>	-9.8%
Gross Misdemeanor	14	<b>15</b>	7.1%	10	<b>15</b>	50.0%	31	<b>45</b>	45.2%
Misdemeanor	241	<b>237</b>	-1.7%	193	<b>237</b>	22.8%	756	<b>934</b>	23.5%
Warrants	138	<b>145</b>	5.1%	153	<b>145</b>	-5.2%	503	<b>557</b>	10.7%
<b>Total</b>	<b>543</b>	<b>539</b>	<b>-0.7%</b>	<b>510</b>	<b>539</b>	<b>5.7%</b>	<b>1,870</b>	<b>2,059</b>	<b>10.1%</b>

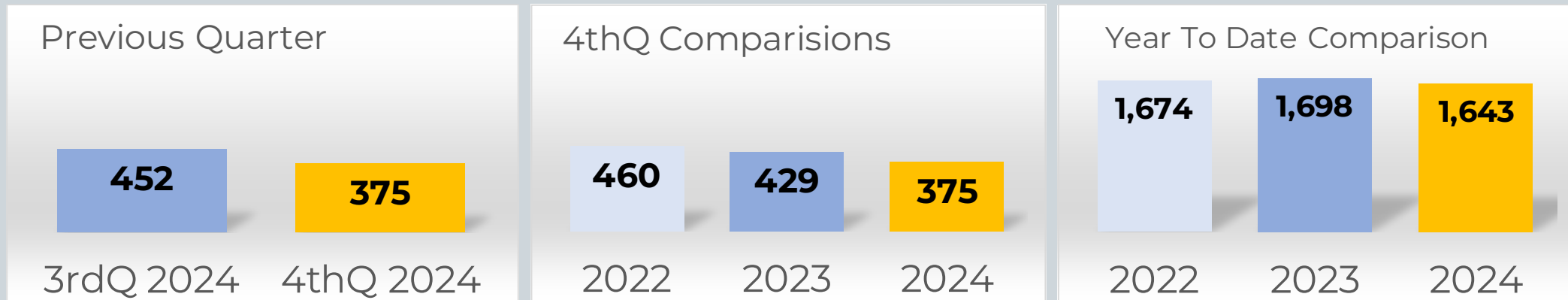


# Crimes Against PERSONS



	3rd Quarter 2024	4th Quarter 2024	% Change	4th Quarter 2023	4th Quarter 2024	% Change	Year to Date 2023	Year to Date 2024	% Change
Aggravated Assault	120	<b>77</b>	-35.8%	114	<b>77</b>	-32.5%	439	<b>376</b>	-14.4%
Simple Assault	280	<b>249</b>	-11.1%	259	<b>249</b>	-3.9%	1,026	<b>1,084</b>	5.7%
Homicide	1	<b>1</b>	0.0%	0	<b>1</b>	N/A	5	<b>4</b>	-20.0%
Robbery	22	<b>29</b>	31.8%	37	<b>29</b>	-21.6%	115	<b>84</b>	-27.0%
Sex (Forcible & Non-Forcible)	29	<b>19</b>	-34.5%	19	<b>19</b>	0.0%	113	<b>95</b>	-15.9%
<b>Total</b>	<b>452</b>	<b>375</b>	<b>-17.0%</b>	<b>429</b>	<b>375</b>	<b>-12.6%</b>	<b>1,698</b>	<b>1,643</b>	<b>-3.2%</b>

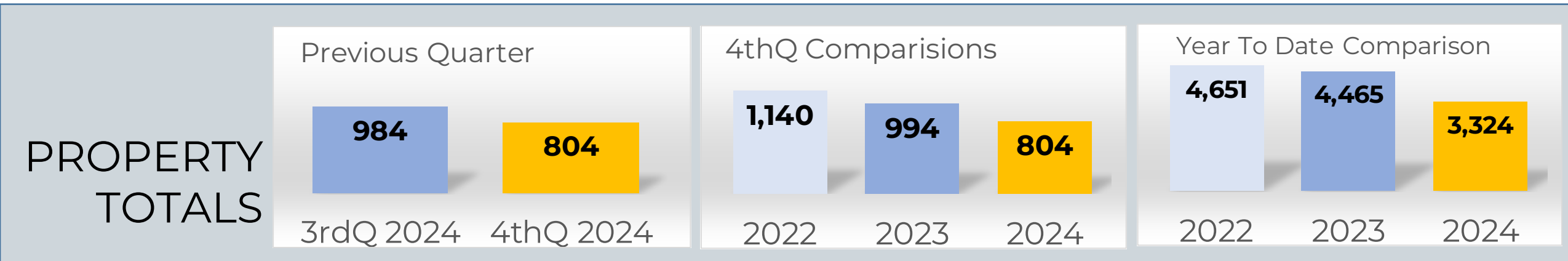
## PERSON TOTALS



# Crimes Against PROPERTY & SOCIETY



	3rd Quarter 2024	4th Quarter 2024	% Change	4th Quarter 2023	4th Quarter 2024	% Change	Year to Date 2023	Year to Date 2024	% Change
Burglary	90	<b>75</b>	-16.7%	98	<b>75</b>	-23.5%	420	<b>337</b>	-19.8%
Fraud (Counterfeit & Embezzlement)	63	<b>55</b>	-12.7%	42	<b>55</b>	31.0%	240	<b>240</b>	0.0%
Larceny	417	<b>335</b>	-19.7%	319	<b>335</b>	5.0%	1,170	<b>1,316</b>	12.5%
Motor Vehicle Theft	100	<b>74</b>	-26.0%	211	<b>74</b>	-64.9%	1,180	<b>389</b>	-67.0%
Stolen Property	44	<b>37</b>	-15.9%	56	<b>37</b>	-33.9%	194	<b>143</b>	-26.3%
Vandalism	244	<b>196</b>	-19.7%	232	<b>196</b>	-15.5%	1,133	<b>798</b>	-29.6%
Weapon Laws Violations	26	<b>32</b>	23.1%	36	<b>32</b>	-11.1%	128	<b>101</b>	-21.1%
<b>Total</b>	<b>984</b>	<b>804</b>	<b>-18.3%</b>	<b>994</b>	<b>804</b>	<b>-19.1%</b>	<b>4,465</b>	<b>3,324</b>	<b>-25.6%</b>

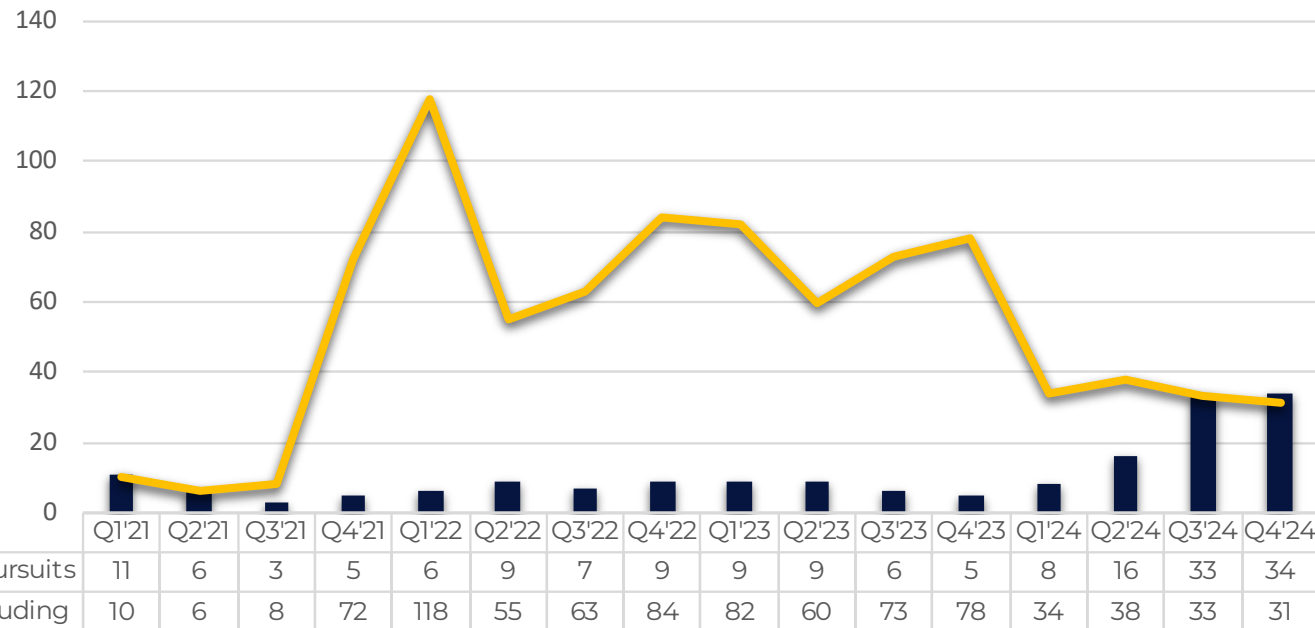


# Pursuits & Eluding

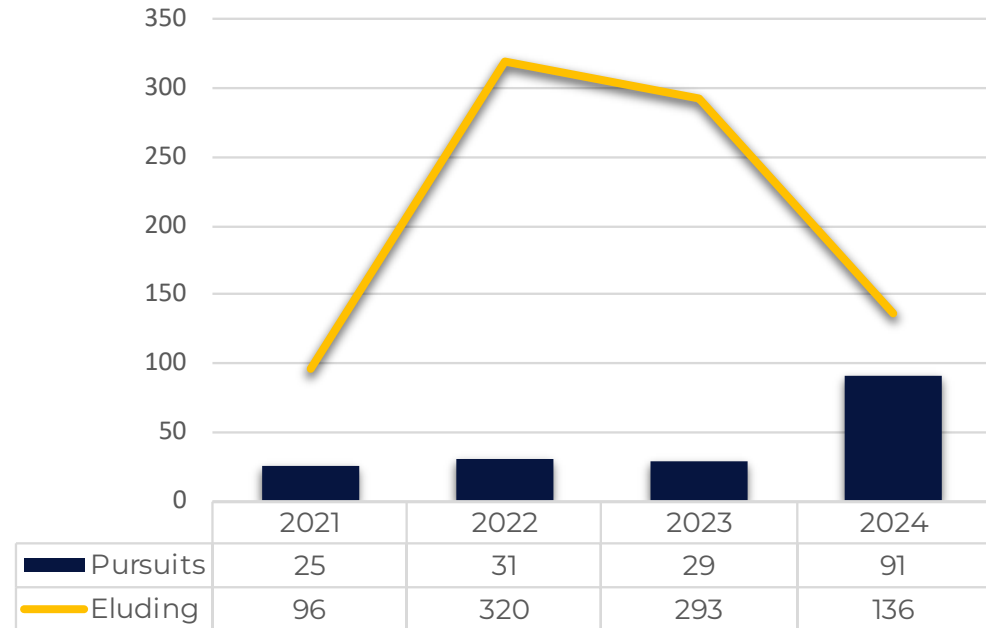


	3rd Quarter 2024	4th Quarter 2024	% Change	4th Quarter 2023	4th Quarter 2024	% Change	Year to Date 2023	Year to Date 2024	% Change
Pursuits	33	<b>34</b>	3.0%	5	<b>34</b>	580.0%	29	<b>91</b>	213.8%
Eluding	30	<b>31</b>	3.3%	78	<b>31</b>	-60.3%	293	<b>136</b>	-53.6%

### Three Year Trend by Quarter



### Year to Date Comparison

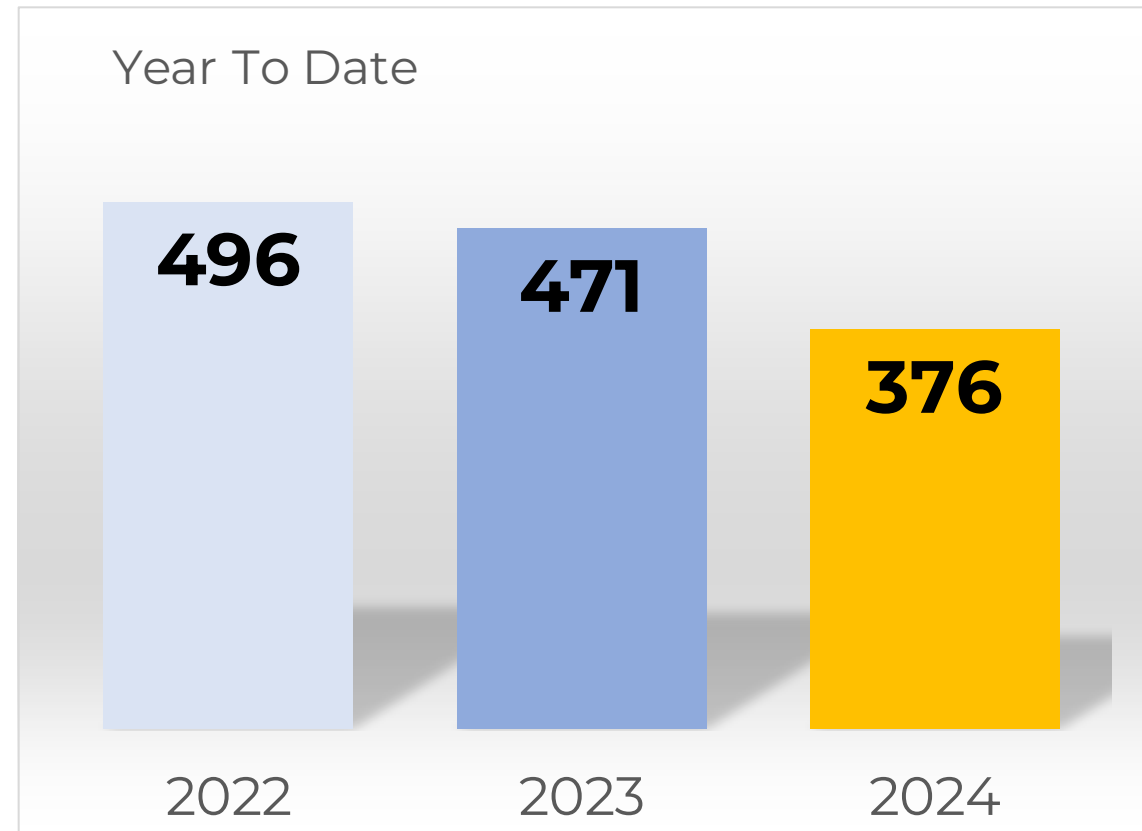
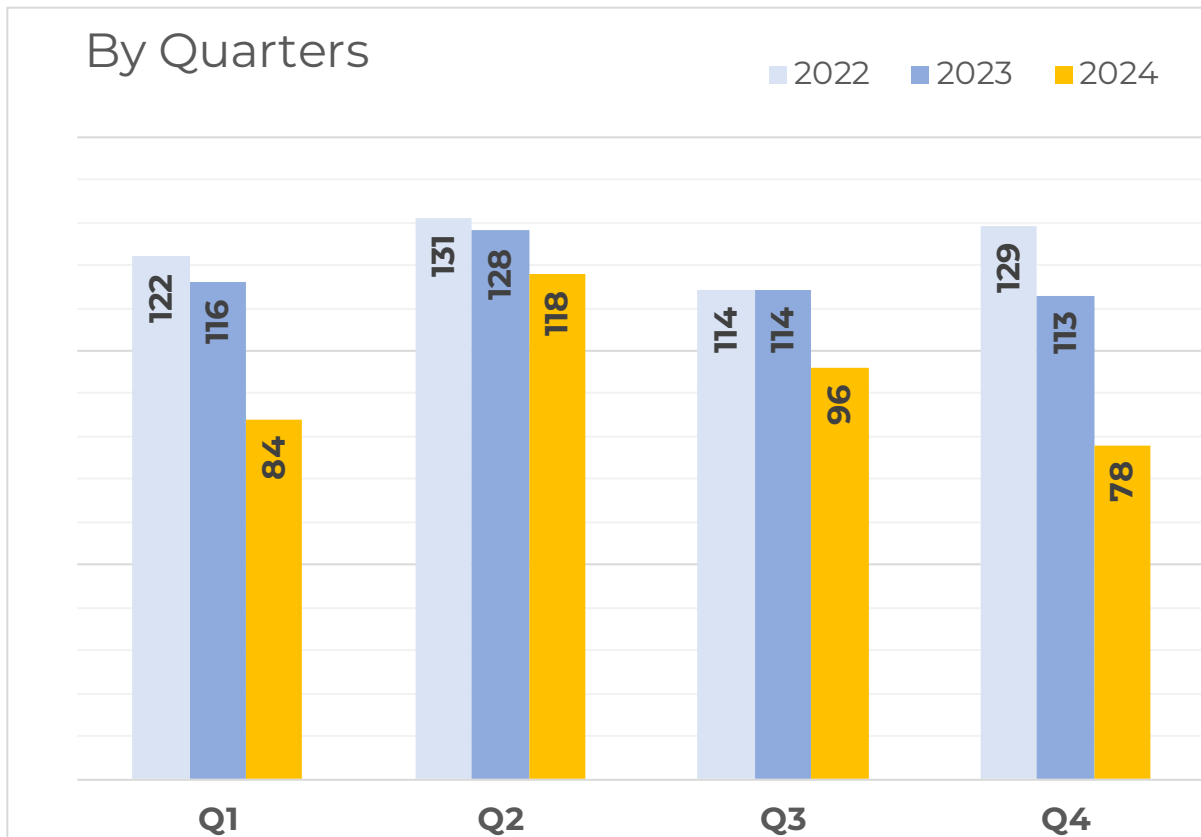


# Shots Fired



\*Numbers include Calls for Service within Lakewood with a call type of SHOOT, SHOTS, or SHOTSD.

	3rd Quarter 2024	4th Quarter 2024	% Change	4th Quarter 2023	4th Quarter 2024	% Change	Year to Date 2023	Year to Date 2024	% Change
Shots Fired	96	<b>78</b>	-18.8%	113	<b>78</b>	-31.0%	471	<b>376</b>	-20.2%



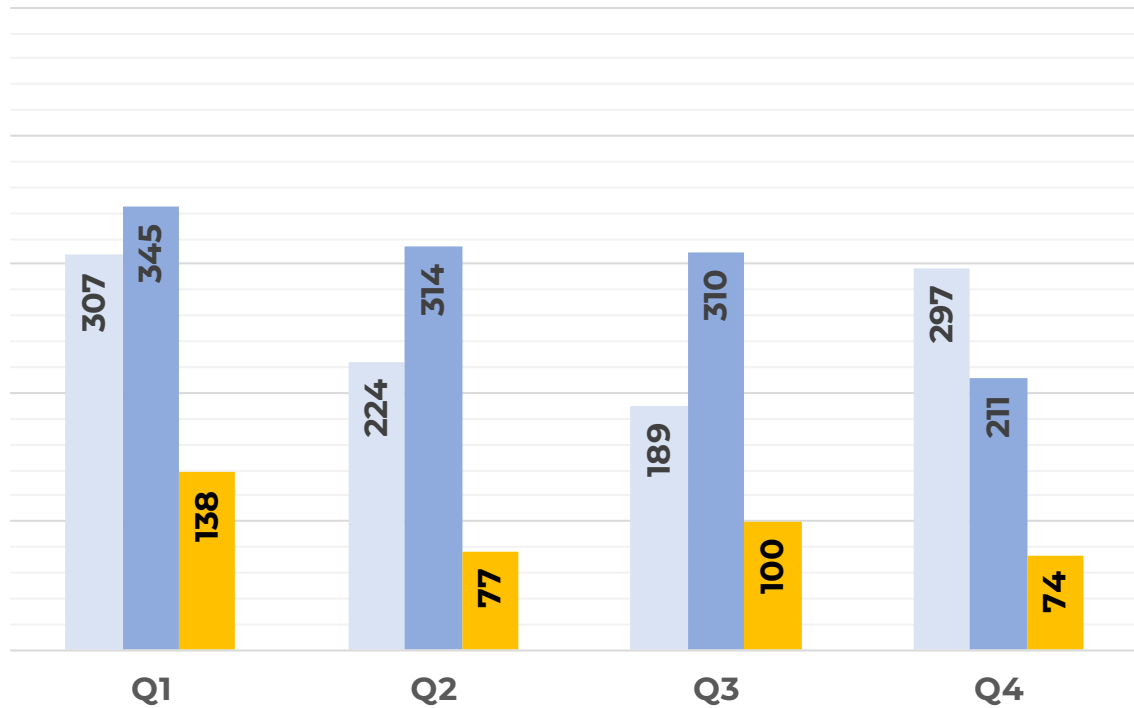
# Motor Vehicle Thefts



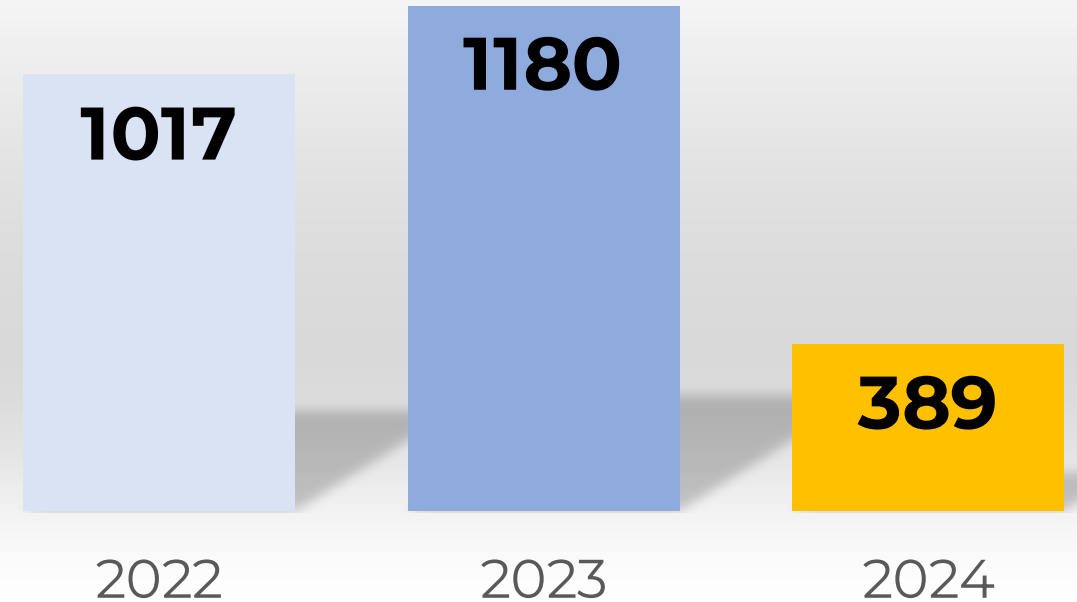
	3rd Quarter 2024	4th Quarter 2024	% Change	4th Quarter 2023	4th Quarter 2024	% Change	Year to Date 2023	Year to Date 2024	% Change
Motor Vehicle Thefts	100	<b>74</b>	-26.0%	211	<b>74</b>	-64.9%	1,180	<b>389</b>	-67.0%

By Quarters

2022 2023 2024



Year To Date



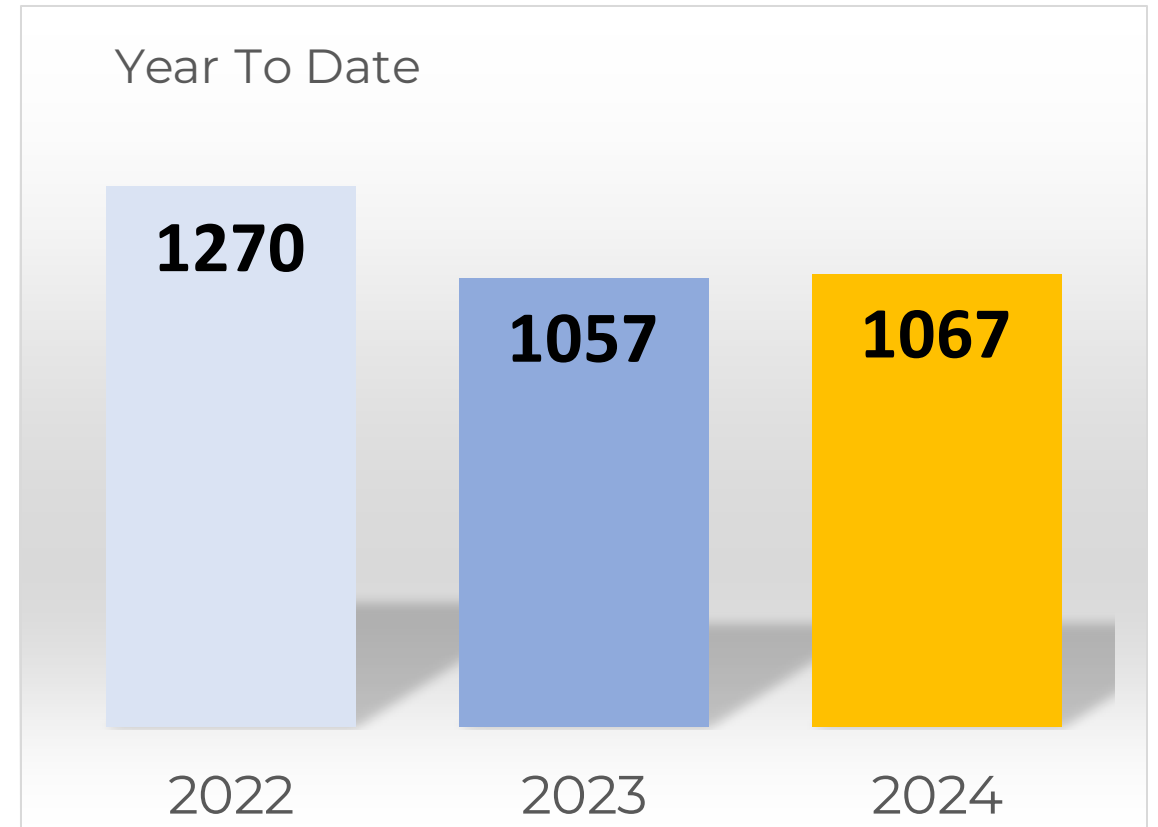
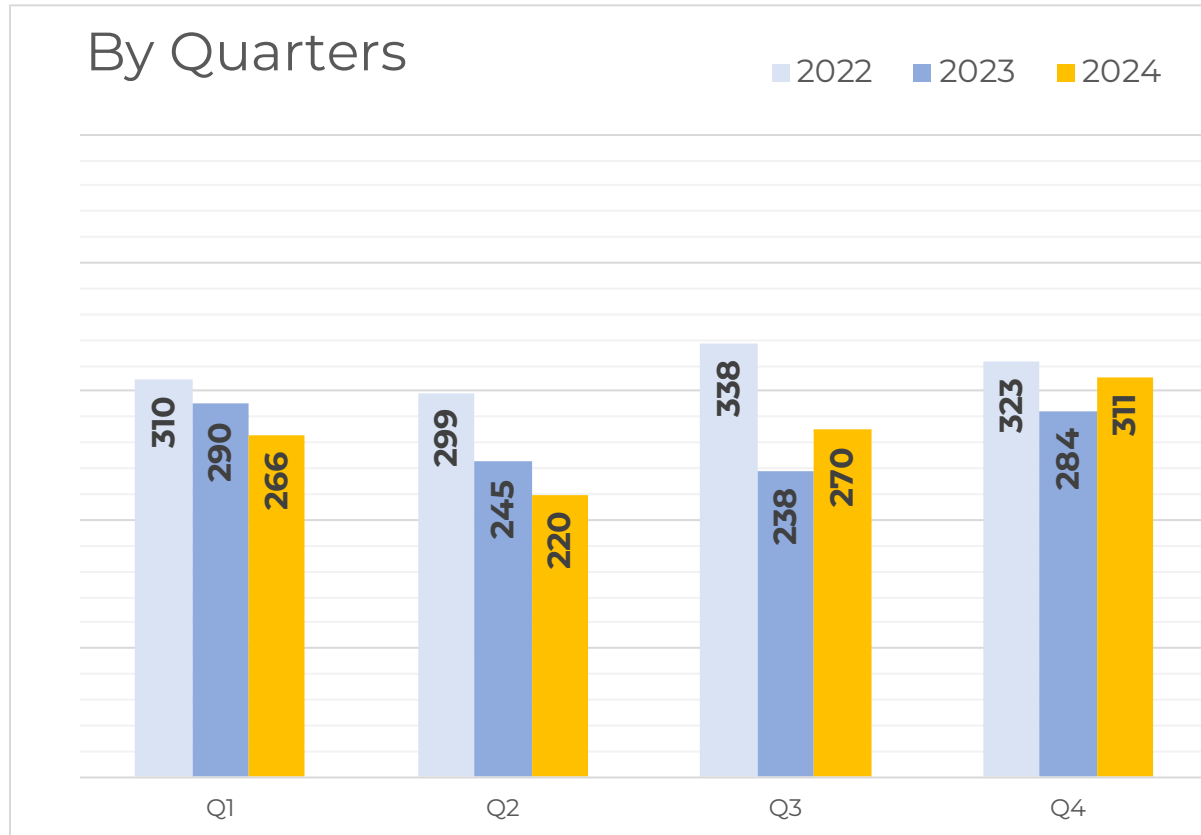


# Collisions



\*Reports taken by Lakewood PD for Collisions.

	3rd Quarter 2024	4th Quarter 2024	% Change	4th Quarter 2023	4th Quarter 2024	% Change	Year to Date 2023	Year to Date 2024	% Change
Collision Reports	270	<b>311</b>	15.2%	284	<b>311</b>	9.5%	1,057	<b>1,067</b>	0.9%



# Summary of Crimes



Lakewood PD  
4th Quarter 2024 (Oct-Dec)

	3rd Quarter	4th Quarter	% Change	4th Quarter	4th Quarter	% Change	Year to Date 2023	Year to Date	% Change
Calls for Service	13,233	<b>12,447</b>	-5.9%	12,438	<b>12,447</b>	0.1%	53,921	<b>49,810</b>	-7.6%
<b>Arrests</b>									
Felony	150	<b>142</b>	-5.3%	154	<b>142</b>	-7.8%	580	<b>523</b>	-9.8%
Gross Misdemeanor	14	<b>15</b>	7.1%	10	<b>15</b>	50.0%	31	<b>45</b>	45.2%
Misdemeanor	241	<b>237</b>	-1.7%	193	<b>237</b>	22.8%	756	<b>934</b>	23.5%
Warrants	138	<b>145</b>	5.1%	153	<b>145</b>	-5.2%	503	<b>557</b>	10.7%
<b>Total</b>	543	<b>539</b>	-0.7%	510	<b>539</b>	5.7%	1870	<b>2059</b>	10.1%
<b>Person Crimes</b>									
Aggravated Assault	120	<b>77</b>	-35.8%	114	<b>77</b>	-32.5%	439	<b>376</b>	-14.4%
Simple Assault	280	<b>249</b>	-11.1%	259	<b>249</b>	-3.9%	1026	<b>1084</b>	5.7%
Homicide	1	<b>1</b>	0.0%	0	<b>1</b>	N/A	5	<b>4</b>	-20.0%
Robbery	22	<b>29</b>	31.8%	37	<b>29</b>	-21.6%	115	<b>84</b>	-27.0%
SEX (Forcible & Non-Forcible)	29	<b>19</b>	-34.5%	19	<b>19</b>	0.0%	113	<b>95</b>	-15.9%
<b>Total</b>	452	<b>375</b>	-17.0%	429	<b>375</b>	-12.6%	1698	<b>1643</b>	-3.2%
<b>Property &amp; Society Crimes</b>									
Burglary	90	<b>75</b>	-16.7%	98	<b>75</b>	-23.5%	420	<b>337</b>	-19.8%
Fraud (Counterfeit & Embezzlement)	63	<b>55</b>	-12.7%	42	<b>55</b>	31.0%	240	<b>240</b>	0.0%
Larceny	417	<b>335</b>	-19.7%	319	<b>335</b>	5.0%	1170	<b>1316</b>	12.5%
Motor Vehicle Theft	100	<b>74</b>	-26.0%	211	<b>74</b>	-64.9%	1180	<b>389</b>	-67.0%
Stolen Property	44	<b>37</b>	-15.9%	56	<b>37</b>	-33.9%	194	<b>143</b>	-26.3%
Vandalism	244	<b>196</b>	-19.7%	232	<b>196</b>	-15.5%	1133	<b>798</b>	-29.6%
Weapon Laws Violations	26	<b>32</b>	23.1%	36	<b>32</b>	-11.1%	128	<b>101</b>	-21.1%
<b>Total</b>	984	<b>804</b>	-18.3%	994	<b>804</b>	-19.1%	4465	<b>3324</b>	-25.6%
<b>Other Crimes Of Interest</b>									
Shots Fired	96	<b>78</b>	-18.8%	113	<b>78</b>	-31.0%	471	<b>376</b>	-20.2%
Pursuits	33	<b>34</b>	3.0%	5	<b>34</b>	580.0%	29	<b>91</b>	213.8%
Eluding	30	<b>31</b>	3.3%	78	<b>31</b>	-60.3%	293	<b>136</b>	-53.6%
Collision Reports	270	<b>311</b>	15.2%	284	<b>311</b>	9.5%	1,057	<b>1,067</b>	0.9%